
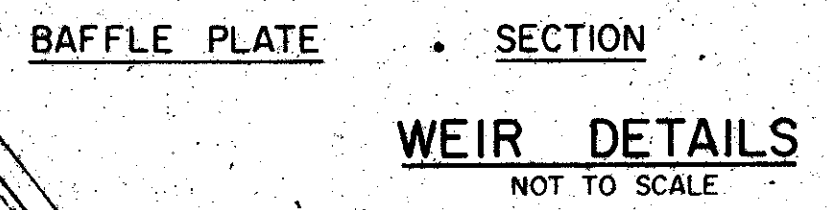
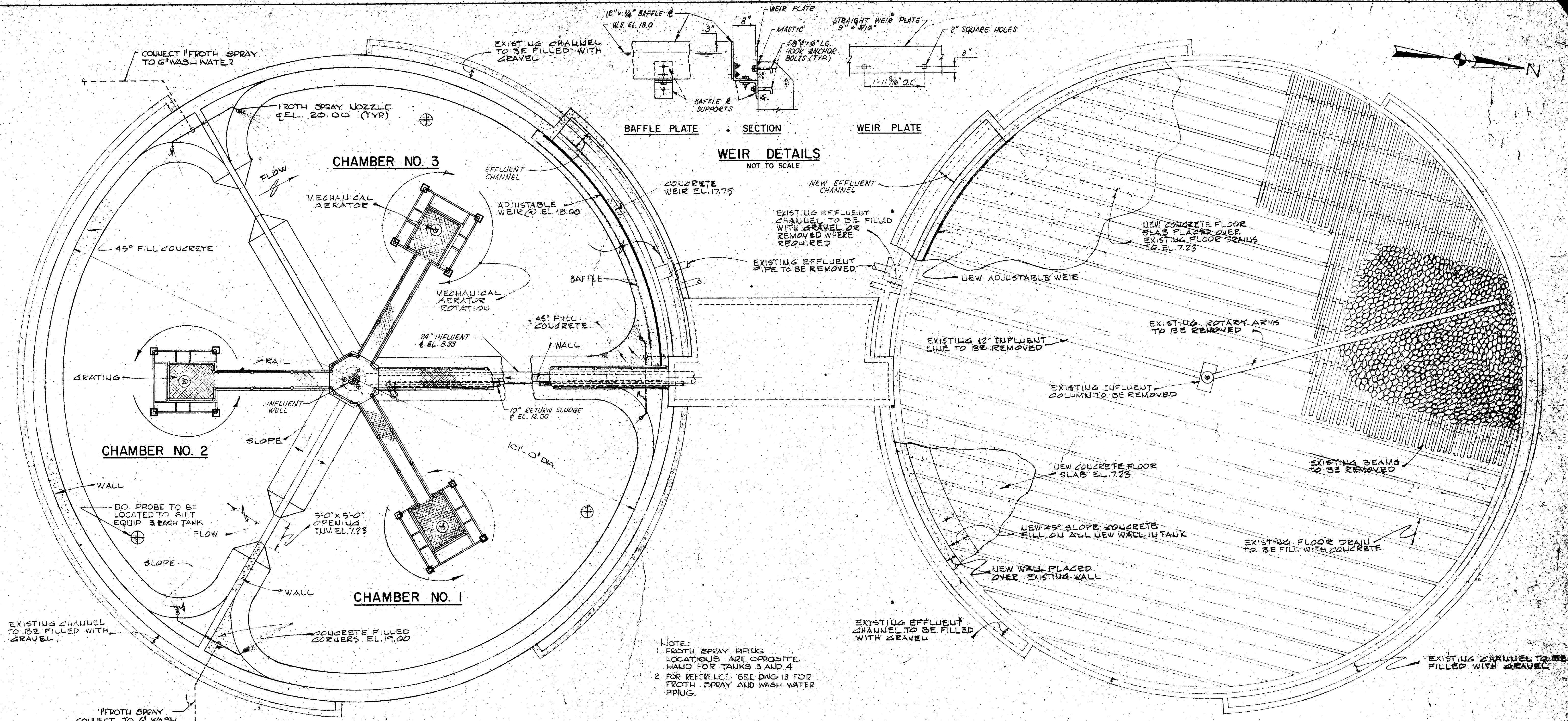

Appendix D – Excerpts of Referenced Documents

- **Excerpts from Sewage Treatment Plant Drawings, 1951**
Primary Clarifiers 1&2 Original – 3 sheets
- **Excerpt from WPCF Secondary Treatment Drawings, 1973**
Primary Clarifiers 1&2 – 1sheet
Primary Clarifiers 3&4 – 1 sheet
Barrington Sewer and Raised Manhole – 3 sheets
Primary Clarifier Splitter Structure – 1 sheet
Aeration Tanks 1&2 – 1 sheet
Aeration Tanks 3&4 – 1 sheet
Raw Sewage Pump Station – 2 sheets



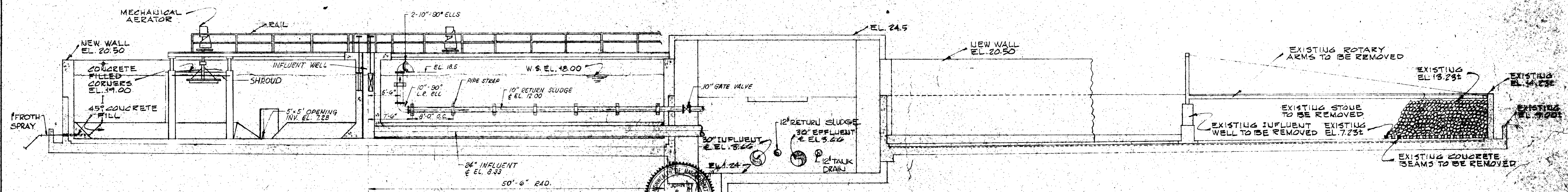


NOTE:
 1. FROTH SPRAY PIPING LOCATIONS ARE OPPOSITE HAND FOR TANKS 3 AND 4.
 2. FOR REFERENCE, SEE DWG. 13 FOR FROTH SPRAY AND WASH WATER PIPING.

NEW AERATION TANK

PLAN

EXISTING TRICKLING FILTER TO BE MODIFIED



TANK 3

SECTION

TANK 4

REVISION NUMBER	DESCRIPTION	INT.	DATE	REVISION NUMBER	DESCRIPTION	INT.	DATE

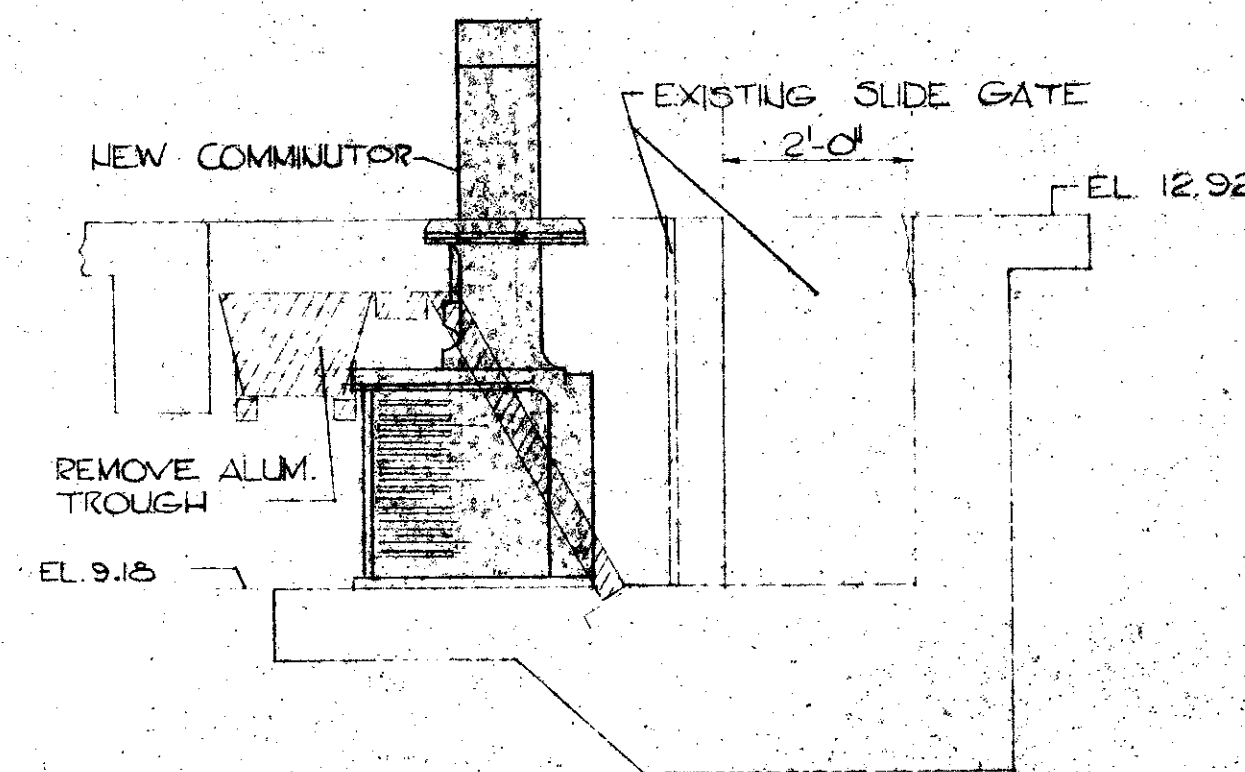
PAUL T. CARVER
 No. 2434
 REGISTERED PROFESSIONAL ENGINEER

DRAWN: D. KIMBALL DESIGNED: H. CAMPBELL
 CHECKED: H. CAMPBELL APPROVED: P. CARVER
 DATE: MAY, 1973
CE MAGUIRE, INC.
 ENGINEERS
 PROVIDENCE, R.I. WERERSFIELD, CONN. WALTHAM, MASS.

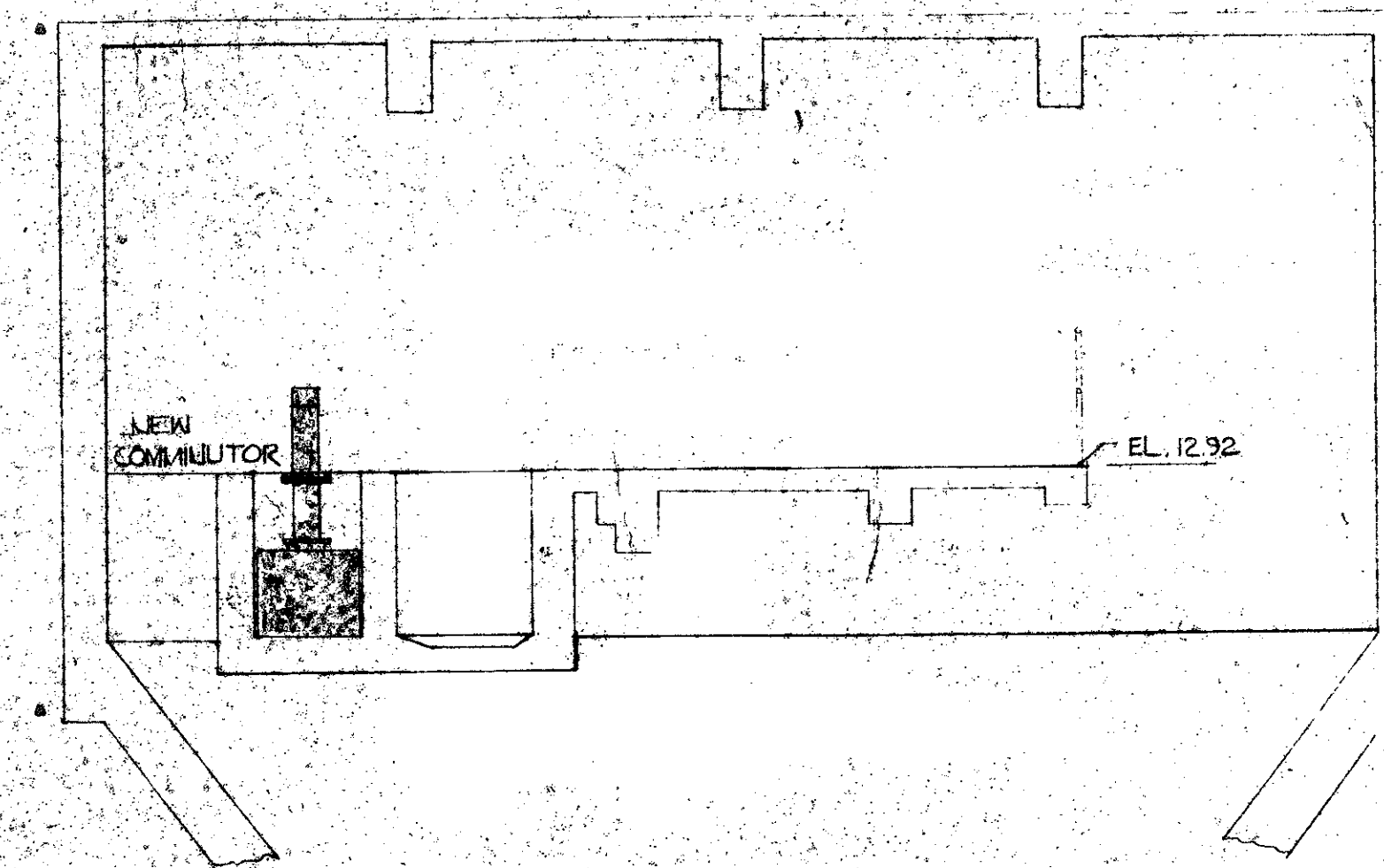
APPROVED
Charles P. Carver
 CITY OF EAST PROVIDENCE

CITY OF EAST PROVIDENCE, RHODE ISLAND
SYSTEM OF SEWERS
 CONTRACT NO. 1
 AERATION TANKS 3 & 4
 EQUIPMENT & PIPING
 PLAN & SECTIONS

SCALE
 1/8" = 1'-0"
 C. A. N. NO. 1349
 DRAWING NO.
36

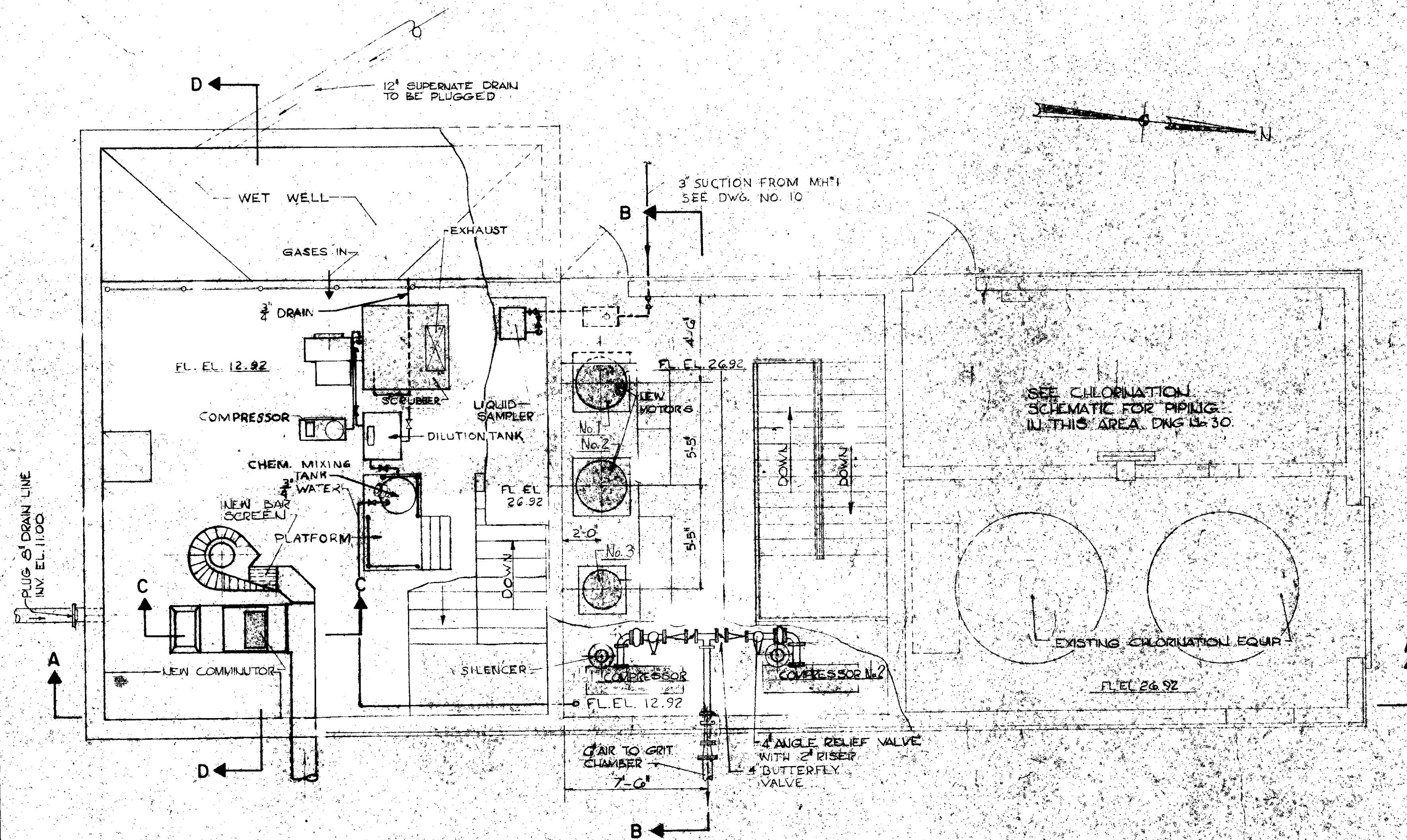


SECTION C-C
SCALE 1/2"=1'-0"

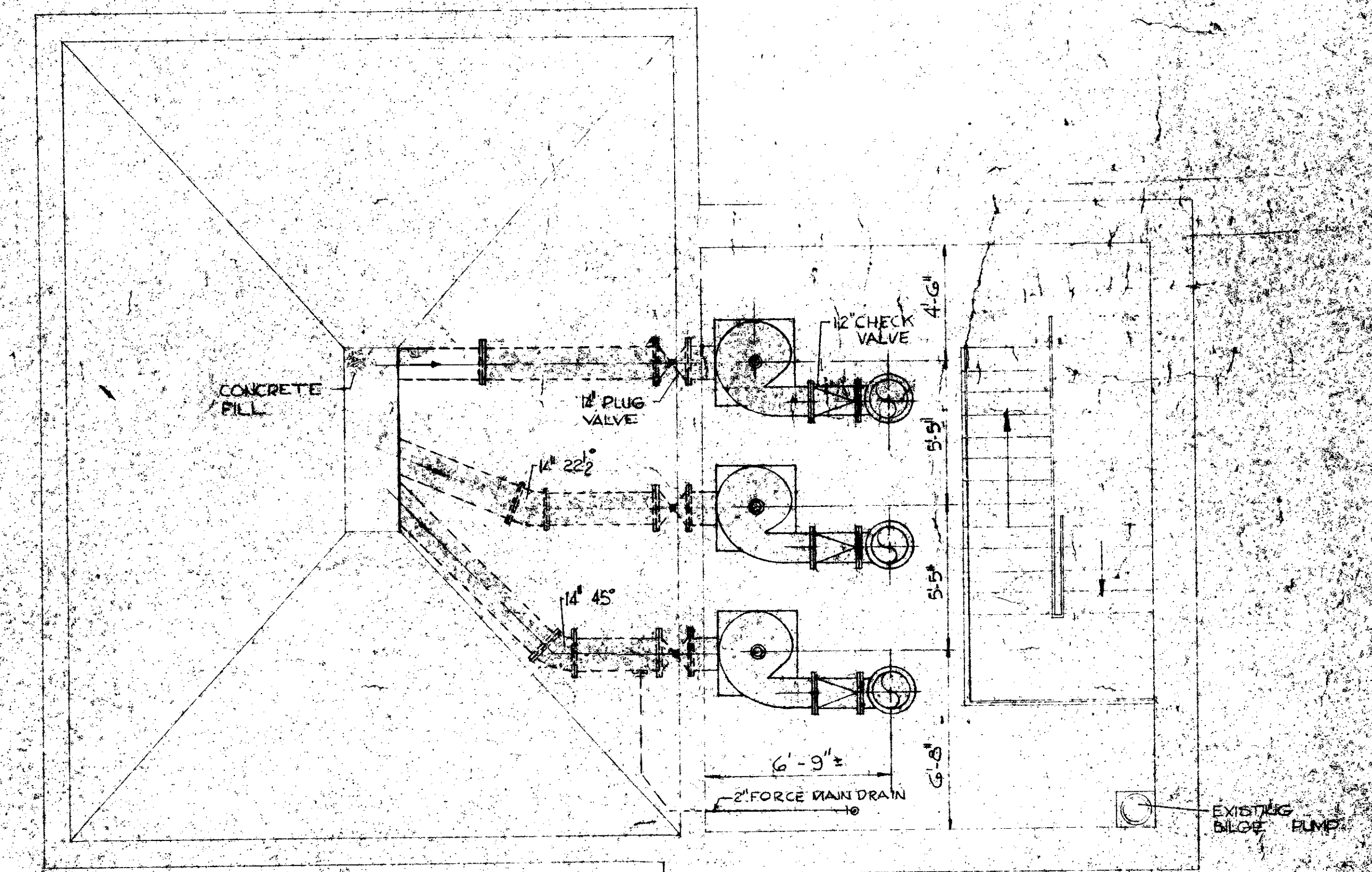


SECTION D-D
SCALE 1/4"=1'-0"

NOTES:
1. SHADED AREA INDICATES NEW PIPING AND EQUIP.
2. SEE DWG. NO. 22 FOR SECTIONS A AND E.
3. EXISTING HIGH WATER ALARM / FLOAT CONTROL EQUIPMENT TO BE REMOVED.




PLAN
SCALE 1/4"=1'-0"



PLAN AT ELEV. 6.0
SCALE 1/4"=1'-0"

EXISTING TO REMAIN
NEW WORK
EXISTING TO BE REMOVED



DRAWN: T. MELLO DESIGNED: J. NAGAMIA
CHECKED: J. NAGAMIA APPROVED: P. CARVER
DATE: MAY, 1972

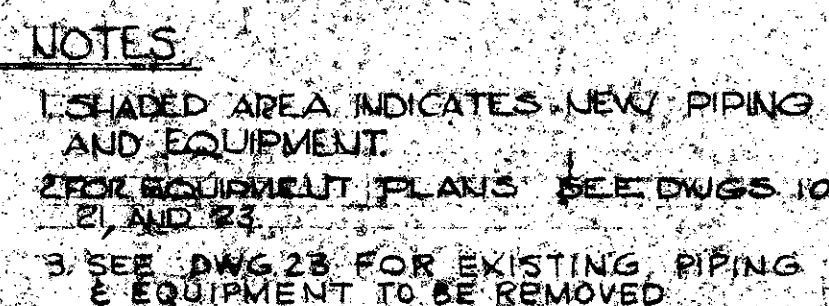

DE MAGUIRE INC.
ENGINEERS
100 WASHINGTON STREET
PROVIDENCE, RHODE ISLAND 02903

APPROVED: [Signature]
CITY OF EAST PROVIDENCE

CITY OF EAST PROVIDENCE, RHODE ISLAND
SYSTEM OF SEWERS
CONTRACT NO. 1
MODIFIED RAW SEWAGE PUMPING STATION
EQUIPMENT & PIPING
PLANS & SECTIONS

SCALE AS NOTED
DRAWING NO. 21

REVISION NUMBER	DESCRIPTION	INT.	DATE	REVISION NUMBER	DESCRIPTION	INT.	DATE
	REVISED TO AS-BUILT		2-5-72				

[illegible]

PAUL I. CARVER
No. 2433
REGISTERED
PROFESSIONAL ENGINEER

DESIGNED: J. MERLO
CHECKED: J. NAGAMIA
DATE: MAY 1973

DE MAGUIRE, INC.
ENGINEERS
1000 WEST 11TH AVE. WILMINGTON, DE 19804
TEL: 302/439-1100 FAX: 302/439-1101

APPROVED _____
V. J. J. J. J.
 CITY OF EAST PROVIDENCE

CITY OF EAST PROVIDENCE, RHODE ISLAND
SYSTEM OF SEWERS
CONTRACT NO. 1
MODIFIED RAW SEWAGE PUMPING STATION
EQUIPMENT & PIPING
SECTIONS

SCALE
 $1/4" = 1'-0"$
C. A. M. NO. 15
DRAWING NO.
22