



**CITY OF EAST PROVIDENCE  
WATER MAIN CLEANING AND LINING PHASE V REBID  
RFP EP23/24-26R**

**ADDENDUM # 2 – OCTOBER 9, 2024**

**BID OPENING THURSDAY OCTOBER 24, 2024 AT 2:00 PM**

*To provide bidders time to evaluate clarifications made to the bid documents based on the questions received, the bid opening has been rescheduled to Thursday October 24, 2024 at 2:00 pm. The location of the bid opening remains unchanged. The question deadline has passed and no additional questions will be accepted from prospective bidders.*

The following revisions, clarifications, additions and/or deletions are hereby made a part of the Bid Documents for the City of East Providence's Water Main Cleaning and Lining Phase V Rebid project, RFP EP23/24-26R.

**Specifications:**

1. Bid Form shall be **DELETED** in its entirety and **REPLACED** with revised Bid Form provided as Attachment 2.

**Drawings:**

1. Drawing C2.2 (Sheet 6 of 26) shall be **DELETED** and **REPLACED** with revised Drawing C2.2 provided as Attachment 3.
2. Drawing C2.3 (Sheet 7 of 26) shall be **DELETED** and **REPLACED** with revised Drawing C2.3 provided as Attachment 4.
3. Drawing C2.4 (Sheet 8 of 26) shall be **DELETED** and **REPLACED** with revised Drawing C2.2 provided as Attachment 5.
4. Drawing C2.5 (Sheet 9 of 26) shall be **DELETED** and **REPLACED** with revised Drawing C2.5 provided as Attachment 6.
5. Drawing C2.6 (Sheet 10 of 26) shall be **DELETED** and **REPLACED** with revised Drawing C2.6 provided as Attachment 7.
6. Drawing C2.7 (Sheet 11 of 26) shall be **DELETED** and **REPLACED** with revised Drawing C2.7 provided as Attachment 8.

7. Drawing C3.1 (Sheet 15 of 26) shall be **DELETED** and **REPLACED** with revised Drawing C3.1 provided as Attachment 9.
8. Drawing C3.2 (Sheet 16 of 26) shall be **DELETED** and **REPLACED** with revised Drawing C3.1 provided as Attachment 10.
9. Drawing C3.3 (Sheet 17 of 26) shall be **DELETED** and **REPLACED** with revised Drawing C3.1 provided as Attachment 11.
10. Drawing C3.4 (Sheet 18 of 26) shall be **DELETED** and **REPLACED** with revised Drawing C3.1 provided as Attachment 12.

Written Questions/Clarifications:

1. Please identify which main the 39 new services are off of on Willett Avenue.

**Service tie cards are provided as Attachment 1 of Addendum No. 2 for services connected to Willett Avenue. Sheets C3.1 through C3.4 have been revised to clarify which services are fed from side streets instead of the water main in Willett Avenue. These drawings have also been revised to show service replacements at 378, 595, 830, and 879 on Willett Avenue which were not previously identified. Bid quantities for service replacement and concrete base have been revised to reflect these changes. Please refer to attached Bid Form and Sheets C3.1 through C3.4 revised by Addendum No. 2.**

2. Sheet 5 – On Valley St. we are to abandon 6” and transfer new service from the buildings to the 12” main (fire & domestic). Do we install a new 12 x 6 tee with 6” GV for the buildings and which buildings are they? Are there only two connections (fire & domestic) in the one location noted or more services that need to be transferred?

**Five domestic services (assumed 1-inch or smaller) are connected, or assumed to be connected, to the 6” water main and will need to be transferred to the 12” water main. These are located at 65, 84, 90, 115, and 127 Valley Street. Additionally, one 6” fire service, at 127 Vallet Street, needs to be transferred to the 12” water main. A new 12”x6” tee, 6” gate valve, and 6” ductile iron service pipe will be installed to make this connection.**

3. Sheet 6
  - a. On Potter St @ School St., what work is to be done there? Nothing is noted.
  - b. On Juniper St., we are to abandon the 4” CIP main. What services need to be transferred from the 4” to the 12”?
  - c. On 4<sup>th</sup> St, we are to abandon the 4” main. What services need to be transferred from the 4” to the 8”?
  - d. Does Pier Road & Water Front Drive Dead End?

**At Potter Street and School Street, the existing 6”x6” tee, 6” gate valve, and 8”x6” reducer are to be removed and replaced.**

**Information on service connections is on hardcopy tie cards. This information will be provided to the selected Contractor, but the City is unable to provide this information to bidders in a timely manner. Transfer of services will be paid using the various unit bid items included in the contract (e.g., corporation stops, service piping, etc.).**

**The water main in Pier Road continues to a private service line after the hydrant and valve shown on Sheet 9.**

4. Sheet 7 – On Juniper St., we are to abandon the 4” CIP Main. Which services need to be transferred from the 4” to 12”?

**Refer to previous response regarding water service information.**

5. Sheet 8
  - a. On Juniper St., we are to abandon the 6” CIP Main. Which services need to be transferred from the 6” to 12”?
  - b. On Juniper St., between Bentley St and Follett St we c & cml 205’ of 6” CIP. It does not appear there are any notes on how this gets tied in. Also, between Follett & Ingram there are 5 12” gate valves. Is this correct? Please advise.
  - c. At the intersection of Broadway and both Oakley and Warren, no work is shown. Please let us know what needs to be done in these intersections.

**Cleaning and lining of 6” water main in Juniper Street is no longer proposed. This pipe was previously removed, and a new 20” ductile iron transmission main installed, as part of a water supply improvement project in 2014/2015. No services need to be transferred to the 12” water main. Four 12” gate valves are now proposed in Juniper Street, between Follett & Ingraham. Drawing C2.3 (Sheet 7) and C2.4 (Sheet 8) have been revised as part of Addendum No. 2 and are attached.**

**Valves at the intersections of S. Broadway with Oakley Street and S. Broadway with Warren Avenue were installed in 2012 during a previous cleaning and lining project. These valves are to remain. Contractor shall excavate a work pit in these locations as required to perform cleaning and lining of existing water main in Oakley Street and Warren Avenue.**

6. Sheet 9/10
  - a. Is Tangent Street west of 1<sup>st</sup> a dead end?
  - b. At Fort St. near 5<sup>th</sup> St. it states that to F&I 160’ of 8” DIP from #104 to intersection of 5<sup>th</sup> St. On Sheet 10 it says c & cml from 5<sup>th</sup> St to 7<sup>th</sup> St. Which one is it? Are there two mains?

**The 6” cast iron water main in Tangent Street continues to a closed valve approximately 100 feet west of the intersection with 1<sup>st</sup> Street where a new blowoff assembly is proposed. The water main continues west to another closed valve near Veterans Memorial Parkway.**

**Installation of approximately 160 linear feet of new 8-inch ductile iron in Fort Street, from 5<sup>th</sup> Street easterly to an existing 8”x6” reducer, is proposed. The existing 8” water main east of this reducer does not require cleaning and lining. However, cleaning and lining of an approximately 480’ section of 6” CI water main in Fort Street, between Burgess Avenue and 5<sup>th</sup> Street, has been added. These sheets have been revised accordingly. Please refer to attached Sheets C2.5 and C2.6 revised by Addendum No. 2.**

7. Sheet 11 – What are the limits of work for the 950’ of cleaning and lining of the 6” main on Fort Street?

**An approximate 2,100 linear feet of 6” cast iron on Fort Street, between Lyon Avenue and South Broadway, is proposed to be cleaned and lined. Approximately 1,160 linear feet of**

**this is east of Bentley Street. The notation on Sheet 11 has been revised accordingly. Please refer to attached Sheet C2.7 revised by Addendum No. 2.**

8. Sheet 12 – What are the limits of work for the cleaning and lining of the 6” main on 2<sup>nd</sup> Street?

**The limits of cleaning and lining of 6” CI water main in 2<sup>nd</sup> Street is from the new 8”x6” reducer at intersection with Mercer Street (depicted on Sheet 9) to the dead end near Veterans Memorial Parkway (depicted on Sheet 12).**

9. On S. Broadway we are lining from Warren Ave to Lee Rd. Sheets 11 & 13 there is an 8” & 16” main. Please identify the services off of the 8” main.

**Bidders shall assume that all services in South Broadway are connected to the 8” water main. Water service tie cards will be provided to the selected Contractor.**

10. Is Warren Ave. (Rt 103) a State Road and if so, is the City doing the traffic management plan as on Willett Ave.?

**Warren Avenue is a State-maintained road east of the intersection with South Broadway. It is a City-maintained road west of this intersection. The City will coordinate with RIDOT and will prepare a Traffic Management Plan (TMP) and Utility Permit application for work in this intersection, should one be required.**

11. Where does American Equipment & Fabricating and Morgan Environmental Recovery get their water from? Is it Water St., and if so, what size main is it?

**This property has an existing service from the 4” CI water main in Water Street that will need to be connected to the proposed 8” DI water main. The service pipe size is copper and either 1.5” or 2” in size (the meter is 1.5”).**

12. On the plans, some watermains are called out as “Abandon” but do not have Dig & Replace or Remove & Dispose. How are these mains to be abandoned? Which line item will this work be paid under?

**Water main called out to be abandoned will be abandoned in place and they are proposed to be isolated from the distribution system through physically cutting and disconnecting them at specific connection points noted on the drawings. Other work is specified in these locations for which there are unit bid items. Costs associated with cutting and capping water main at locations where water main is to be abandoned are considered incidental to the other work specified at these locations.**

13. We see the locations for 16” butterfly valves to be installed but can you confirm the locations of the 16” cleaning and CML lining?

**Cleaning and lining of 16” water main is no longer included in the scope of the project, and bid items associated with that work have been removed.**

14. Will payments for cleaning and lining items be based on actual liners installed?

**Yes, the payable quantity will be based on the actual length of water main cleaned and lined as measured in the field. This is not a lump sum item or contract. As noted in the Contract**

**Documents, the quantities of work shown are approximate only and are subject to increase or decrease at the City's discretion.**

15. Will payments for gate valves be for actual valves installed if there is a delta from bid quantity versus actual quantity installed?

**Yes, payment for furnishing and installing gate valves will be based on the actual quantity installed. This is not a lump sum item or contract. As noted in the Contract Documents, the quantities of work shown are approximate only and are subject to increase or decrease at the City's discretion.**

16. How were the quantities estimated for the bypass determined? Based on the amounts there is the potential for much more bypass needed than is listed in the bid tab sheet. Will the Contractor be paid if actual quantity of bypass needed exceeds bypass LF in the bid tab?

**Bypass piping quantities are estimated based on a multiplier on the estimated quantity of water main to be cleaned and lined. Payment for furnishing and installing all bypass piping will be based on the actual linear foot quantity installed. This is not a lump sum item or contract. As noted in the Contract Documents, the quantities of work shown are approximate only and are subject to increase or decrease at the City's discretion.**

17. In Section 02750, Part 2.1 Materials, Group C, the project manual states that "piping shall be HDPE SDR-11, NSF 61 Certified." Would the Contractor be able to use Certa-Lok Yelomine PVC pipe as an approved bypass pipe option instead of HDPE?

**The Certa-Lok Yelomine bypass PVC piping product is not an acceptable approved equal. The City requires the use of fusion welded bypass piping in order to minimize the damages usually encountered from the bulky mechanical joints associated with the Yelomine product.**

18. What are the specific apprenticeship hours / ratios required for this project?

**See response under Additional Clarifications from Addendum No. 1. The apprentice to journeyman ratio for each trade shall be determined by the apprenticeship council of the department of labor and training. The City is not able to provide additional clarification to this question.**

Attachments:

1. Willett Avenue Water Service Tie Cards
2. Bid Form (revised by Addendum No. 2)
3. Drawing C2.2, Sheet 6 of 26 (revised by Addendum No. 2)
4. Drawing C2.3, Sheet 7 of 26 (revised by Addendum No. 2)
5. Drawing C2.4, Sheet 8 of 26 (revised by Addendum No. 2)
6. Drawing C2.5, Sheet 9 of 26 (revised by Addendum No. 2)
7. Drawing C2.6, Sheet 10 of 26 (revised by Addendum No. 2)
8. Drawing C2.7, Sheet 11 of 26 (revised by Addendum No. 2)
9. Drawing C3.1, Sheet 15 of 26 (revised by Addendum No. 2)
10. Drawing C3.2, Sheet 16 of 26 (revised by Addendum No. 2)
11. Drawing C3.3, Sheet 17 of 26 (revised by Addendum No. 2)
12. Drawing C3.4, Sheet 18 of 26 (revised by Addendum No. 2)

ACCOUNT INFORMATION

Address: 10 Willett Ave Acct No.: 531-420  
Original Service Install Date: 4-1-1969 Fire Acct No.:  
New Service Date: \_\_\_\_\_ M/B/P: 311/05/004/20  
Discontinued: \_\_\_\_\_

SERVICE ADDRESS: 10 WILLETT AVE

SERVICE INFORMATION

Service Water Break Date: \_\_\_\_\_ Revamp Service Date: \_\_\_\_\_  
Service Type: Copper \_\_\_\_\_ Brass \_\_\_\_\_ Poly \_\_\_\_\_ Iron  Ductile Iron \_\_\_\_\_ Cast Iron Cement Lined \_\_\_\_\_  
Service Size: 3/4" \_\_\_\_\_ 1" \_\_\_\_\_ 1 1/2" \_\_\_\_\_ 2"  4" \_\_\_\_\_ 6" \_\_\_\_\_ 8" \_\_\_\_\_ 10" \_\_\_\_\_  
Service Length: 10 FEET

Ball Valve \_\_\_\_\_ Gate Valve  Service Valve Size: 3/4" \_\_\_\_\_ 1" \_\_\_\_\_ 1 1/2" \_\_\_\_\_ 2" \_\_\_\_\_  
1 1/2" \_\_\_\_\_ 2"  4" \_\_\_\_\_ 6" \_\_\_\_\_ 8" \_\_\_\_\_ 10" \_\_\_\_\_  
Corp. Size: 5/8" \_\_\_\_\_ 3/4" \_\_\_\_\_ 1" \_\_\_\_\_ 1 1/2" \_\_\_\_\_ 2" \_\_\_\_\_  
Main Size: 2" \_\_\_\_\_ 4" \_\_\_\_\_ 6" \_\_\_\_\_ 8"  10" \_\_\_\_\_ 12" \_\_\_\_\_ 14" \_\_\_\_\_ 16" \_\_\_\_\_ 20" \_\_\_\_\_

Depth of Main: \_\_\_\_\_ Depth of Service: \_\_\_\_\_  
Depth of Valve: \_\_\_\_\_  
New Service Valve Installed Date: \_\_\_\_\_ Size: 3/4" \_\_\_\_\_ 1" \_\_\_\_\_ 1 1/2" \_\_\_\_\_  
1 1/2" \_\_\_\_\_ 2" \_\_\_\_\_

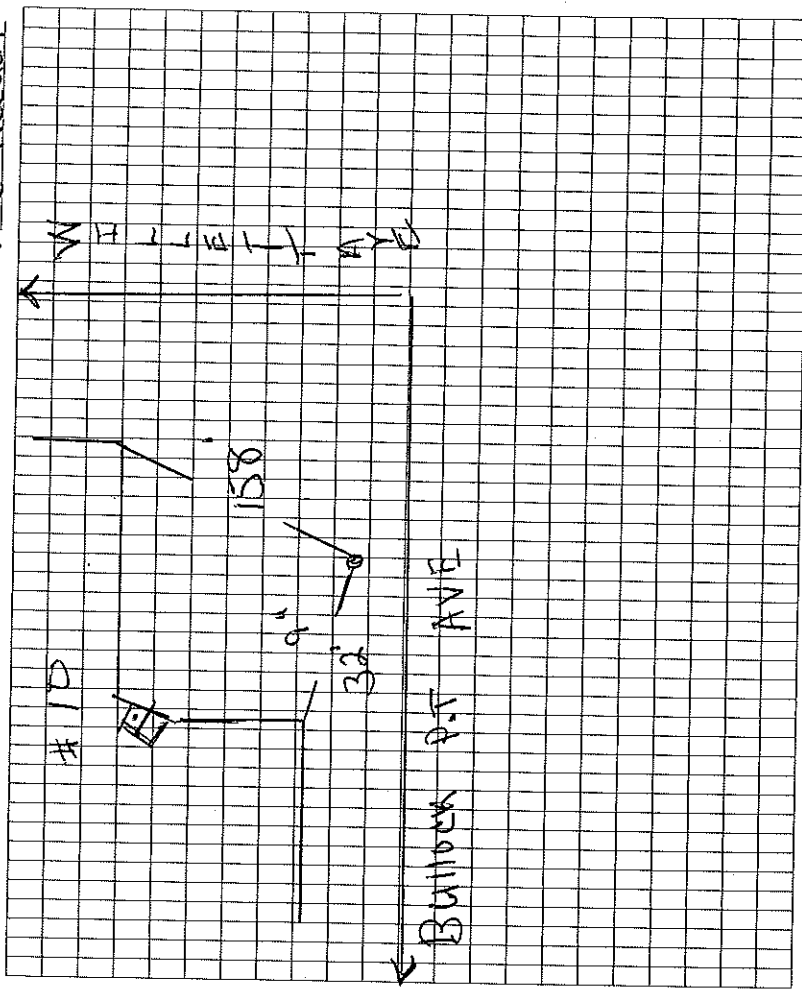
Customer Side Service Information

Fire Service Installation Date: \_\_\_\_\_  
Length/Size/Depth of Fire Service \_\_\_\_\_  
Tapped Main Size: 6" \_\_\_\_\_ 8" \_\_\_\_\_ 10" \_\_\_\_\_ 12" \_\_\_\_\_ 14" \_\_\_\_\_ 16" \_\_\_\_\_ 20" \_\_\_\_\_  
Valve Make: \_\_\_\_\_ Type: \_\_\_\_\_ Year: \_\_\_\_\_

Comments: SERVICE FROM GULLOCKS ST. AVE.

Date Drawn: 01-21-2021

Drawn By: C-Needen



ACCOUNT INFORMATION

Address: 73 WILLET AVENUE Acct No.: 526-280

Original Service Install Date: 1923 Fire Acct No.:

New Service Date: \_\_\_\_\_ M/B/P: 311/08/000/10

Discontinued: \_\_\_\_\_

SERVICE INFORMATION

Service Water Break Date: \_\_\_\_\_ Revamp Service Date: 11-21-1946

Service Type: Copper  Brass  Poly  Cast Iron \_\_\_\_\_ Ductile Iron \_\_\_\_\_ Cast Iron Cement Lined \_\_\_\_\_

Service Size: 3/4"  1"  1 1/2"  2"  4"  6"  8"  10" \_\_\_\_\_

Service Length: 5' FEET

Ball Valve \_\_\_\_\_ Gate Valve  Service Valve Size: 3/4" \_\_\_\_\_ 3/4" x 1" \_\_\_\_\_ 1"  1 1/4" \_\_\_\_\_

1 1/2" \_\_\_\_\_ 2" \_\_\_\_\_ 4" \_\_\_\_\_ 6" \_\_\_\_\_ 8" \_\_\_\_\_ 10" \_\_\_\_\_

Corp. Size: 5/8" \_\_\_\_\_ 3/4" \_\_\_\_\_ 1"  1 1/2" \_\_\_\_\_ 1 1/2" \_\_\_\_\_ 2" \_\_\_\_\_

Main Size: 2" \_\_\_\_\_ 4" \_\_\_\_\_ 6" \_\_\_\_\_ 8"  10" \_\_\_\_\_ 12" \_\_\_\_\_ 14" \_\_\_\_\_ 16" \_\_\_\_\_ 20" \_\_\_\_\_

Depth of Main: \_\_\_\_\_ Depth of Service: \_\_\_\_\_

Depth of Valve: \_\_\_\_\_

New Service Valve Installed Date: \_\_\_\_\_ Size: 3/4" \_\_\_\_\_ 3/4" x 1" \_\_\_\_\_ 1" \_\_\_\_\_ 1 1/4" \_\_\_\_\_

Customer Side Service Information \_\_\_\_\_

Fire Service Installation Date: \_\_\_\_\_

Length/Size/Depth of Fire Service \_\_\_\_\_

Tapped Main Size: 6" \_\_\_\_\_ 8" \_\_\_\_\_ 10" \_\_\_\_\_ 12" \_\_\_\_\_ 14" \_\_\_\_\_ 16" \_\_\_\_\_ 20" \_\_\_\_\_

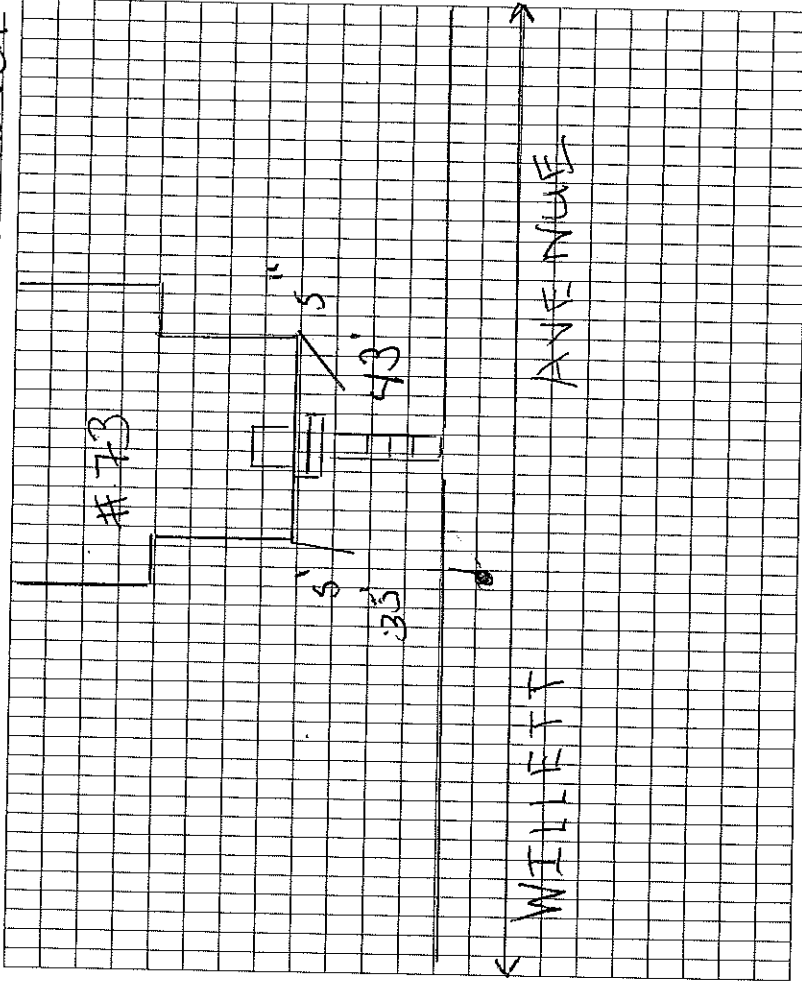
Valve Make: \_\_\_\_\_ Type: \_\_\_\_\_ Year: \_\_\_\_\_

Comments: \_\_\_\_\_

SERVICE ADDRESS: 73 WILLET AVE

Date Drawn: 01-28-2021

Drawn By: C. Needen



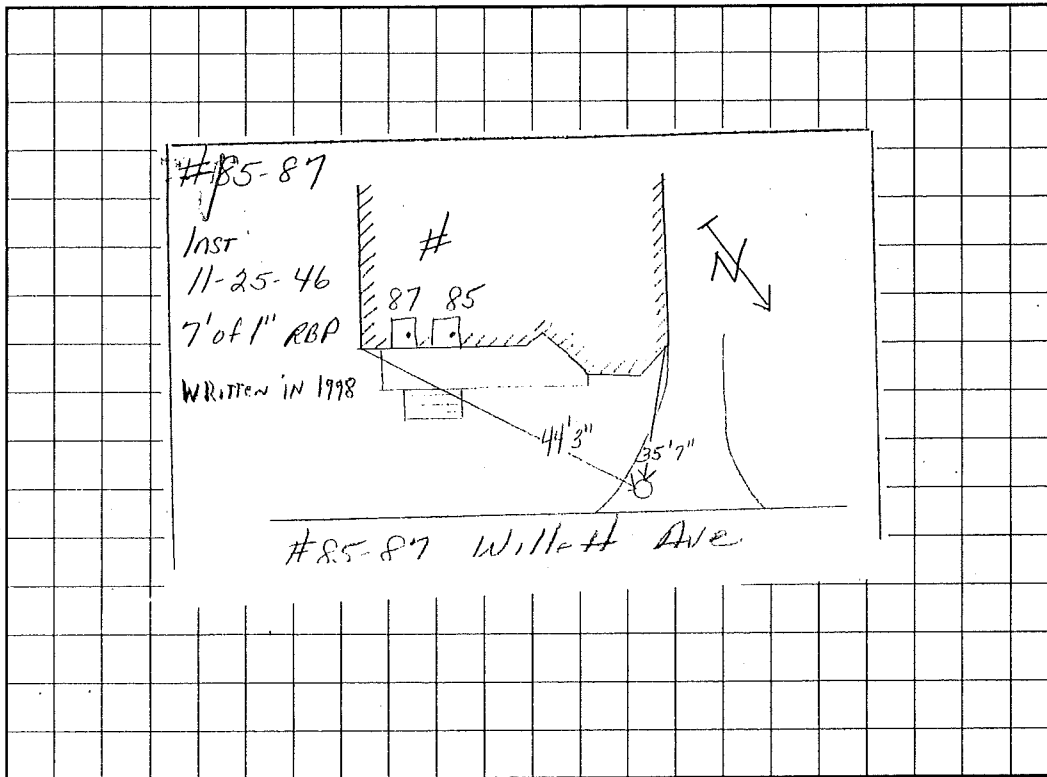
ACCOUNT INFORMATION

Address: 85-87 Willett Ave Service Code: 526-210  
Original Ser. Install Date: \_\_\_\_\_ Fire Code: \_\_\_\_\_  
Deduct Code: \_\_\_\_\_

SERVICE INFORMATION

Installation Date 11/25/1946 Service Type: Copper \_\_\_\_\_ Brass  Poly \_\_\_\_\_ Iron \_\_\_\_\_  
Service Size: 3/4" \_\_\_\_\_ 1"  2" \_\_\_\_\_ Service Length: 7'  
Curb Stop \_\_\_\_\_ Gate Valve \_\_\_\_\_ Service Valve Size: 3/4" \_\_\_\_\_ 1"  2" \_\_\_\_\_  
Corp. Size: 5/8" \_\_\_\_\_ 3/4" \_\_\_\_\_ 1"  2" \_\_\_\_\_ Main Size: 2" \_\_\_\_\_ 4" \_\_\_\_\_ 6" \_\_\_\_\_ 8" \_\_\_\_\_ 10" \_\_\_\_\_ 12" \_\_\_\_\_ 14" \_\_\_\_\_ 16" \_\_\_\_\_  
Depth of Main: \_\_\_\_\_ Depth of Service Valve: \_\_\_\_\_  
New Service Valve Installed Date: \_\_\_\_\_ Size: 3/4" \_\_\_\_\_ 1" \_\_\_\_\_ 2" \_\_\_\_\_  
Customer Side Service Information: \_\_\_\_\_  
Fire Service Installation Date: \_\_\_\_\_ Size: \_\_\_\_\_ Depth: \_\_\_\_\_  
Tapped Main Size: 6" \_\_\_\_\_ 8" \_\_\_\_\_ 10" \_\_\_\_\_ 12" \_\_\_\_\_ 14" \_\_\_\_\_ 16" \_\_\_\_\_  
Valve Make: \_\_\_\_\_ Type: \_\_\_\_\_ Year: \_\_\_\_\_  
Comments: \_\_\_\_\_

SERVICE LOCATION INFORMATION (NTS)





ACCOUNT INFORMATION

Address: 181 WILLET AVE Acct No.: 556-415  
Original Service Install Date: 05-13-1954 Fire Acct No.:  
New Service Date: \_\_\_\_\_ M/B/P: 5/11/15/039/00  
Discontinued: \_\_\_\_\_

SERVICE INFORMATION

Service Water Break Date: \_\_\_\_\_ Revamp Service Date: \_\_\_\_\_  
Service Type: Copper \_\_\_\_\_ Brass \_\_\_\_\_ Poly \_\_\_\_\_ Iron  Ductile Iron \_\_\_\_\_ Cast Iron Cement Lined \_\_\_\_\_  
Service Size: 3/4" \_\_\_\_\_ 1" \_\_\_\_\_ 1 1/4" \_\_\_\_\_ 1 1/2" \_\_\_\_\_ 2"  4" \_\_\_\_\_ 6" \_\_\_\_\_ 8" \_\_\_\_\_ 10" \_\_\_\_\_  
Service Length: 3' Feet  
Ball Valve \_\_\_\_\_ Gate Valve  Service Valve Size: 3/4" \_\_\_\_\_ 1" \_\_\_\_\_ 1 1/4" \_\_\_\_\_ 1 1/2" \_\_\_\_\_ 2" \_\_\_\_\_  
1 1/2" \_\_\_\_\_ 2"  4" \_\_\_\_\_ 6" \_\_\_\_\_ 8" \_\_\_\_\_ 10" \_\_\_\_\_  
Corp. Size: 5/8" \_\_\_\_\_ 3/4" \_\_\_\_\_ 1" \_\_\_\_\_ 1 1/4"  1 1/2" \_\_\_\_\_ 2" \_\_\_\_\_  
Main Size: 2" \_\_\_\_\_ 4" \_\_\_\_\_ 6" \_\_\_\_\_ 8"  10" \_\_\_\_\_ 12" \_\_\_\_\_ 14" \_\_\_\_\_ 16" \_\_\_\_\_ 20" \_\_\_\_\_  
Depth of Main: \_\_\_\_\_ Depth of Service: \_\_\_\_\_  
Depth of Valve: \_\_\_\_\_  
New Service Valve Installed Date: \_\_\_\_\_ Size: 3/4" \_\_\_\_\_ 1" \_\_\_\_\_ 1 1/4" \_\_\_\_\_  
1 1/2" \_\_\_\_\_ 2" \_\_\_\_\_

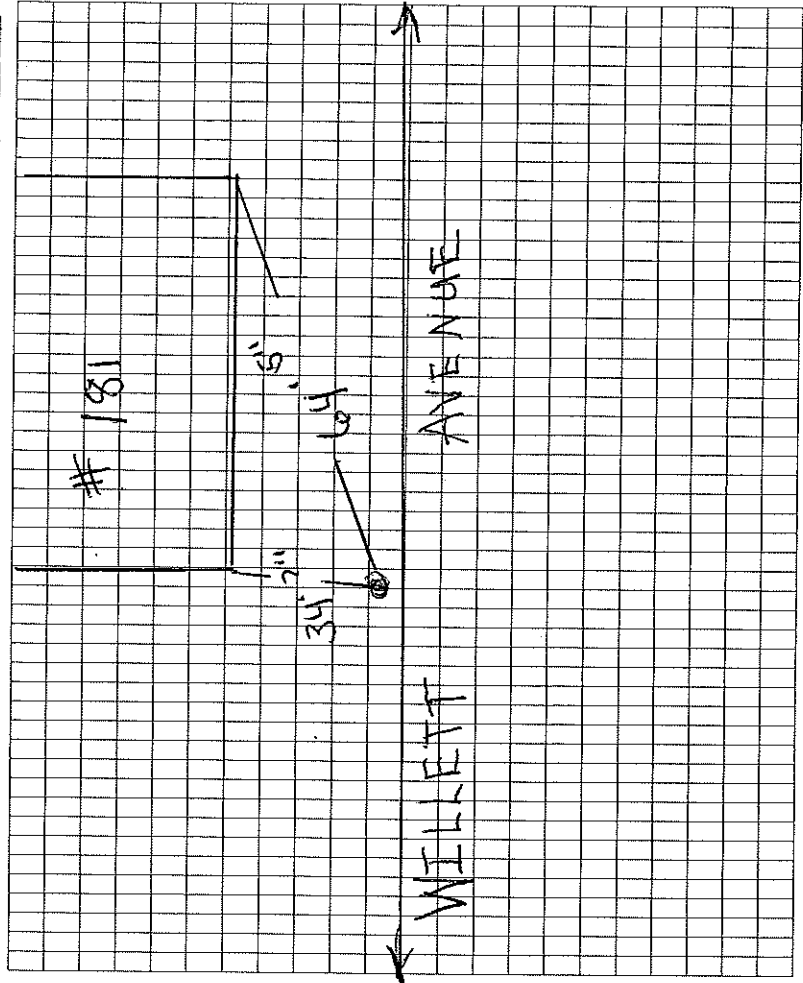
Customer Side Service Information

Fire Service Installation Date: \_\_\_\_\_  
Length/Size/Depth of Fire Service  
Tapped Main Size: 6" \_\_\_\_\_ 8" \_\_\_\_\_ 10" \_\_\_\_\_ 12" \_\_\_\_\_ 14" \_\_\_\_\_ 16" \_\_\_\_\_ 20" \_\_\_\_\_  
Valve Make: \_\_\_\_\_ Type: \_\_\_\_\_ Year: \_\_\_\_\_  
Comments: \_\_\_\_\_

SERVICE ADDRESS: 181 WILLET AVE

Date Drawn: 02-02-2021

Drawn By: C. Needon



ACCOUNT INFORMATION

Address: 316 Willett Ave Acct No.: 533-100  
Original Service Install Date: 1941 Fire Acct No.:  
New Service Date: M/B/P: 411-09-001-00

Discontinued:

SERVICE INFORMATION

Service Water Break Date: Revamp Service Date:  
Service Type: Copper  Brass  Poly  Cast Iron  Ductile Iron  Cast Iron Cement Lined

Service Size: 3/4"  1"  1 1/4"  1 1/2"  2"  4"  6"  8"  10"

Service Length:

Ball Valve  Gate Valve  Service Valve Size: 3/4"  1"  1 1/4"

1 1/2"  2"  4"  6"  8"  10"

Corp. Size: 5/8"  3/4"  1/2"  1"  1 1/4"  1 1/2"  2"

Main Size: 2"  4"  6"  8"  10"  12"  14"  16"  20"

Depth of Main: Depth of Service:

Depth of Valve:

New Service Valve Installed Date: 6-24-2001 Size: 3/4"  1"  1 1/4"  
1 1/2"  2"

Customer Side Service Information 3/4" RED BRASS PIPE

Fire Service Installation Date:

Length/Size/Depth of Fire Service

Tapped Main Size: 6"  8"  10"  12"  14"  16"  20"

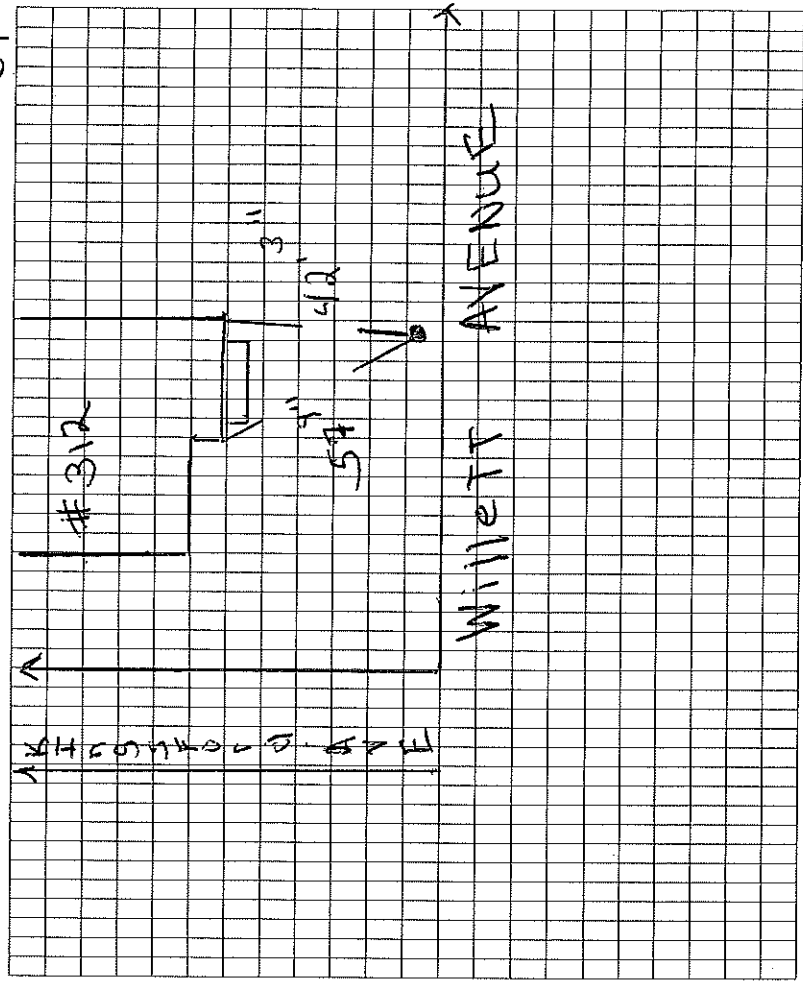
Valve Make: Type: Year:

Comments:

SERVICE ADDRESS: 316 Willett Ave

Date Drawn: 02-03-2021

Drawn By: C. Neuberger





# The City of East Providence Engineering Division

## Dye Test Request and Results

RequestNum:	0038	GISID:		Date:	12/12/2016
Address:	316 Willett Ave		ServiceCode:		
Name:	Russ Carlson		PhoneNumber:	864-934-3361	
StreetID:					
Appointment:	12/15/2016		Time:	8:30 AM	
	<input checked="" type="checkbox"/> Completed				
Remarks:	Tested Upstairs and Downstairs at this property. Both are tied into City Sewer on Kingsford Ave				
resultsSewer1:	Positive		ResultsSewer2:	Positive	

WATSON'S CAR GARAGE

ACCOUNT INFORMATION

Address: 362 WILLET AVENUE Acct No.: 533-165

Original Service Install Date: \_\_\_\_\_ Fire Acct No.: \_\_\_\_\_

New Service Date: \_\_\_\_\_ M/B/P: 411-10-001.00

Discontinued: \_\_\_\_\_

SERVICE INFORMATION

Service Water Break Date: \_\_\_\_\_ Revamp Service Date: 05-23-1966

Service Type: Copper  Brass  Poly  Cast Iron \_\_\_\_\_ Ductile Iron \_\_\_\_\_ Cast Iron Cement Lined \_\_\_\_\_

Service Size: 3/4"  1"  1 1/4"  1 1/2"  2"  4"  6"  8"  10" \_\_\_\_\_

Service Length: 40'

Ball Valve \_\_\_\_\_ Gate Valve  Service Valve Size: 3/4" \_\_\_\_\_ 1/2" x 1" \_\_\_\_\_ 1"  1 1/4" \_\_\_\_\_

1 1/2" \_\_\_\_\_ 2" \_\_\_\_\_ 4" \_\_\_\_\_ 6" \_\_\_\_\_ 8" \_\_\_\_\_ 10" \_\_\_\_\_

Corp. Size: 5/8" \_\_\_\_\_ 3/4" \_\_\_\_\_ 1"  1 1/4" \_\_\_\_\_ 1 1/2" \_\_\_\_\_ 2" \_\_\_\_\_

Main Size: 2" \_\_\_\_\_ 4" \_\_\_\_\_ 6"  8" \_\_\_\_\_ 10" \_\_\_\_\_ 12" \_\_\_\_\_ 14" \_\_\_\_\_ 16" \_\_\_\_\_ 20" \_\_\_\_\_

Depth of Main: \_\_\_\_\_ Depth of Service: \_\_\_\_\_

Depth of Valve: \_\_\_\_\_

New Service Valve Installed Date: \_\_\_\_\_ Size: 3/4" \_\_\_\_\_ 1/2" x 1" \_\_\_\_\_ 1" \_\_\_\_\_ 1 1/4" \_\_\_\_\_

Customer Side Service Information 1" COPPER

Fire Service Installation Date: \_\_\_\_\_

Length/Size/Depth of Fire Service \_\_\_\_\_

Tapped Main Size: 6" \_\_\_\_\_ 8" \_\_\_\_\_ 10" \_\_\_\_\_ 12" \_\_\_\_\_ 14" \_\_\_\_\_ 16" \_\_\_\_\_ 20" \_\_\_\_\_

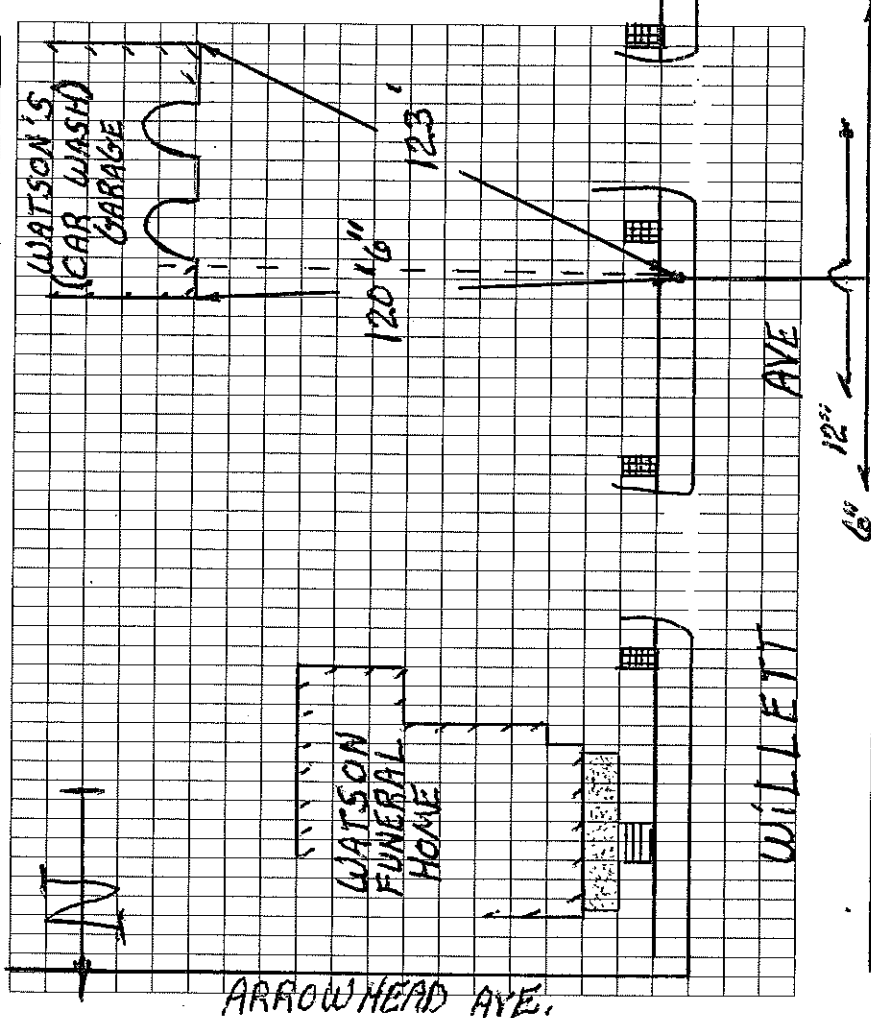
Valve Make: \_\_\_\_\_ Type: \_\_\_\_\_ Year: \_\_\_\_\_

Comments: USED EXISTING SERVICE FROM HOUSE WHICH WAS TORN DOWN ON 7/11/1996 (CITY SIDE)

SERVICE ADDRESS: 362 WILLET AVE.

Date Drawn: 03-18-2022

Drawn By: A. COLE



ACCOUNT INFORMATION

Address: 351 Willett Avenue Acct No.: 533-210  
Original Service Install Date: 1904 Fire Acct No.:  
New Service Date: M/B/P: 411-13-004.00

Discontinued: HOUSE BUILT - 1850

SERVICE INFORMATION

Service Water Break Date: 1940 Revamp Service Date:  
Service Type: Copper  Brass  Poly  Cast Iron  Ductile Iron  Cast Iron Cement Lined  
Service Size: 3/4" 1" 1 1/4" 1 1/2" 2" 4" 6" 8" 10"  
Service Length: 4'

Ball Valve  Gate Valve  Service Valve Size: 3/4" 1/2" 3/4" x 1" 1"  1 1/4"  
1 1/2" 2" 4" 6" 8" 10"  
Corp. Size: 5/8" 3/4" 1/2" 1"  1 1/4" 1 1/2" 2"  
Main Size: 2" 4" 6" 8" 10" 12" 14" 16" 20"

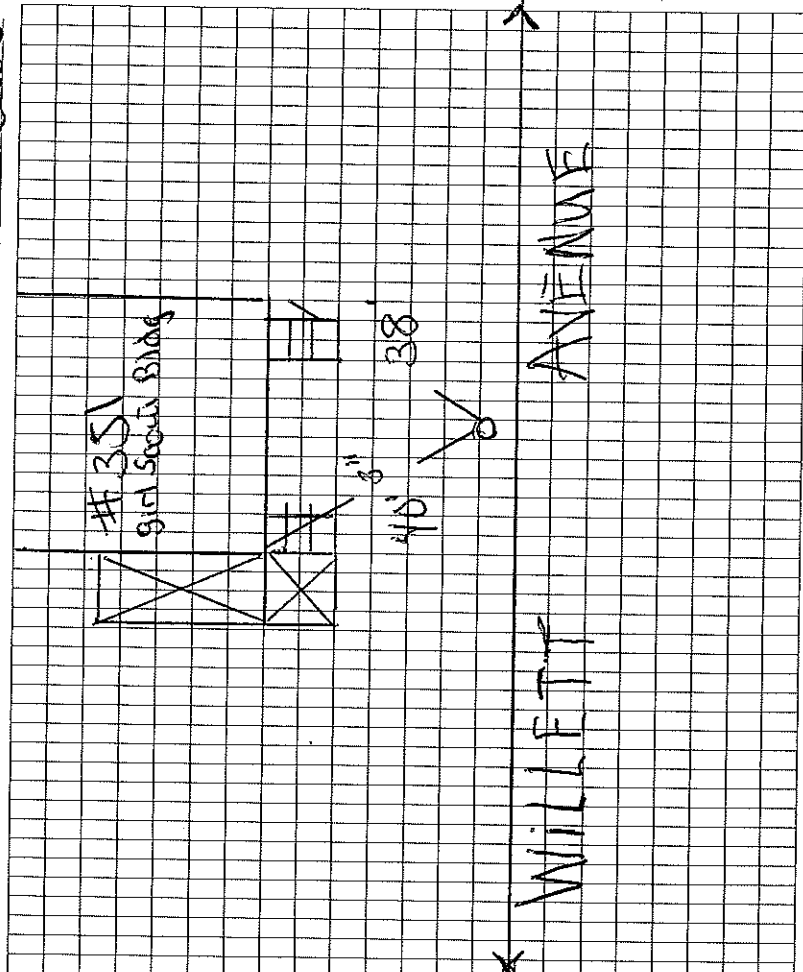
Depth of Main: \_\_\_\_\_ Depth of Service: \_\_\_\_\_  
Depth of Valve: \_\_\_\_\_  
New Service Valve Installed Date: \_\_\_\_\_ Size: 3/4" 1/2" 3/4" x 1" 1" 1 1/4"  
1 1/2" 2"

Customer Side Service Information \_\_\_\_\_  
Fire Service Installation Date: \_\_\_\_\_  
Length/Size/Depth of Fire Service \_\_\_\_\_  
Tapped Main Size: 6" 8" 10" 12" 14" 16" 20"  
Valve Make: \_\_\_\_\_ Type: \_\_\_\_\_ Year: \_\_\_\_\_  
Comments: \_\_\_\_\_

SERVICE ADDRESS: 351 Willett Ave

Date Drawn: 02-09-2021

Drawn By: C. Needham



ACCOUNT INFORMATION

Address: 378 Willett Avenue Acct No.: 533-170  
Original Service Install Date: 11-02-1966 Fire Acct No.:  
New Service Date: M/B/P: 411-10-003, 00

Discontinued: \_\_\_\_\_

SERVICE INFORMATION

Service Water Break Date: \_\_\_\_\_ Revamp Service Date: 01/14/2010  
Service Type: Copper  Brass  Poly  Cast Iron  Ductile Iron  Cast Iron Cement Lined  
Service Size:  $3/4"$    $1"$    $1\ 1/2"$    $2"$    $4"$    $6"$    $8"$    $10"$   
Service Length: 32' Feet  
Ball Valve  Gate Valve \_\_\_\_\_ Service Valve Size:  $3/4"$    $1"$    $1\ 1/2"$    $2"$    
 $1\ 1/2"$    $2"$    $4"$    $6"$    $8"$    $10"$    $1\ 1/2"$   
Corp. Size:  $5/8"$    $3/4"$    $1"$    $1\ 1/2"$    $2"$    
Main Size:  $2"$    $4"$    $6"$    $8"$    $10"$    $12"$    $14"$    $16"$    $20"$

Depth of Main: \_\_\_\_\_ Depth of Service: \_\_\_\_\_

Depth of Valve: \_\_\_\_\_

New Service Valve Installed Date: \_\_\_\_\_ Size:  $3/4"$    $1"$    $1\ 1/2"$   
 $1\ 1/2"$    $2"$

Customer Side Service Information

Fire Service Installation Date: \_\_\_\_\_

Length/Size/Depth of Fire Service

Tapped Main Size:  $6"$    $8"$    $10"$    $12"$    $14"$    $16"$    $20"$

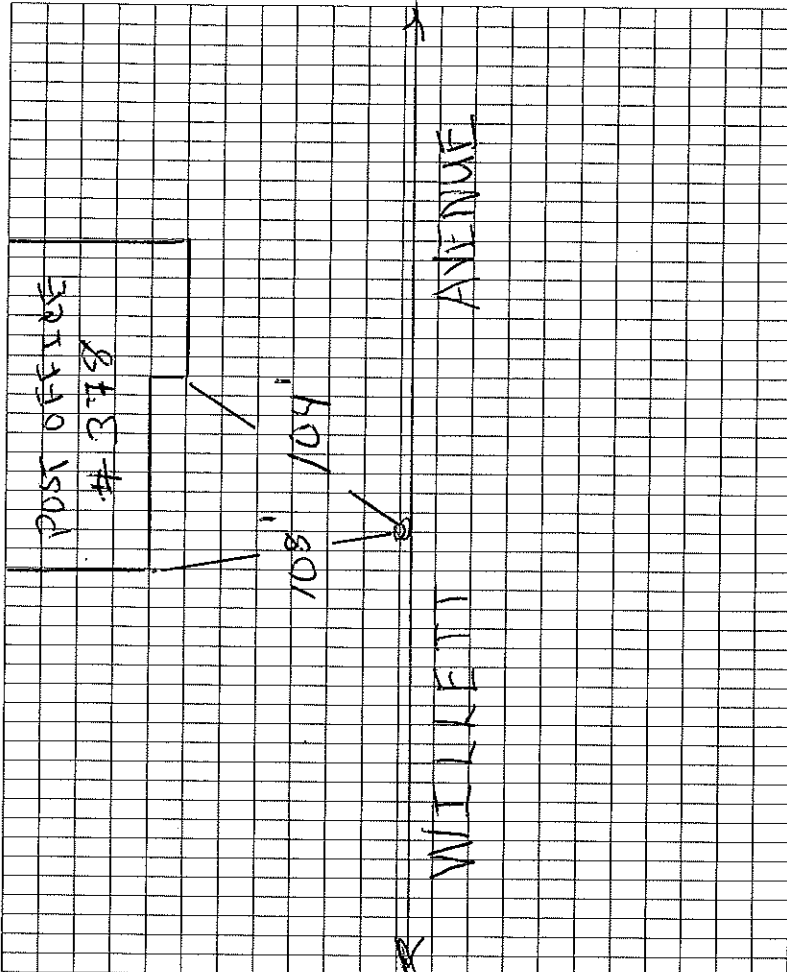
Valve Make: \_\_\_\_\_ Type: \_\_\_\_\_ Year: \_\_\_\_\_

Comments: 1" poly snaked through 2" Iron Pipe

SERVICE ADDRESS: 378 WILLETT AVE

Date Drawn: 02-09-2011

Drawn By: C. Needer



ACCOUNT INFORMATION

Address: 386 Willett Ave Acct No.: 533-175  
 Original Service Install Date: 1904 Fire Acct No.: 904-400  
 New Service Date: 06/28/1996 M/B/P: 411-10-004.00  
 Discontinued: \_\_\_\_\_

SERVICE INFORMATION

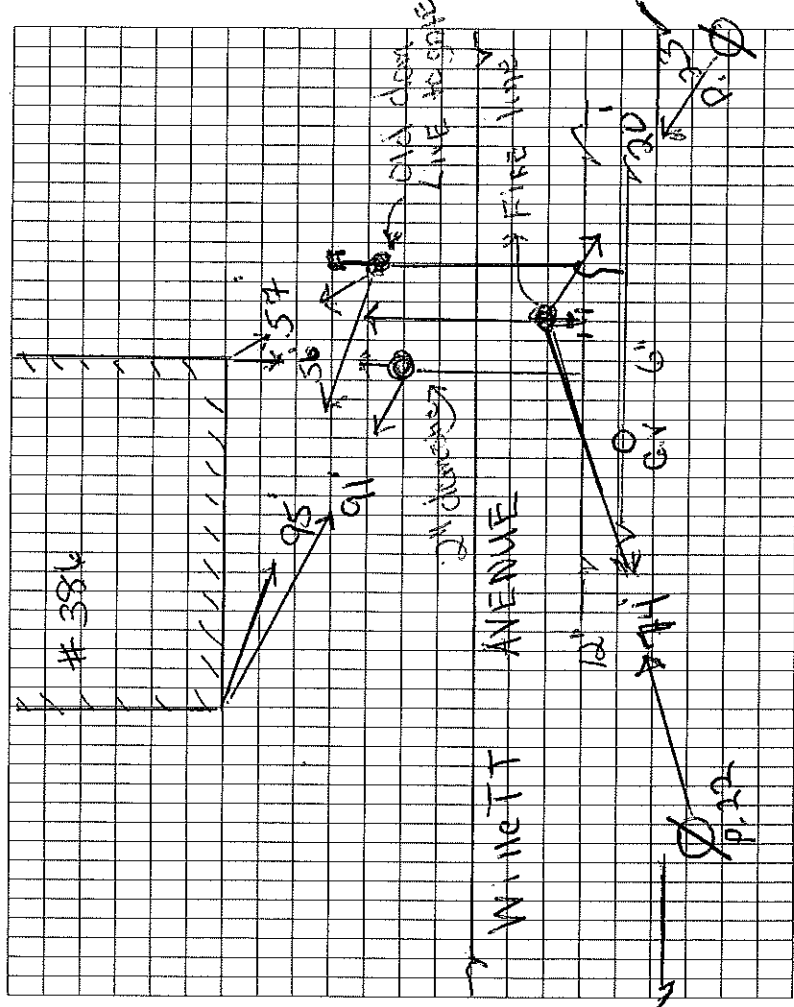
Service Water Break Date: \_\_\_\_\_ Revamp Service Date: \_\_\_\_\_  
 Service Type: Copper  Brass \_\_\_\_\_ Poly \_\_\_\_\_ Cast Iron \_\_\_\_\_ Ductile Iron \_\_\_\_\_ Cast Iron Cement Lined \_\_\_\_\_  
 Service Size: 3/4" \_\_\_\_\_ 1" \_\_\_\_\_ 1 1/4" \_\_\_\_\_ 1 1/2" \_\_\_\_\_ 2"  4" \_\_\_\_\_ 6" \_\_\_\_\_ 8" \_\_\_\_\_ 10" \_\_\_\_\_  
 Service Length: 25'  
 Ball Valve  Gate Valve \_\_\_\_\_ Service Valve Size: 3/4" \_\_\_\_\_ 1" \_\_\_\_\_ 1 1/2" \_\_\_\_\_ 2" \_\_\_\_\_  
 1 1/2" \_\_\_\_\_ 2"  4" \_\_\_\_\_ 6" \_\_\_\_\_ 8" \_\_\_\_\_ 10" \_\_\_\_\_  
 Corp. Size: 5/8" \_\_\_\_\_ 3/4" \_\_\_\_\_ 1" \_\_\_\_\_ 1 1/4" \_\_\_\_\_ 1 1/2" \_\_\_\_\_ 2"   
 Main Size: 2" \_\_\_\_\_ 4" \_\_\_\_\_ 6" \_\_\_\_\_ 8" \_\_\_\_\_ 10" \_\_\_\_\_ 12" \_\_\_\_\_ 14" \_\_\_\_\_ 16" \_\_\_\_\_ 20" \_\_\_\_\_  
 Depth of Main: 3'9" \_\_\_\_\_ Depth of Service: 4' \_\_\_\_\_  
 Depth of Valve: 4' \_\_\_\_\_  
 New Service Valve Installed Date: \_\_\_\_\_ Size: 3/4" \_\_\_\_\_ 1" \_\_\_\_\_ 1 1/2" \_\_\_\_\_  
 1 1/2" \_\_\_\_\_ 2" \_\_\_\_\_  
 Customer Side Service Information 2" COPPER

Fire Service Installation Date: 06/28/1996  
 Length/Size/Depth of Fire Service 12.5' of 6" DI PIPE  
 Tapped Main Size: 6" \_\_\_\_\_ 8" \_\_\_\_\_ 10" \_\_\_\_\_ 12" \_\_\_\_\_ 14" \_\_\_\_\_ 16" \_\_\_\_\_ 20" \_\_\_\_\_  
 Valve Make: U.S. PIPE Type: NET PAT. (DD) Year: 1996  
 Comments: Old 3/4" Service 10/2/1952 copper line to the gate.

SERVICE ADDRESS: 386 Willett Ave

Date Drawn: 02-10-2021

Drawn By: C. Weeden



SEWER INSPECTION

ADDRESS: 386 Willett Ave. (Self Help)

DATE: 6/14/96 (Thur.) TIME: 1 pm

CONTRACTOR: Narragansett Improvement

LOCATED BY: K.C.

SKETCH

#386

C-3'

26'

C-7'

8'

7'

30'

WILLETT AVE



Dyer Av Intersects  
Hoppin Av Intersects

CITY OF EAST PROVIDENCE  
DISTRIBUTION AND COLLECTION DIVISION  
INCIDENT REPORT

386 Willett Avenue

Incident Date: 10-4-96

Notified By: Sewer plant

Time: 5:30 P.M.

Nature of Problem: LATERAL

Sewer Block X Water Break \_\_\_\_\_ Other \_\_\_\_\_

Location: 386 Willett Ave. 13

Property Owner's Name: \_\_\_\_\_

Address: 386 Willett Ave.

Phone: \_\_\_\_\_

Describe Problem and Corrective Action Taken: Solid block in lateral. Owner called in crew for next day to dig up lateral.

Describe Any Damage To Private Property: \_\_\_\_\_

10-5-96 Saturday I went back to location, found that contractor had tied into wrong lateral. Found right lateral and made connection. Approx 3' away.

Was City Insurance Notified? Yes \_\_\_\_\_ No X

Date: 10-7-96 Time \_\_\_\_\_

Person Contacted \_\_\_\_\_

Signed J. Medeiros

Date: 10-7-96

cc: William J. Conley, City Solicitor  
Julia Forgue, Public Works Director  
Kenneth B. Booth, Dist. & Collection Superintendent

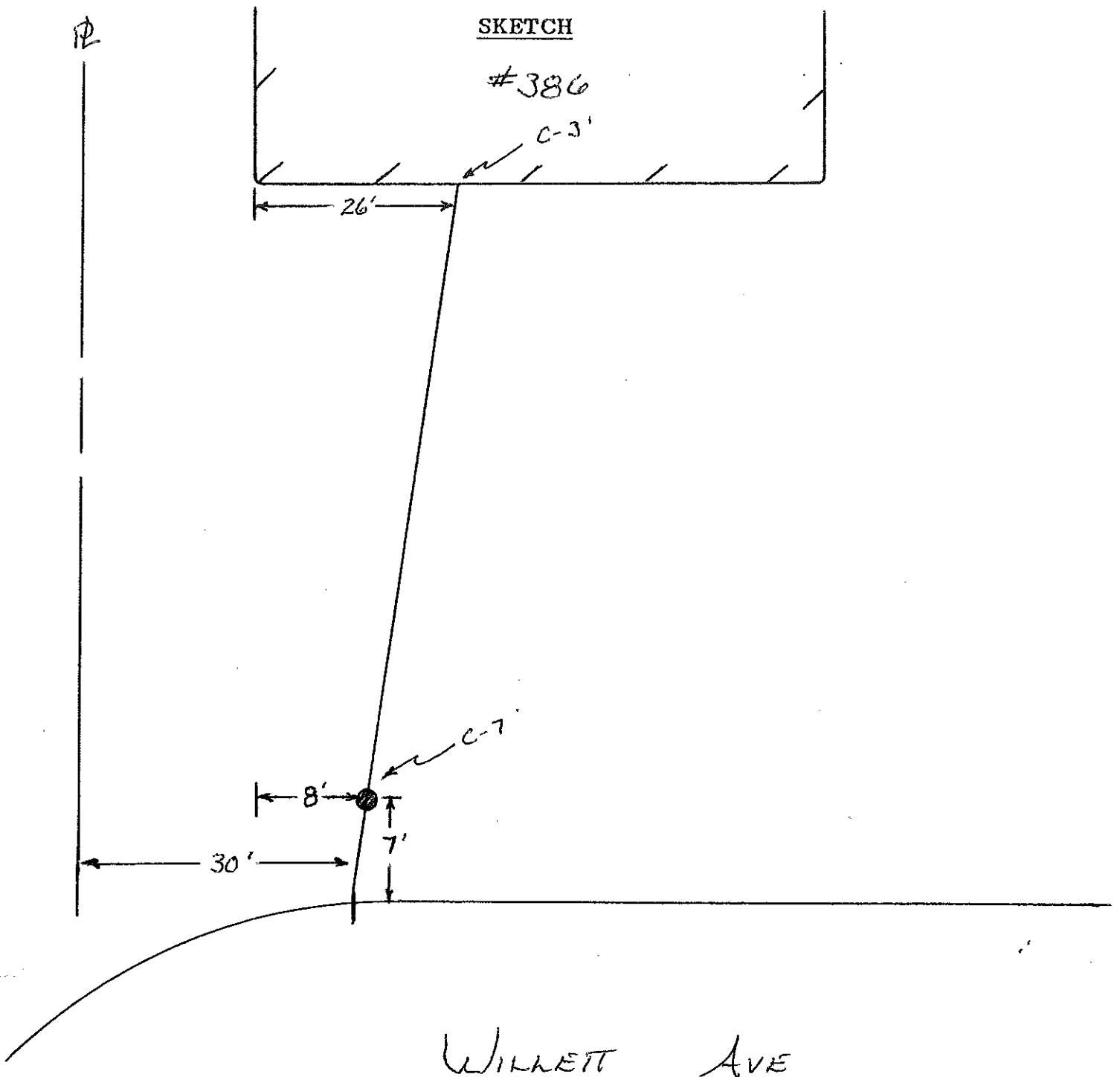
SEWER INSPECTION

ADDRESS: 386 Willett Ave. (Self Help)

DATE: 6/14/96 (Thur.) TIME: 1 pm

CONTRACTOR: Narragansett Improvement

LOCATED BY: K.C.



ACCOUNT INFORMATION

Address: 387 Willett Ave Acct No.: 533-205  
Original Service Install Date: 1929 Fire Acct No.:  
New Service Date: \_\_\_\_\_ M/B/P: 411-13-003-00

Discontinued: \_\_\_\_\_

SERVICE INFORMATION

Service Water Break Date: \_\_\_\_\_ Revamp Service Date: 11-20-1939

Service Type: Copper  Poly  Cast Iron \_\_\_\_\_ Ductile Iron \_\_\_\_\_ Cast Iron Cement Lined \_\_\_\_\_

Service Size: 3/4"  1"  1 1/4"  1 1/2"  2"  4"  6"  8"  10" \_\_\_\_\_

Service Length: 3'

Ball Valve  Gate Valve \_\_\_\_\_ Service Valve Size: 3/4" \_\_\_\_\_ 1/2" x 1"  1" \_\_\_\_\_ 1 1/4" \_\_\_\_\_

1 1/2" \_\_\_\_\_ 2" \_\_\_\_\_ 4" \_\_\_\_\_ 6" \_\_\_\_\_ 8" \_\_\_\_\_ 10" \_\_\_\_\_

Corp. Size: 5/8"  3/4" \_\_\_\_\_ 1" \_\_\_\_\_ 1 1/4" \_\_\_\_\_ 1 1/2" \_\_\_\_\_ 2" \_\_\_\_\_

Main Size: 2" \_\_\_\_\_ 4" \_\_\_\_\_ 6"  8" \_\_\_\_\_ 10" \_\_\_\_\_ 12" \_\_\_\_\_ 14" \_\_\_\_\_ 16" \_\_\_\_\_ 20" \_\_\_\_\_

Depth of Main: \_\_\_\_\_ Depth of Service: \_\_\_\_\_

Depth of Valve: \_\_\_\_\_

New Service Valve Installed Date: 1-27-1998 Size: 3/4" \_\_\_\_\_ 1/2" x 1" \_\_\_\_\_ 1"  1 1/4" \_\_\_\_\_

Customer Side Service Information Copper Tubing M.O.S.

Fire Service Installation Date: \_\_\_\_\_

Length/Size/Depth of Fire Service \_\_\_\_\_

Tapped Main Size: 6" \_\_\_\_\_ 8" \_\_\_\_\_ 10" \_\_\_\_\_ 12" \_\_\_\_\_ 14" \_\_\_\_\_ 16" \_\_\_\_\_ 20" \_\_\_\_\_

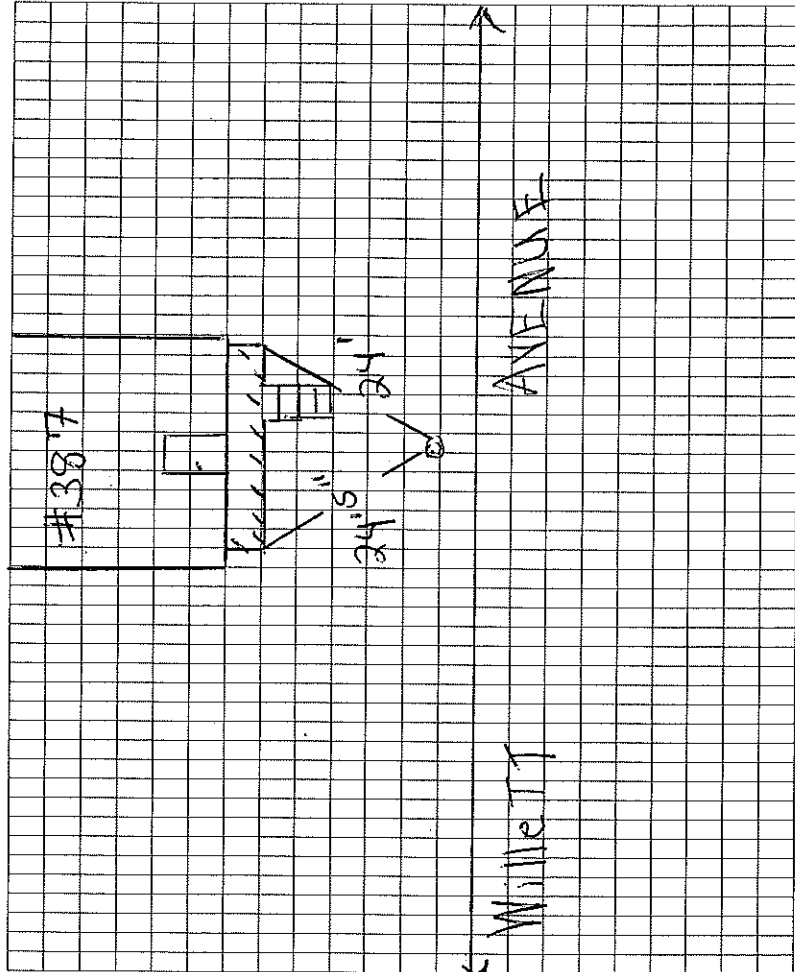
Valve Make: \_\_\_\_\_ Type: \_\_\_\_\_ Year: \_\_\_\_\_

Comments: \_\_\_\_\_

SERVICE ADDRESS: 387 Willett Ave

Date Drawn: 02-10-2021

Drawn By: C Weeden



ACCOUNT INFORMATION

Address: 398 Willett Ave Acct No.: S33-180  
Original Service Install Date: 1904 Fire Acct No.:  
New Service Date: \_\_\_\_\_ M/B/P: 411-10-005.00

Discontinued: \_\_\_\_\_

HOUSE BUILT - 1880

SERVICE INFORMATION

Service Water Break Date: \_\_\_\_\_ Revamp Service Date: 08/01/1957

Service Type: Copper \_\_\_\_\_ Brass  Poly \_\_\_\_\_ Cast Iron \_\_\_\_\_ Ductile Iron \_\_\_\_\_ Cast Iron Cement Lined \_\_\_\_\_

Service Size: 3/4" \_\_\_\_\_ 1"  1 1/4" \_\_\_\_\_ 1 1/2" \_\_\_\_\_ 2" \_\_\_\_\_ 4" \_\_\_\_\_ 6" \_\_\_\_\_ 8" \_\_\_\_\_ 10" \_\_\_\_\_

Service Length: 20' of 1" AB PIPE ALSO 12' OF 3/4" CT IS CONNECTED

Ball Valve \_\_\_\_\_ Gate Valve  Service Valve Size: 3/4" \_\_\_\_\_ 1" \_\_\_\_\_ 1 1/4" \_\_\_\_\_ 1"  1 1/2" \_\_\_\_\_

1 1/2" \_\_\_\_\_ 2" \_\_\_\_\_ 4" \_\_\_\_\_ 6" \_\_\_\_\_ 8" \_\_\_\_\_ 10" \_\_\_\_\_

Corp. Size: 5/8" \_\_\_\_\_ 3/4"  1/2" \_\_\_\_\_ 1" \_\_\_\_\_ 1 1/4" \_\_\_\_\_ 1 1/2" \_\_\_\_\_ 2" \_\_\_\_\_

Main Size: 2" \_\_\_\_\_ 4" \_\_\_\_\_ 6"  8" \_\_\_\_\_ 10" \_\_\_\_\_ 12" \_\_\_\_\_ 14" \_\_\_\_\_ 16" \_\_\_\_\_ 20" \_\_\_\_\_

Depth of Main: \_\_\_\_\_ Depth of Service: \_\_\_\_\_

Depth of Valve: \_\_\_\_\_

New Service Valve Installed Date: \_\_\_\_\_ Size: 3/4" \_\_\_\_\_ 1" \_\_\_\_\_ 1 1/4" \_\_\_\_\_ 1 1/2" \_\_\_\_\_ 2" \_\_\_\_\_

Customer Side Service Information \_\_\_\_\_

Fire Service Installation Date: \_\_\_\_\_

Length/Size/Depth of Fire Service \_\_\_\_\_

Tapped Main Size: 6" \_\_\_\_\_ 8" \_\_\_\_\_ 10" \_\_\_\_\_ 12" \_\_\_\_\_ 14" \_\_\_\_\_ 16" \_\_\_\_\_ 20" \_\_\_\_\_

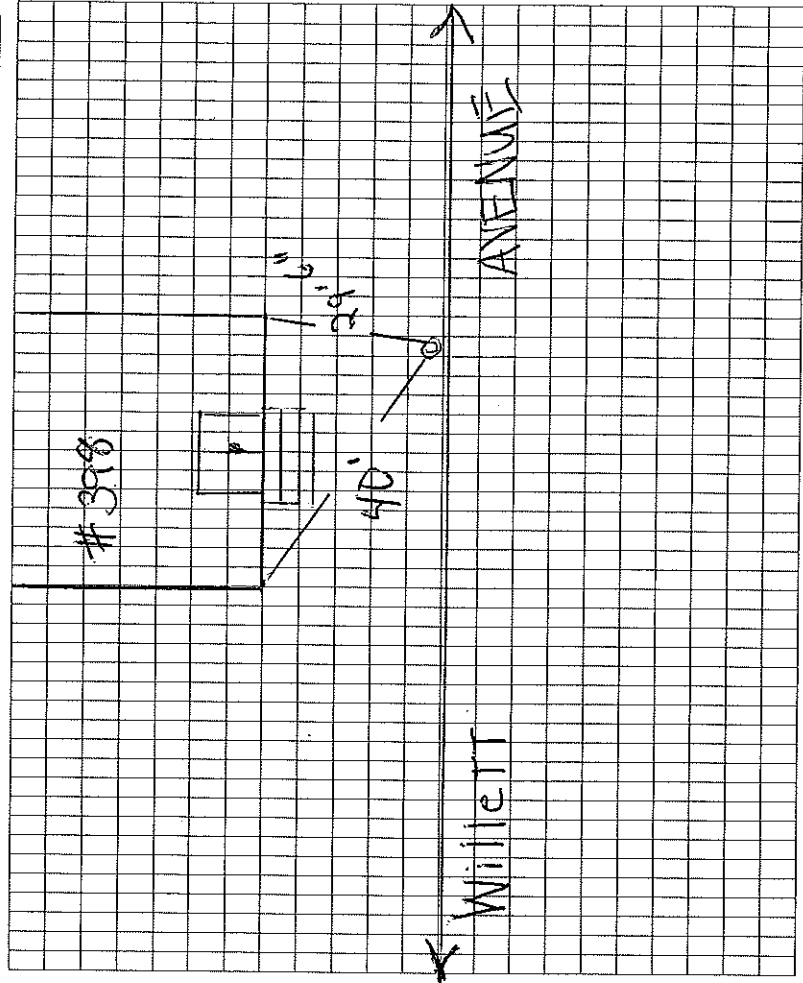
Valve Make: \_\_\_\_\_ Type: \_\_\_\_\_ Year: \_\_\_\_\_

Comments: \_\_\_\_\_

SERVICE ADDRESS: 398 Willett Ave

Date Drawn: 02-10-2021

Drawn By: C. Needlen



ACCOUNT INFORMATION

Address: 444 WILLET AVENUE Acct No. 537-168  
 Original Service Install Date: 1930 Fire Acct No.: 904-385  
 New Service Date: 10-01-1959 M/B/P: 512-01-002-00  
 Discontinued: \_\_\_\_\_

SERVICE INFORMATION

Service Water Break Date: \_\_\_\_\_ Revamp Service Date: \_\_\_\_\_  
 Service Type: Copper \_\_\_\_\_ Brass \_\_\_\_\_ Poly \_\_\_\_\_ Iron  Ductile Iron \_\_\_\_\_ Cast Iron Cement Lined \_\_\_\_\_  
 Service Size: 3/4" \_\_\_\_\_ 1" \_\_\_\_\_ 1 1/4" \_\_\_\_\_ 1 1/2" \_\_\_\_\_ 2"  4" \_\_\_\_\_ 6" \_\_\_\_\_ 8" \_\_\_\_\_ 10" \_\_\_\_\_  
 Service Length: 36' Feet  
 Ball Valve \_\_\_\_\_ Gate Valve  Service Valve Size: 1/2" \_\_\_\_\_ 3/4" x 1" \_\_\_\_\_ 1" \_\_\_\_\_ 1 1/4" \_\_\_\_\_  
 1 1/2" \_\_\_\_\_ 2"  4" \_\_\_\_\_ 6" \_\_\_\_\_ 8" \_\_\_\_\_ 10" \_\_\_\_\_  
 Corp. Size: 5/8" \_\_\_\_\_ 3/4" \_\_\_\_\_ 1" \_\_\_\_\_ 1 1/4" \_\_\_\_\_ 1 1/2"  2" \_\_\_\_\_  
 Main Size: 2" \_\_\_\_\_ 4" \_\_\_\_\_ 6"  8" \_\_\_\_\_ 10" \_\_\_\_\_ 12" \_\_\_\_\_ 14" \_\_\_\_\_ 16" \_\_\_\_\_ 20" \_\_\_\_\_  
 Depth of Main: \_\_\_\_\_ Depth of Service: \_\_\_\_\_  
 Depth of Valve: \_\_\_\_\_  
 New Service Valve Installed Date: \_\_\_\_\_ Size: 3/4" \_\_\_\_\_ 1" \_\_\_\_\_ 1 1/4" \_\_\_\_\_ 1 1/2" \_\_\_\_\_ 2" \_\_\_\_\_

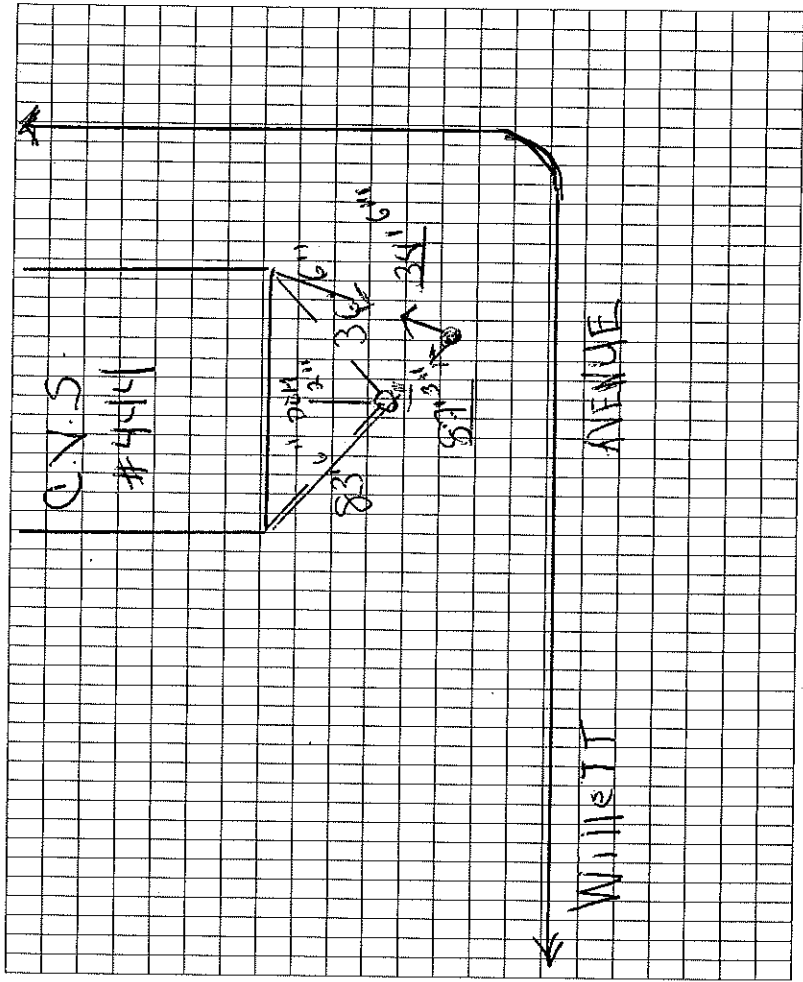
Customer Side Service Information

Fire Service Installation Date: 12-12-2002  
 Length/Size/Depth of Fire Service: 45' of 6" DIE PIPE  
 Tapped Main Size: 6" \_\_\_\_\_ 8" \_\_\_\_\_ 10" \_\_\_\_\_ 12"  14" \_\_\_\_\_ 16" \_\_\_\_\_ 20" \_\_\_\_\_  
 Valve Make: MULLER Type: 6" RUTSV Year: 2002  
 Comments: \_\_\_\_\_

SERVICE ADDRESS: 444 WILLET AVE

Date Drawn: 02-12-2001

Drawn By: C. Needon



ACCOUNT INFORMATION

Address: 591 WILLETT AVE Acct No.: 605-146  
Original Service Install Date: 1970 Fire Acct No.:  
New Service Date: M/B/P: 5/2/22/07/00  
Discontinued:

SERVICE INFORMATION

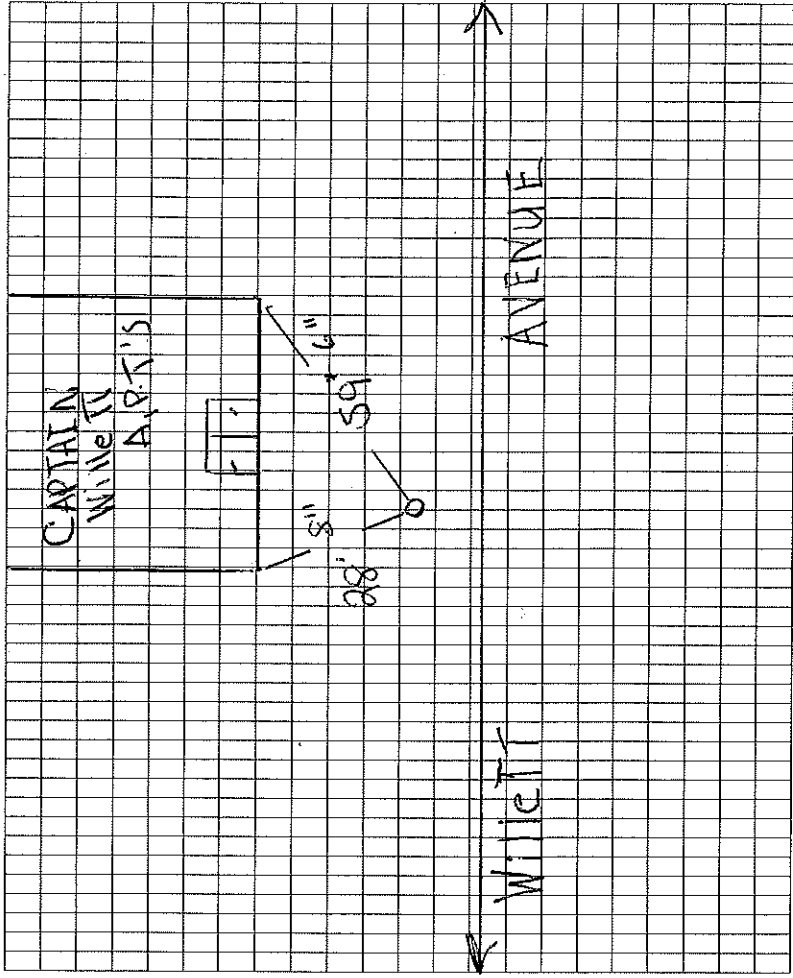
Service Water Break Date: Revamp Service Date:  
Service Type: Copper \_\_\_ Brass \_\_\_ Poly \_\_\_ Cast Iron \_\_\_ Ductile Iron \_\_\_ Cast Iron Cement Lined \_\_\_  
Service Size: 3/4" \_\_\_ 1" \_\_\_ 1 1/4" \_\_\_ 1 1/2" \_\_\_ 2" \_\_\_ 4" \_\_\_ 6" \_\_\_ 8" \_\_\_ 10"  
Service Length:  
Ball Valve \_\_\_ Gate Valve \_\_\_ Service Valve Size: 3/4" \_\_\_ 1/2" x 1" \_\_\_ 1" \_\_\_ 1 1/4"  
1 1/2" \_\_\_ 2" \_\_\_ 4" \_\_\_ 6" \_\_\_ 8" \_\_\_ 10"  
Corp. Size: 5/8" \_\_\_ 3/4" \_\_\_ 1/2" \_\_\_ 1" \_\_\_ 1 1/4" \_\_\_ 1 1/2" \_\_\_ 2"  
Main Size: 2" \_\_\_ 4" \_\_\_ 6" \_\_\_ 8" \_\_\_ 10" \_\_\_ 12" \_\_\_ 14" \_\_\_ 16" \_\_\_ 20"  
Depth of Main: \_\_\_ Depth of Service: \_\_\_  
Depth of Valve: \_\_\_  
New Service Valve Installed Date: \_\_\_ Size: 3/4" \_\_\_ 1/2" x 1" \_\_\_ 1" \_\_\_ 1 1/4"  
1 1/2" \_\_\_ 2" \_\_\_  
Customer Side Service Information

Fire Service Installation Date: \_\_\_  
Length/Size/Depth of Fire Service  
Tapped Main Size: 6" \_\_\_ 8" \_\_\_ 10" \_\_\_ 12" \_\_\_ 14" \_\_\_ 16" \_\_\_ 20"  
Valve Make: \_\_\_ Type: \_\_\_ Year: \_\_\_  
Comments: \_\_\_

SERVICE ADDRESS: 591 WILLETT AVE

Date Drawn: 3-24-2021

Drawn By: C. Weed



ACCOUNT INFORMATION

Address: 595 WILLETT AVE. Acct No.: 605-147  
 Original Service Install Date: 1970 Fire Acct No.:  
 New Service Date: \_\_\_\_\_ M/B/P: 512-22-10700  
 Discontinued: \_\_\_\_\_

SERVICE ADDRESS: 595 WILLETT AVE.

SERVICE INFORMATION

Service Water Break Date: \_\_\_\_\_ Revamp Service Date: \_\_\_\_\_  
 Service Type: Copper \_\_\_\_\_ Brass \_\_\_\_\_ Poly \_\_\_\_\_ Cast Iron \_\_\_\_\_ Ductile Iron \_\_\_\_\_ Cast Iron Cement Lined \_\_\_\_\_  
 Service Size: 3/4" 1" 1 1/4" 1 1/2" 2" 4" 6" 8" 10"  
 Service Length: \_\_\_\_\_  
 Ball Valve \_\_\_\_\_ Gate Valve \_\_\_\_\_ Service Valve Size: 3/4" 1/2" x 1" 1" 1 1/4"  
 1 1/2" 2" 4" 6" 8" 10"  
 Corp. Size: 5/8" 3/4" 1" 1 1/4" 1 1/2" 2"  
 Main Size: 2" 4" 6" 8" 10" 12" 14" 16" 20"  
 Depth of Main: \_\_\_\_\_ Depth of Service: \_\_\_\_\_  
 Depth of Valve: \_\_\_\_\_

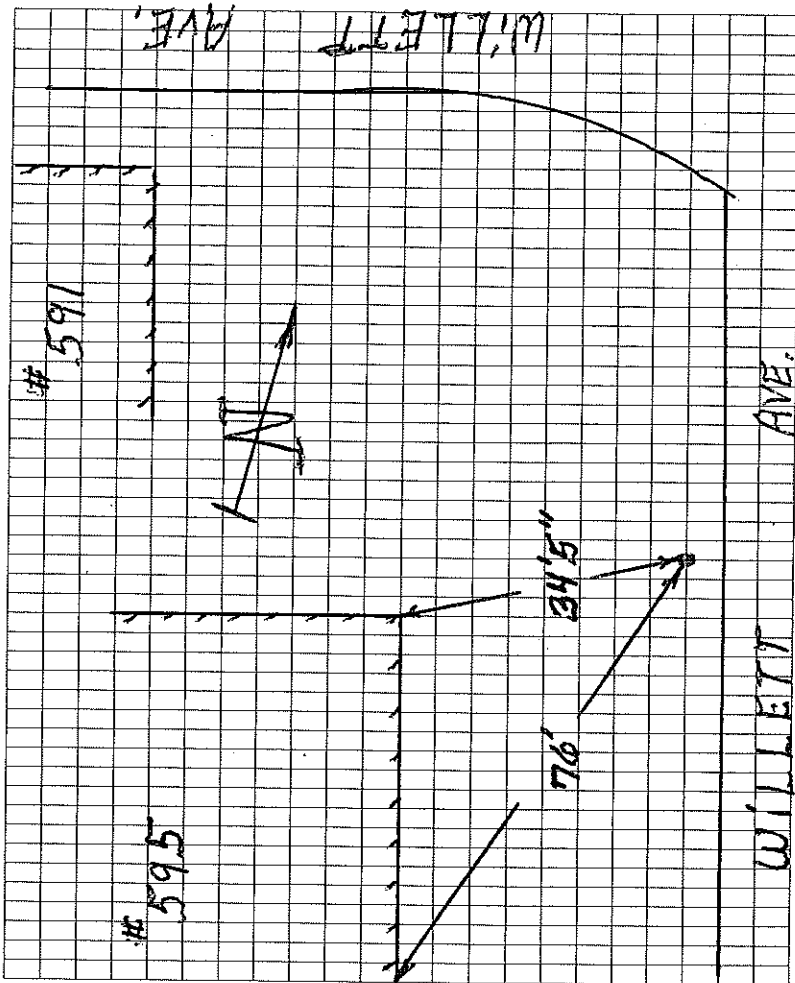
New Service Valve Installed Date: \_\_\_\_\_ Size: 3/4" 1/2" x 1" 1" 1 1/4"  
 1 1/2" 2"

Customer Side Service Information

Fire Service Installation Date: \_\_\_\_\_  
 Length/Size/Depth of Fire Service \_\_\_\_\_  
 Tapped Main Size: 6" 8" 10" 12" 14" 16" 20"  
 Valve Make: \_\_\_\_\_ Type: \_\_\_\_\_ Year: \_\_\_\_\_  
 Comments: \_\_\_\_\_

Date Drawn: 03/28/2022

Drawn By: A. COLE



ACCOUNT INFORMATION

Address: 660 Willett Avenue Acct No.: 543-180  
Original Service Install Date: 1941 Fire Acct No.:  
New Service Date: M/B/P: 512-11-037-00

Discontinued:

SERVICE INFORMATION

Service Water Break Date: Revamp Service Date:  
Service Type: Copper  Brass  Poly  Cast Iron  Ductile Iron  Cast Iron Cement Lined  
Service Size: 3/4"  1 1/4"  1 1/2"  2"  4"  6"  8"  10"  
Service Length: 30' Feet  
Ball Valve  Gate Valve  Service Valve Size: 3/4"  1"  1 1/4"   
1 1/2"  2"  4"  6"  8"  10"  
Corp. Size: 5/8"  3/4"  1"  1 1/4"  1 1/2"  2"  
Main Size: 2"  4"  6"  8"  10"  12"  14"  16"  20"  
Depth of Main: Depth of Service:  
Depth of Valve:  
New Service Valve Installed Date: Size: 3/4"  1"  1 1/4"   
1 1/2"  2"

Customer Side Service Information

Fire Service Installation Date:

Length/Size/Depth of Fire Service

Tapped Main Size: 6"  8"  10"  12"  14"  16"  20"

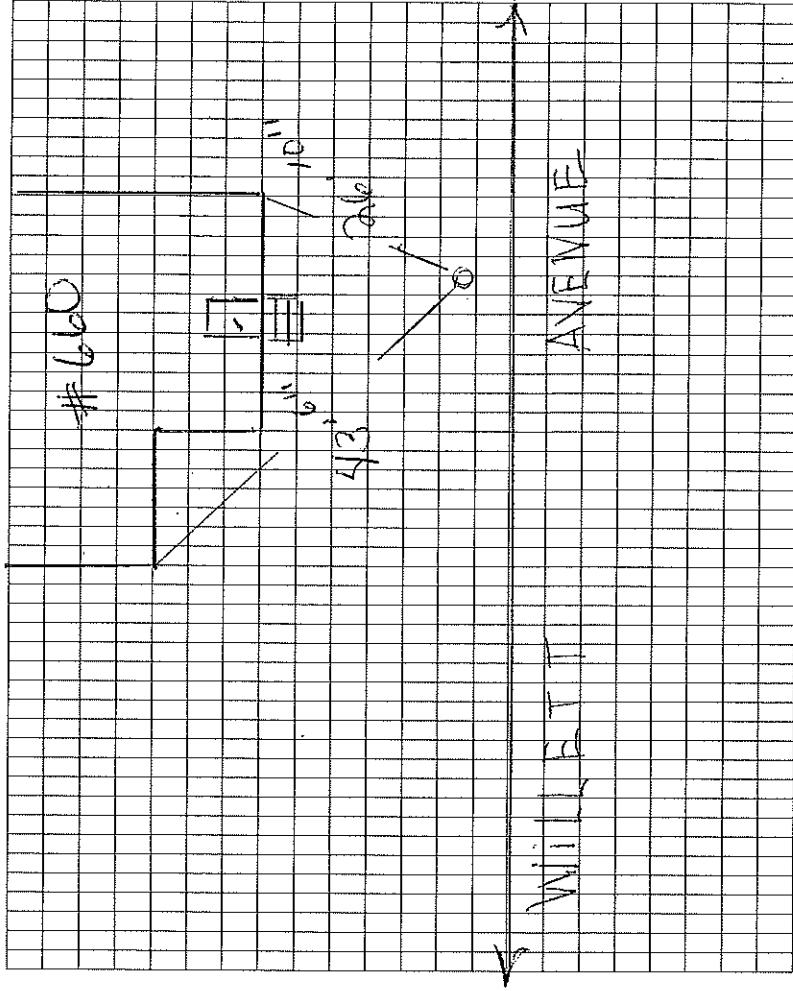
Valve Make: Type: Year:

Comments:

SERVICE ADDRESS: 660 Willett Ave

Date Drawn: 02-19-2021

Drawn By: C. Weeden





# UNITED WATER – EAST PROVIDENCE SEWER BACK-UP INCIDENT REPORT

Date : 10/8/10 7/25/2011	Time Notified: 5:55 PM	Time Arrived: 6:21 PM
--------------------------	------------------------	-----------------------

Property Address: 660 Willet Ave

Owner Name: Tony Melo	Phone No.: 433-4044
-----------------------	---------------------

Contacted By:	Police	Owner <input checked="" type="checkbox"/>	Other (Name)
---------------	--------	---	--------------

Nature of Problem:

SEWER BLOCK:	House Lateral : <input checked="" type="checkbox"/>	City Main:
--------------	---	------------

Rooter Company On Site:	Name: No	Phone No.
-------------------------	----------	-----------

Flow Restored:	PROBLEM:	Broken Pipe:	Other:
----------------	----------	--------------	--------

SUSPECT:	City Tree(s)	Private Tree(s)
----------	--------------	-----------------

OTHER:

**Describe problem and remedy: Have sewerage backing up on to yard.**  
 Checked main all clear. Clean-out in yard.  
 Woods Rooter Service to schedule with owner. To inspect lateral from clean-out.  
 Follow-up needed.

Any Damage to Property:	Describe:
-------------------------	-----------

Was Trust Notified:	Yes	No	Date:	Time:
---------------------	-----	----	-------	-------

Contact Person:

Completed By: Tom Azevedo	Date: 7/26/2011
---------------------------	-----------------

Reviewed By:	Date:
--------------	-------

Cc: Eric Skaberg  
 \*See Attached Drawing for Details

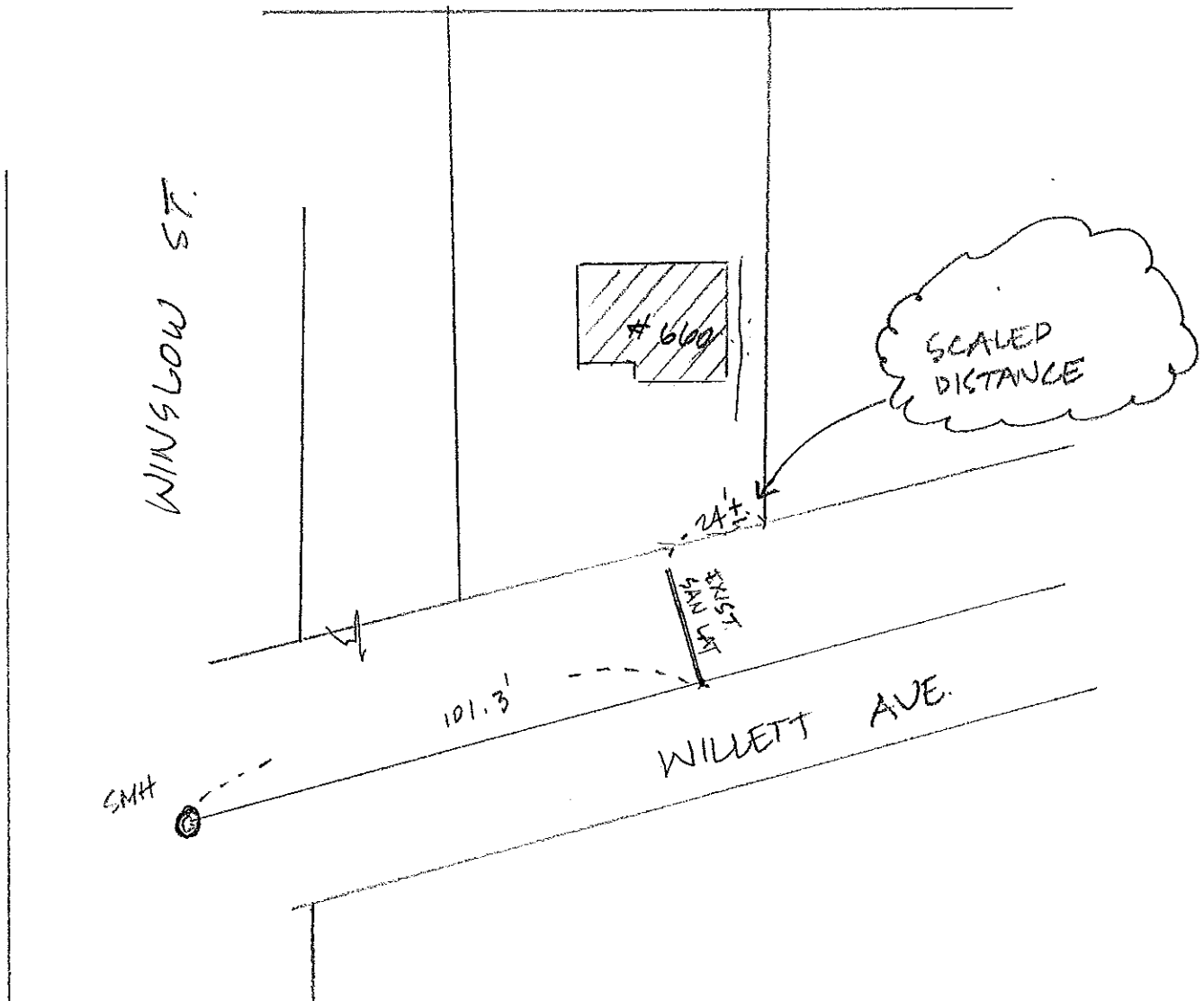


ENGINEERING DIVISION

This sketch is for informational purposes only. A sewer permit from the City Building Inspector's office must be obtained by an East Providence Licensed Drainlayer or a R.I. Master Plumber prior to commencing this work.

# 660 WILLETT AVE  
ADDRESS OF SEWER LOCATION

\_\_\_\_\_  
DRAINLAYER



cc: Building Inspector  
Plumbing Inspector  
Engineering File

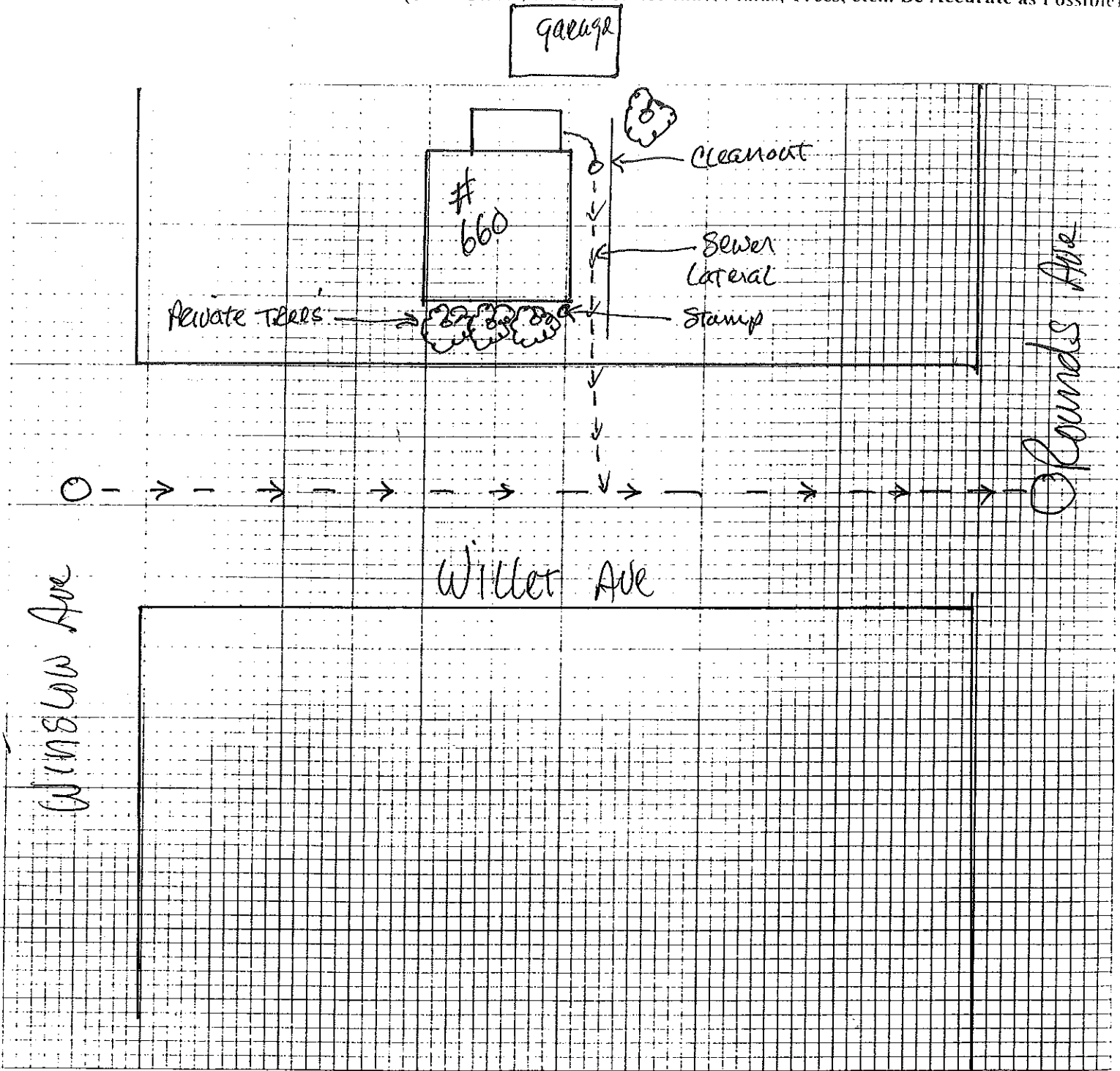
CHRIS D. 2-1-96  
INITIAL AND DATE

AK ~~CD~~ 1 PG 20

# INCIDENT REPORT DRAWING

Incident Date 10/17/00  
Property Address 660 Willet Ave

Draw Sketch of Problem Location (Show Street, House, Service Line, Mains, Trees, etc... Be Accurate as Possible)



Drawn By: Thomas W. Regan Jr Date: 10/17/00

Winslow St Intersects  
Rounds Av Intersects

CITY OF EAST PROVIDENCE  
DISTRIBUTION & COLLECTION DIVISION  
INCIDENT REPORT

660 Willet Avenue

Date 10/17/00 Time Notified 1:00 am Time Arrived 1:15 am

Property Address 660 Willet Ave M3

Owner Name Peter Pimental Phone No. 433-6066

CONTACTED BY: Police  Owner  Other (Name)

Nature of Problem: SEWER BLOCK  Lateral  Main

Rooter Company on Site? None Name Owner Attempted Phone # 433-6066

Flow Restored? No Problem: Roots  Broken Pipe  Other

Suspect: City Tree  Private Tree(s)

WATER BREAK  On The Main  Service Line: City  Owner

OTHER \_\_\_\_\_

\*Describe Problem and Remedy <sup>①</sup> Owners property had waste water returning in house. <sup>②</sup> City sewers running fine Willet, Winslow, Rounds  
<sup>③</sup> Measured off trees 3 trees on property 13' to 14' from curb  
<sup>④</sup> Trees on Willet Ave State trees (Gregg Gammal)  
<sup>⑤</sup> Owner was advised to contact professional plumber.

Follow Up Action Needed n/r

Any Damage to Property? yes Describe waste water cleaned by owner

Was the Trust Notified? Yes  No  Date \_\_\_\_\_ Time \_\_\_\_\_

Contact \_\_\_\_\_

Completed By [Signature] Date 10/17/00

Reviewed By [Signature] Date 10/17/00

cc: Julia Forgue, Director of Public Works  
William Conley, City Solicitor

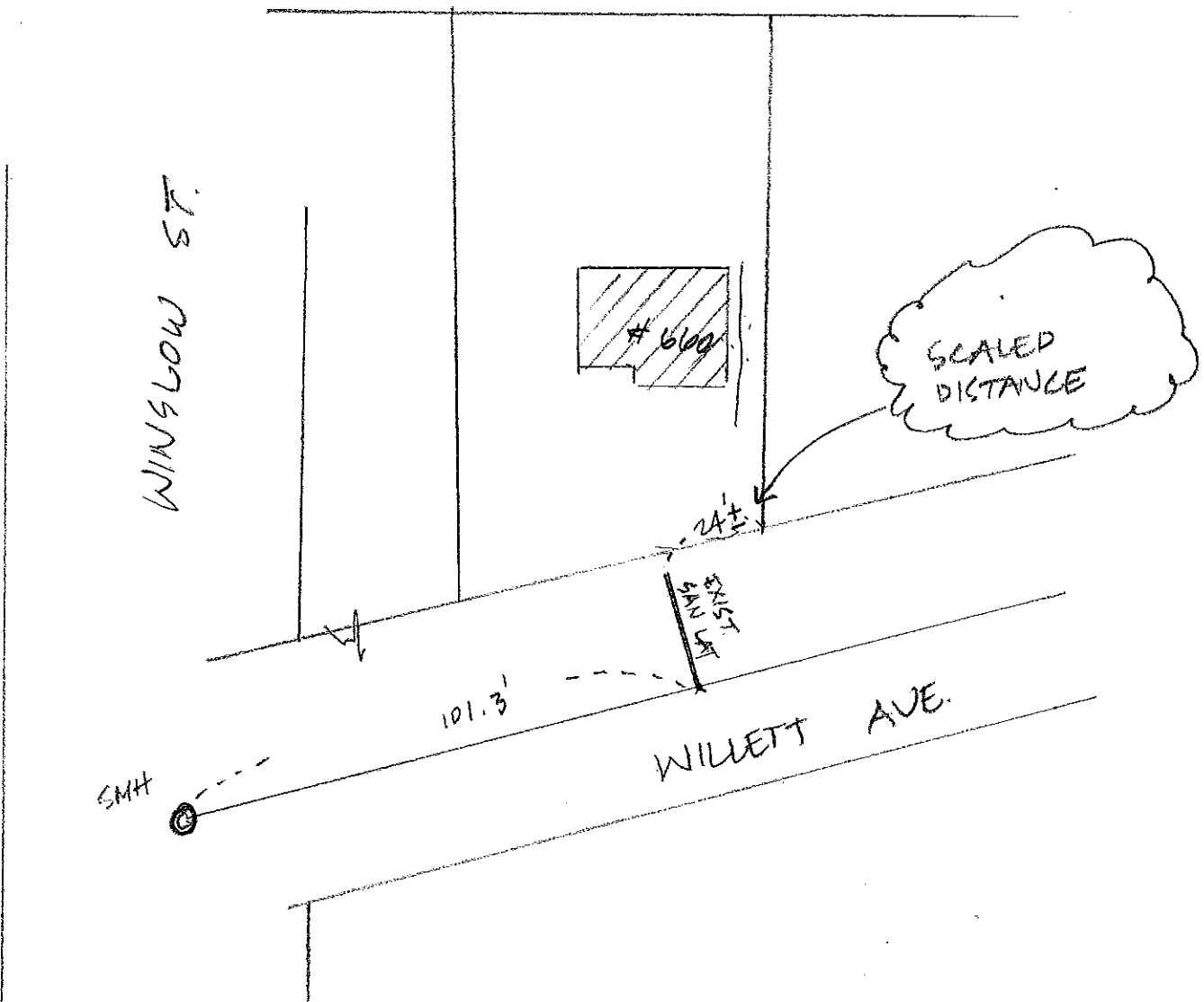
\*See Attached Drawing for Detail

ENGINEERING DIVISION

This sketch is for informational purposes only. A sewer permit from the City Building Inspector's office must be obtained by an East Providence Licensed Drainlayer or a R.I. Master Plumber prior to commencing this work.

# 660 WILLETT AVE.  
ADDRESS OF SEWER LOCATION

\_\_\_\_\_  
DRAINLAYER



cc: Building Inspector  
Plumbing Inspector  
Engineering File

CHRIS D. 2-1-96  
INITIAL AND DATE

Drx [Signature] 1 Da

**CITY OF EAST PROVIDENCE  
DISTRIBUTION & COLLECTION DIVISION  
INCIDENT REPORT**

Date 4-23-03 Time Notified \_\_\_\_\_ Time Arrived \_\_\_\_\_

Property Address 660 WILBET AV.

Owner Name PETER PIMENTEL Phone No. 433-4044

CONTACTED BY: Police \_\_\_\_\_ Owner  Other (Name) \_\_\_\_\_

Nature of Problem: SEWER BLOCK  House  City   
Lateral  Main OK

Rooter Company on Site? \_\_\_\_\_ Name \_\_\_\_\_ Phone # \_\_\_\_\_

Flow Restored? \_\_\_\_\_ Problem: Roots \_\_\_\_\_ Broken Pipe \_\_\_\_\_ Other \_\_\_\_\_

Suspect: City Tree \_\_\_\_\_ Private Tree(s) \_\_\_\_\_

WATER BREAK \_\_\_\_\_ On The Main \_\_\_\_\_ Service Line: City \_\_\_\_\_ Owner \_\_\_\_\_

OTHER \_\_\_\_\_

**\*Describe Problem and Remedy**

4-09-03 OUR DEPT RECEIVED A DIG SAFE "EMER" FOR THIS ADDRESS FOR SEWER REPAIR TO MARK WATER - NO OTHER PREVIOUS CONTACT WAS MADE BY THE OWNER, ABOUT A SEWER PROBLEM SOME TIME IN THE WEEK 4-14-03 MR. PIMENTEL WENT TO THE ENG. DIVI TO TALK ABOUT HIS SEWER PROBLEM

4-23-03 WATER DIVI TV<sup>ED</sup> OWNERS LATERAL - THE CAMERA WOULD NOT PASS PAST THE SIDEWALK AREA & WAS UNDER WATER -

4-24-03 I TALKED WITH PETER & WOULD ~~LOOK~~ <sup>TAKE</sup> AT ANOTHER LOOK AT THE PROBLEM WEEK OF 4-28<sup>TH</sup> (SEE BACK PAGES)

Was the Trust Notified? Yes \_\_\_\_\_ No \_\_\_\_\_ Date \_\_\_\_\_ Time \_\_\_\_\_

Contact \_\_\_\_\_

Completed By [Signature] Date 5-28-03

Reviewed By [Signature] Date 6/16/03

cc: Steve Contu, Director of Public Works  
William Conley, City Solicitor

\*See Attached Drawing for Detail  
12-02

ACCOUNT INFORMATION

Address: 682 Willett Ave Acct No.: 544-405  
Original Service Install Date: 1944 Fire Acct No.:  
New Service Date: \_\_\_\_\_ M/B/P: 5/2/12/003/DD

Discontinued: \_\_\_\_\_

HOUSE BUILT - 1928

SERVICE INFORMATION

Service Water Break Date: \_\_\_\_\_ Revamp Service Date: \_\_\_\_\_  
Service Type: Copper \_\_\_\_\_ Brass  Poly \_\_\_\_\_ Cast Iron \_\_\_\_\_ Ductile Iron \_\_\_\_\_ Cast Iron Cement Lined \_\_\_\_\_  
Service Size: 3/4" \_\_\_\_\_ 1"  1 1/4" \_\_\_\_\_ 1 1/2" \_\_\_\_\_ 2" \_\_\_\_\_ 4" \_\_\_\_\_ 6" \_\_\_\_\_ 8" \_\_\_\_\_ 10" \_\_\_\_\_  
Service Length: 38' Feet  
Ball Valve \_\_\_\_\_ Gate Valve  Service Valve Size: 3/4" \_\_\_\_\_ 1" \_\_\_\_\_ 1 1/4" \_\_\_\_\_  
1 1/2" \_\_\_\_\_ 2" \_\_\_\_\_ 4" \_\_\_\_\_ 6" \_\_\_\_\_ 8" \_\_\_\_\_ 10" \_\_\_\_\_  
Corp. Size: 5/8" \_\_\_\_\_ 3/4"  1" \_\_\_\_\_ 1 1/4" \_\_\_\_\_ 1 1/2" \_\_\_\_\_ 2" \_\_\_\_\_  
Main Size: 2" \_\_\_\_\_ 4" \_\_\_\_\_ 6" \_\_\_\_\_ 8" \_\_\_\_\_ 10" \_\_\_\_\_ 12" \_\_\_\_\_ 14" \_\_\_\_\_ 16" \_\_\_\_\_ 20" \_\_\_\_\_

Depth of Main: \_\_\_\_\_ Depth of Service: \_\_\_\_\_  
Depth of Valve: \_\_\_\_\_  
New Service Valve Installed Date: \_\_\_\_\_ Size: 3/4" \_\_\_\_\_ 1" \_\_\_\_\_ 1 1/4" \_\_\_\_\_  
1 1/2" \_\_\_\_\_ 2" \_\_\_\_\_

Customer Side Service Information \_\_\_\_\_

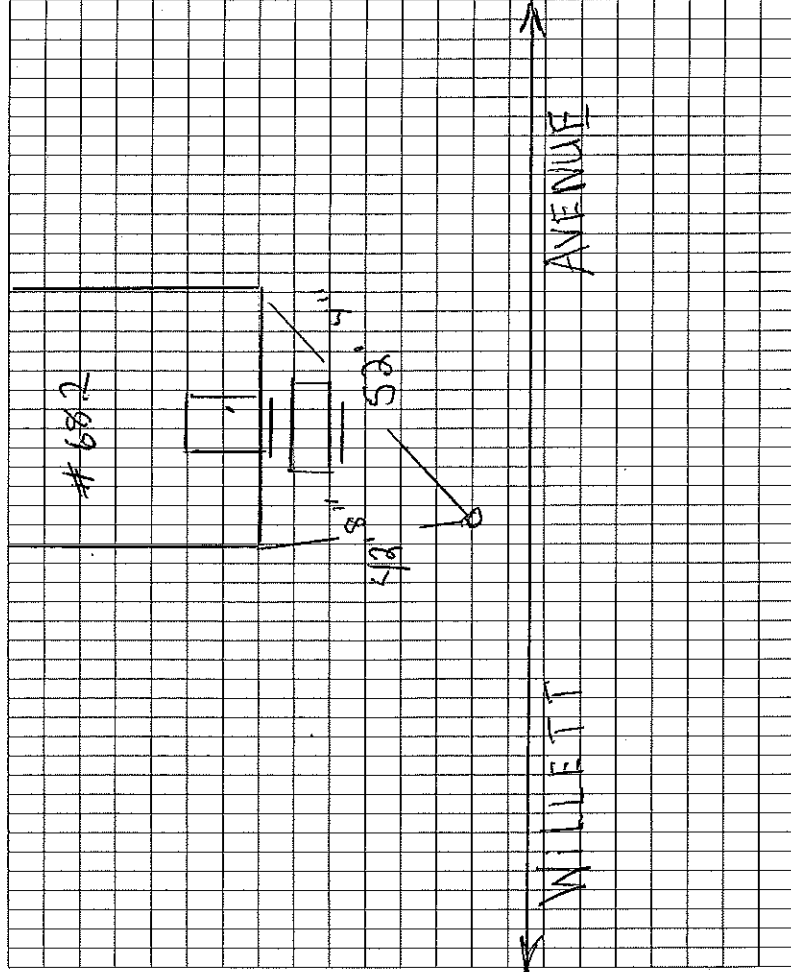
Fire Service Installation Date: \_\_\_\_\_  
Length/Size/Depth of Fire Service \_\_\_\_\_  
Tapped Main Size: 6" \_\_\_\_\_ 8" \_\_\_\_\_ 10" \_\_\_\_\_ 12" \_\_\_\_\_ 14" \_\_\_\_\_ 16" \_\_\_\_\_ 20" \_\_\_\_\_  
Valve Make: \_\_\_\_\_ Type: \_\_\_\_\_ Year: \_\_\_\_\_

Comments: \_\_\_\_\_

SERVICE ADDRESS: 682 Willett Ave

Date Drawn: 3-29-2021

Drawn By: C. W. W.



# SEWER INSPECTION

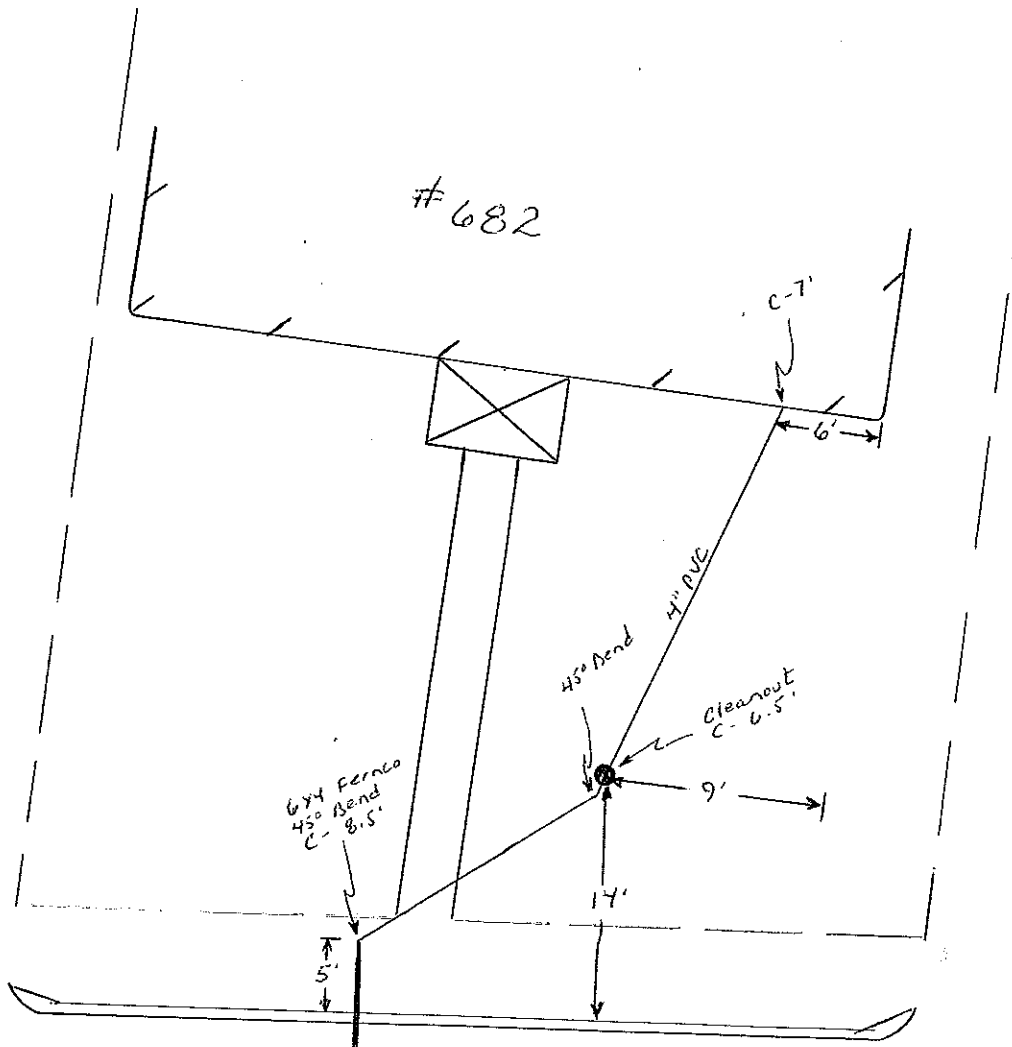
ADDRESS: 682 Willett Ave

DATE: 10-22-96 TIME: AM

CONTRACTOR: Mike Susi

LOCATED BY: K.C.

## SKETCH



WILLETT AVE



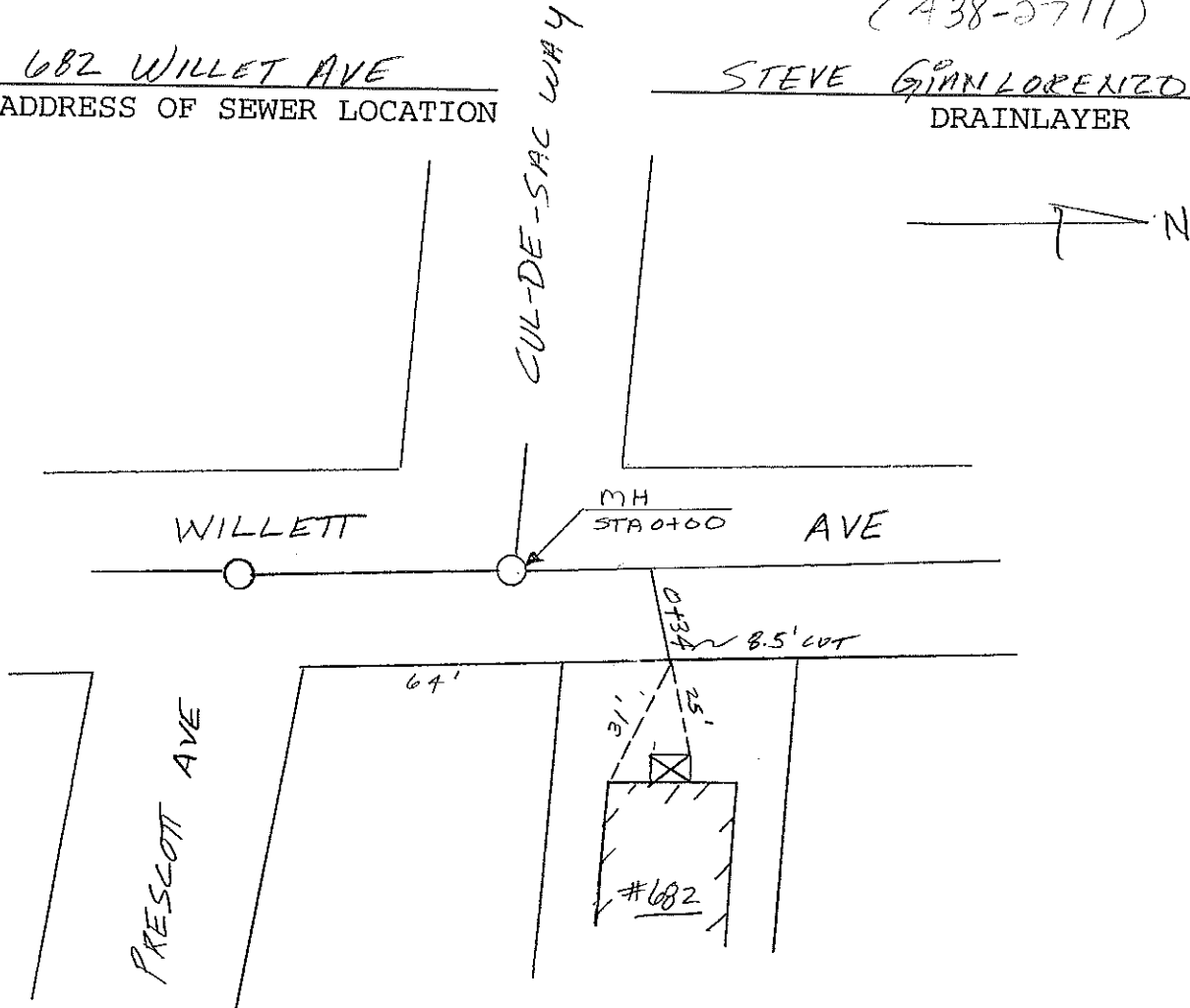
ENGINEERING DIVISION

This sketch is for informational purposes only. A sewer permit from the City Building Inspector's office must be obtained by an East Providence Licensed Drainlayer or a R. I. Master Plumber prior to commencing this work.

682 WILLET AVE  
ADDRESS OF SEWER LOCATION

(438-0711)

STEVE GIANNI LORENZO  
DRAINLAYER



CC: Plumbing Inspector  
Engineering File

KY 9-12-96  
INITIAL AND DATE

BK 1 PG 245

ACCOUNT INFORMATION

Address: 685 WILLET AVENUE Acct No.: 543-368  
Original Service Install Date: 06-26-1946 Fire Acct No.:  
New Service Date: \_\_\_\_\_ M/B/P: 512/22/06/00

Discontinued: \_\_\_\_\_

**NEW HOUSE BUILT - 1992 USED EXISTING SERVICE**

SERVICE INFORMATION

Service Water Break Date: \_\_\_\_\_ Revamp Service Date: \_\_\_\_\_  
Service Type: Copper  Brass  Poly  Cast Iron \_\_\_\_\_ Ductile Iron \_\_\_\_\_ Cast Iron Cement Lined \_\_\_\_\_  
Service Size: 3/4"  1"  1 1/4"  1 1/2"  2"  4"  6"  8"  10" \_\_\_\_\_  
Service Length: 10'  
Ball Valve  Gate Valve \_\_\_\_\_ Service Valve Size: 3/4" \_\_\_\_\_ 1/2" x 1"  1" \_\_\_\_\_ 1 1/4" \_\_\_\_\_  
1 1/2" \_\_\_\_\_ 2" \_\_\_\_\_ 4" \_\_\_\_\_ 6" \_\_\_\_\_ 8" \_\_\_\_\_ 10" \_\_\_\_\_  
Corp. Size: 5/8"  3/4"  1/2"  1" \_\_\_\_\_ 1 1/4" \_\_\_\_\_ 1 1/2" \_\_\_\_\_ 2" \_\_\_\_\_  
Main Size: 2" \_\_\_\_\_ 4" \_\_\_\_\_ 6" \_\_\_\_\_ 8"  10" \_\_\_\_\_ 12" \_\_\_\_\_ 14" \_\_\_\_\_ 16" \_\_\_\_\_ 20" \_\_\_\_\_  
Depth of Main: \_\_\_\_\_ Depth of Service: \_\_\_\_\_  
Depth of Valve: \_\_\_\_\_  
New Service Valve Installed Date: 09/04/1992 Size: 3/4" \_\_\_\_\_ 1/2" x 1"  1" \_\_\_\_\_ 1 1/4" \_\_\_\_\_  
1 1/2" \_\_\_\_\_ 2" \_\_\_\_\_

Customer Side Service Information \_\_\_\_\_

Fire Service Installation Date: \_\_\_\_\_

Length/Size/Depth of Fire Service \_\_\_\_\_

Tapped Main Size: 6" \_\_\_\_\_ 8" \_\_\_\_\_ 10" \_\_\_\_\_ 12" \_\_\_\_\_ 14" \_\_\_\_\_ 16" \_\_\_\_\_ 20" \_\_\_\_\_

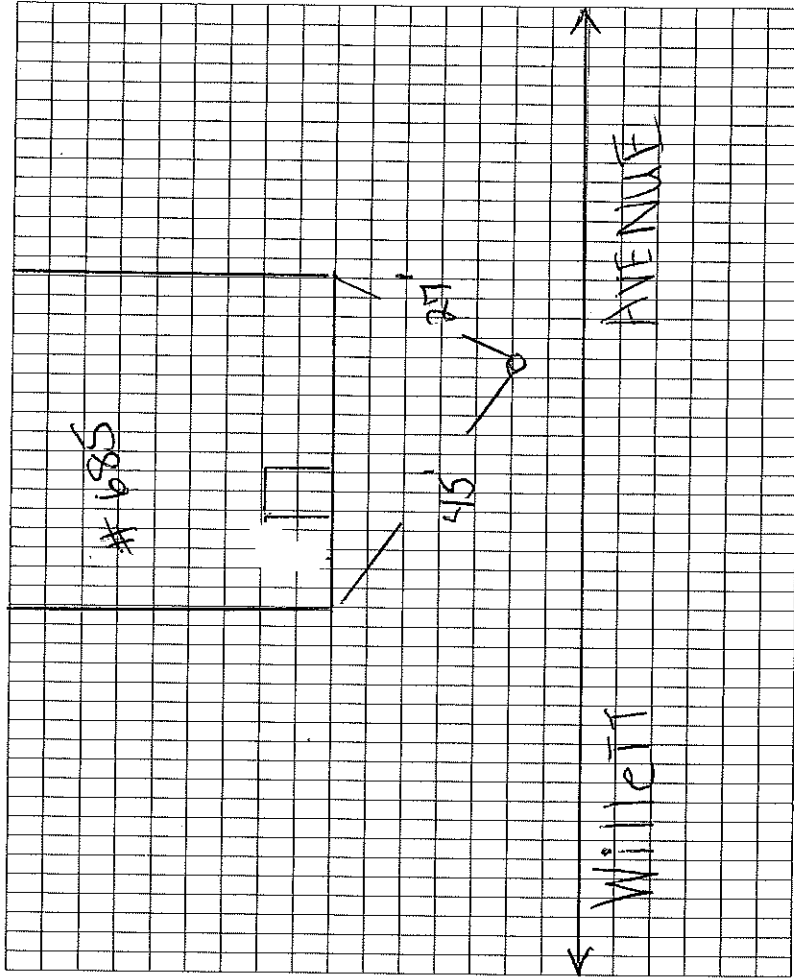
Valve Make: \_\_\_\_\_ Type: \_\_\_\_\_ Year: \_\_\_\_\_

Comments: \_\_\_\_\_

SERVICE ADDRESS: 685 WILLET AVE

Date Drawn: 3-30-2021

Drawn By: C.A.W.



ACCOUNT INFORMATION

Address: 694 Willett Ave Acct No.: 543-580  
Original Service Install Date: 5-16-1946 Fire Acct No.:  
New Service Date: \_\_\_\_\_ M/B/P: 5/2/20/06/00

Discontinued:

NEW HOUSE BUILT - 2005 USED EXISTING SERVICE  
SERVICE INFORMATION

Service Water Break Date: \_\_\_\_\_ Revamp Service Date: \_\_\_\_\_  
Service Type: Copper  Brass  Poly  Cast Iron  Ductile Iron  Cast Iron Cement Lined  
Service Size:  $3/4"$    $1"$    $1\ 1/2"$    $2"$    $4"$    $6"$    $8"$    $10"$   
Service Length: 38' FEET

Ball Valve  Gate Valve  Service Valve Size:  $3/4"$    $1"$    $1\ 1/2"$   
 $1\ 1/2"$    $2"$    $4"$    $6"$    $8"$    $10"$    
Corp. Size:  $5/8"$    $3/4"$    $1"$    $1\ 1/4"$    $1\ 1/2"$    $2"$   
Main Size:  $2"$    $4"$    $6"$    $8"$    $10"$    $12"$    $14"$    $16"$    $20"$

Depth of Main: \_\_\_\_\_ Depth of Service: \_\_\_\_\_  
Depth of Valve: \_\_\_\_\_  
New Service Valve Installed Date: \_\_\_\_\_ Size:  $3/4"$    $1"$    $1\ 1/2"$   
 $1\ 1/2"$    $2"$

Customer Side Service Information 2-2-2005 35 FEET OF 1" POLY

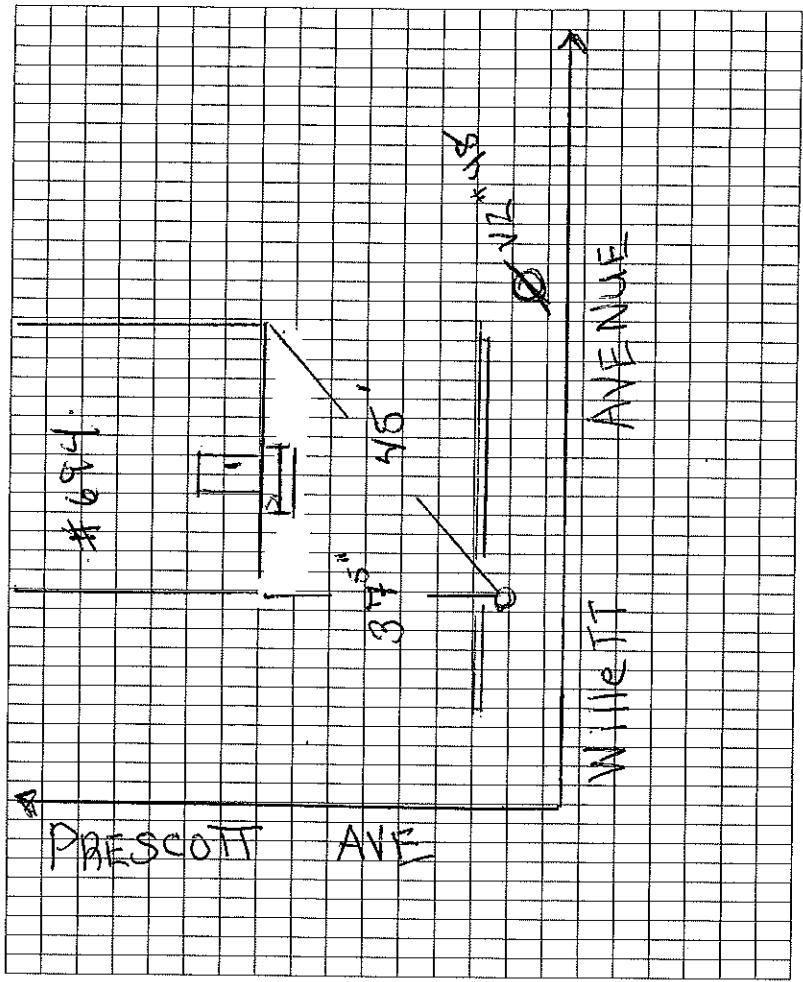
Fire Service Installation Date: \_\_\_\_\_  
Length/Size/Depth of Fire Service \_\_\_\_\_  
Tapped Main Size:  $6"$    $8"$    $10"$    $12"$    $14"$    $16"$    $20"$   
Valve Make: \_\_\_\_\_ Type: \_\_\_\_\_ Year: \_\_\_\_\_

Comments: 2-20-2019 - Repair made near grip  
3/4" copper. NO brass where repair was  
made.

SERVICE ADDRESS: 694 WILLETT AVE

Date Drawn: 3-30-2021

Drawn By: C.A.W



ACCOUNT INFORMATION

Address: 697 WILLETT AVE. (REAR) Acct No.: 543-375

Original Service Install Date: 05-16-1946 Fire Acct No.:

New Service Date: \_\_\_\_\_ M/B/P: 512-22-060.00

Discontinued: \_\_\_\_\_

SERVICE INFORMATION

Service Water Break Date: \_\_\_\_\_ Revamp Service Date: \_\_\_\_\_

Service Type: Copper  Brass  Poly  Cast Iron  Ductile Iron  Cast Iron Cement Lined

Service Size: 3/4"  1"  1 1/4"  1 1/2"  2"  4"  6"  8"  10"

Service Length: 8'

Ball Valve  Gate Valve  Service Valve Size: 1/2"  3/4"  1"  1 1/2"  2"  4"  6"  8"  10"  12"  14"  16"  20"

Depth of Main: \_\_\_\_\_ Depth of Service: \_\_\_\_\_

Depth of Valve: \_\_\_\_\_

New Service Valve Installed Date: \_\_\_\_\_ Size: 1/2"  3/4"  1"  1 1/2"

Customer Side Service Information \_\_\_\_\_

Fire Service Installation Date: \_\_\_\_\_

Length/Size/Depth of Fire Service \_\_\_\_\_

Tapped Main Size: 6"  8"  10"  12"  14"  16"  20"

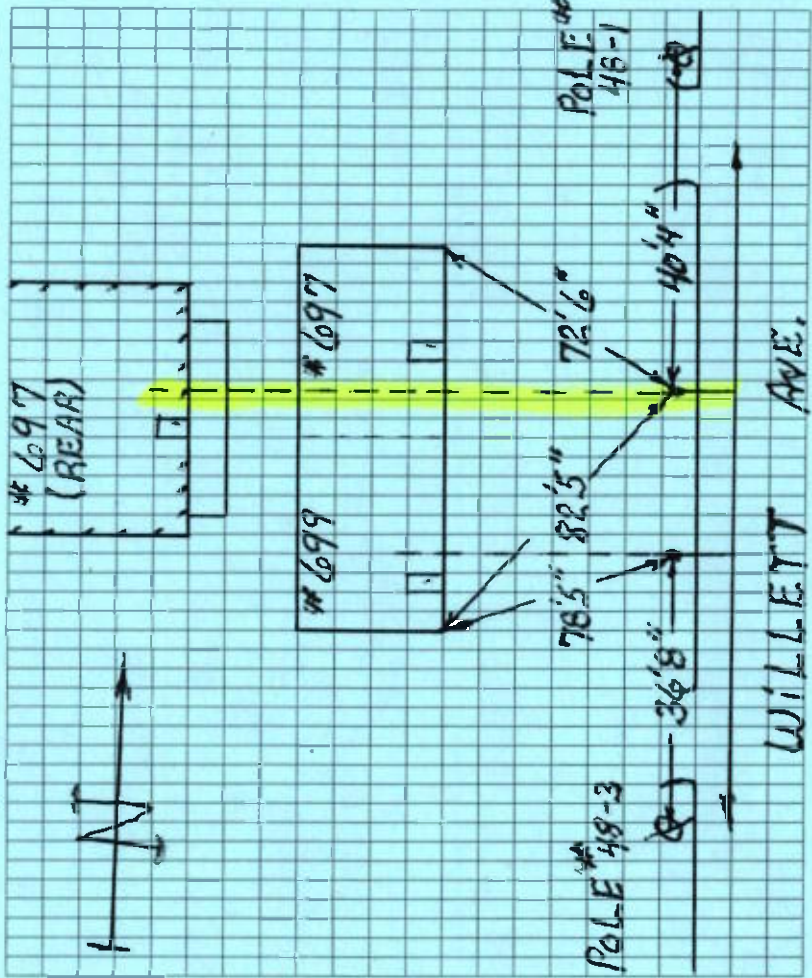
Valve Make: \_\_\_\_\_ Type: \_\_\_\_\_ Year: \_\_\_\_\_

Comments: \_\_\_\_\_

SERVICE ADDRESS: 697 WILLETT AVE. (REAR)

Date Drawn: 03/30/2022

Drawn By: A. COLE



697 WILLET AVE

Acct # 16444 Bldg Seq 1 Of 1 Parcel ID 512-22-060-10 Residential Units

Exterior Information		Bath Features (Rating)		Condo Information		Other Features (Rating)		Depreciation		Residential Units	
Bid Type	2 Family	Full Bath	2	02	Kitchens	2	02	PhysCond Average	29.40	Description	Units
Story Ht	1.75	Addtl	0		Ad Kit	0		Func	5.00		Rms
Liv Units	2	3/4 Bath	0		Frpls	0		Econ	10.00		Bed
Foundation	1	Addtl	0		WSFlue	0		Spec	0.00		Inc
Frame	D	1/2 Bath	0					OV			Type
Wall	11	Addtl	0								
Waltz		0% Othr Fix	0								
RoofStruct	03										
Roof Cover	03										
Color											
ViewCode											
Bid Name											

General Information	
Grade	C AVERAGE
Year Bilt	1920 Eff Yr Bilt 1980
Alt LUC	3%
Jurisdct	Fact 1.00
Constr Mod	
LumpSumAdj	
Commercial Units	

Interior Information	
Avg HWFL	
Prime Wall	Drywall/Shee
Sec Wall	Plastered
Partition	Typical
Prime Fl	Carpet
Sec Floors	Vinyl/Asphl
Bsmnt Floor	
Subfloor	
Bsmnt Gar	0
Electric	
Insulation	
Int vs Ext	S
Heat Fuel	Oil
Heat Type	Hot Water
Sec Ht Type	0%
# Heat Sys	1
% Heated	100
% Sprinkled	0

Calculation	
Basic \$/SQ	144.00
Size Adj	0.92111000
Const Adj	0.99
Adj \$/SQ	131.313
Other Feat	40,180
Grade Fact	1.00
NBHD Infl	1.00000000
LUC Factor	1.00
Adj Total	305,420
Depreciation	121,068
Dep Total	184,352
Final Total	184,400.00

Alternate Area Detail			
SubArea	%	AKType	%
BAS	1.096		
TOS	525		
FHS	160		
FEP	40		
FOP	138		
UBM	0		

Sub Area Detail - 1st 9 Lines Displayed					
Code	Desc.	F.Area	Area	Rate	UnDeprVal
BAS	First Floor	1,096	1,096	131.31	143,915
TOS	Three Quarte	525	525	131.31	68,938
FHS	Half Story,	160	160	131.31	21,010
FEP	Porch, Endo	40	40	18.73	749
FOP	Porch, Open,	138	138	13.39	1,848
UBM	Basement, Un	0	1,096	26.26	28,780

Special Features / Yard Items (1st 6 Lines Displayed)																							
Code	SFYDesc	A	Y/S	Qty	Len	Width	Size	Qual	Con	Year	Unit Price	Adj UP	DIS	Dep%	LUC	L.Fac	NB	N.Fact	Juris	J.Fact	UndepValue	Apprsd Value	Assd Value

Interior Information	
Prime Wall	Drywall/Shee
Sec Wall	Plastered
Partition	Typical
Prime Fl	Carpet
Sec Floors	Vinyl/Asphl
Bsmnt Floor	
Subfloor	
Bsmnt Gar	0
Electric	
Insulation	
Int vs Ext	S
Heat Fuel	Oil
Heat Type	Hot Water
Sec Ht Type	0%
# Heat Sys	1
% Heated	100
% Sprinkled	0

Total Sp. Features:	
Total Sp. Features:	
Total Yard Items:	
Total Appraised:	
Total Assessed Value:	

Handwritten signature and date: 3/27/2013

Disclaimer: This information is believed to be correct but is subject to change and is not warranted.

03/26/2024

City Of East Providence

User Acct: 01-0015-46 Account#: 16444

ParcelID: 512-22-060-10

Location: 697 WILLET AVENUE EAST PROVIDENCE 02914

Printed By: East Providence Total Value: 255,700

**Current Owner**  
 BIANCO REALTY ASSOCIATES LLC  
 272 COSMOPOLITAN COURT, SARASOTA, FL 34236

**Current Value Information**

Use Code	Land Size	Building Value	Yard Items	Land Value	Agr. Value	Total Value	Assessed
M2	10,991.00	184,400	0	71,300	0	255,700	255,700
TOTAL	10,991.00	184,400	0	71,300	0	255,700	255,700

**Previous Owner**  
 BIANCO REALTY ASSOCIATES LLC

**General Notes**  
 2 APTS = #697  
 2 FAMILY HOUSE  
 IA

**Previous Value Information**

TaxYr	Cat	Use	Bldg Val	Yard	Land Val	Total Val	Ass'd Val
-------	-----	-----	----------	------	----------	-----------	-----------

**District Data**

Code	Desc.	%	Code	Desc.	%
R3	R3		R3	R3	100.

**Sales Information**

Grantor	Legal Ref	Type	Sale Date	Nal	Sale Price	V	Verif	General Notes
BIANCO REALTY ASS(plat book 864		Q	03/05/2024	Invalid Sa		0	N	NEW PARCEL CREATE
BIANCO REALTY ASS(4742-248		Q	09/08/2023	Invalid Sa		0	N	REFERENCE-02-2547-
BIANCO, RICHARD & 11825-43		Q	09/25/2002	Invalid Sa		0	N	

**Property Factors**

Code	Desc.
1	All Public

**Legal Description**

Assr Map: 512-22-060.10  
 GIS 1:  
 GIS 2:  
 Reval Dist: 2024  
 Year:  
 Mktk Area:

**Activity Information**

Date	Results	By
01/05/2024	NEW PARCEL	BD

**Building Permit Information**

Date	Number	Description	Amount	Visit Date	Closed Date	Status	General Notes
------	--------	-------------	--------	------------	-------------	--------	---------------

**Land Data (1st 7 lines)**

Line	Use	Description	LUC	Factor	Units	Depth	Unit Type	Base Value	Unit Price	Acrl	Neigh	Neigh	Neigh	Mod	Intf 1	%	Intf 2	%	Intf 3	%	Appraised Value	Spec Land	Use Value	Notes
1	M2	02-2FAMILY	1.00	7,500,000	SF			5	8.89	WHL4	1.00										65,200	1.00	0	0
2	M2	02-2FAMILY	1.00	3,491,000	SF			5	1.75	WHL4	1.00										6,100	1.00	0	0

**Total Area: 10,991.00**      **Total Appraised: 71,300**      **Agri Total: 0**      **Use Value: 0**      **Assessed Value: 71,300**

Signature: \_\_\_\_\_ Date: \_\_\_\_\_

Disclaimer: This information is believed to be correct but is subject to change and is not warranted.

Job Type : OFF/ON  
 Job Description : TURN OFF/ON FOR PLUMBER  
 Create Date : 03/08/2023 08:41 AM  
 Completion Date :  
 Requested By : CHERYL  
 Assigned To :  
 Start Date : 03/14/2023  
 Start Time :  
 Completion Time :  
 Lot :  
 Appointment start time : 9:30AM  
 Appointment end time :

Project : Phase : Priority : Cost Center :  
 MIU R S.

Customer Information

Account Number : 05433750 Book. Seq : 543.3750  
 Parcel Number : 51222060.00 Cycle # : 1  
 BIANCO REALTY ASSOCIATES LLC  
 697-699 WILLETT AVE  
 EAST PROVIDENCE RI 02915  
 Primary Phone :  
 Secondary Phone :  
 Cell Phone :  
 Block : # of Res. : ELU :  
 Signature required

Meter Information

Alternate Number	Serial	Device #	Model	Meter Location	Install Date
93886053		1440159552	5/8" ECODER		06/06/2014
Previous Reading	87954	Last Reading	88823		

DAVE BRADLEY

Completion Date : Completed By : Total Price : \$0.00

READ: 08964678 3-14-23 ES

\* THIS SERVICE IS LOCATED AT LEFT IN SIDE WALK  
 + FEEDS #699, + 697 NEAR BLDG. (HOUSE)  
 \*\* 1/4 TURN



Job Type : HI CONS  
 Job Description : HIGH CONSUMPTION  
 Create Date : 09/12/2022 12:31 PM  
 Completion Date : 4/12/22  
 Requested By : CHERYL  
 Assigned To :  
 Start Date : 09/12/2022  
 Start Time :  
 Completion Time :  
 Lot :  
 Appointment start time :  
 Appointment end time :

Account Number : 05433750  
 Parcel Number : 51222060.00  
 BIANCO REALTY ASSOCIATES LLC  
 697-699 WILLETT AVE  
 EAST PROVIDENCE RI 02915  
 Primary Phone :  
 Secondary Phone :  
 Cell Phone :  
 Block : # of Res. : ELU :  
 Signature required

Project : Phase : Priority : Cost Center :  
 MIUR S.

Meter Information			
Alternate Number	Serial	Device #	Model
93886053		1440159552	5/8" ECODER
Previous Reading	79268	Last Reading	80581

Comments

The Lady new the toilet handle was broken and said she will let the landlord know

Completion Date : 9/19/22  
 Completed By : *[Signature]*  
 Total Price : \$0.00

*GRANZ  
Bill to  
TEXT  
message*



CITY OF EAST PROVIDENCE  
WATER UTILITIES DIVISION  
WORK ORDER

11-2011

ASSIGNED TO: Paul B

DATE: 6-6-14

ADDRESS: 697 Willett Av

SERVICE CODE: 543-375

MIU NO. 1440159552

JOB ASSIGNMENT: ReRead/ck leaks  
OIT (90)

TIME ARRIVED: 11:00

METER READING: \_\_\_\_\_

Does Property Appear Occupied:  Yes  No

Owners Service Line Material  Copper  Iron  Brass  Lead  Plastic  
Backflow Device on Service  Yes  No Street Valve  Yes  No House Valve  Yes  No

OLD METER INFORMATION

SIZE OF METER/MAKE 5/8, Trident  
METER READING: 253501  
WAS METER FOUND SEALED  YES  NO

METER NO. 33863912  
SEAL NO. \_\_\_\_\_

NEW METER INFORMATION

SIZE OF METER/MAKE 5/8, E-Coder  
METER READING: \_\_\_\_\_



METER NO. \_\_\_\_\_  
SEAL NO. 13585

METER INSTALLED  Y  N METER SEALED  Y  N MIU WORKING  Y  N

NEW MIU NO. \_\_\_\_\_ MIU READING \_\_\_\_\_

COMMENTS/PROBLEMS WITH JOB: No Leaks at this time.  
AKR we 6/6/14

Customer's Comments: \_\_\_\_\_  
Customer's Initials: \_\_\_\_\_  
Time Job Completed 11:30 Utility Mechanic's Signature Paul B

ACCOUNT INFORMATION

Address: 708 Willett Ave Acct No.: 543-575  
Original Service Install Date: 11-27-1946 Fire Acct No.:  
New Service Date: \_\_\_\_\_ M/B/P: 5/12/20/00/00

Discontinued: \_\_\_\_\_

HOUSE BUILT - 1934

SERVICE INFORMATION

Service Water Break Date: \_\_\_\_\_ Revamp Service Date: \_\_\_\_\_  
Service Type: Copper  Brass  Poly  Cast Iron \_\_\_\_\_ Ductile Iron \_\_\_\_\_ Cast Iron Cement Lined \_\_\_\_\_  
Service Size: 3/4"  1"  1 1/2"  2"  4"  6"  8"  10"  
Service Length: 32' Feet  
Ball Valve  Gate Valve \_\_\_\_\_ Service Valve Size: 3/4" \_\_\_\_\_ 1/2" x 1" \_\_\_\_\_ 1"  1 1/4"  
1 1/2" \_\_\_\_\_ 2" \_\_\_\_\_ 4" \_\_\_\_\_ 6" \_\_\_\_\_ 8" \_\_\_\_\_ 10" \_\_\_\_\_  
Corp. Size: 5/8" \_\_\_\_\_ 3/4"  1" \_\_\_\_\_ 1 1/4" \_\_\_\_\_ 1 1/2" \_\_\_\_\_ 2"  
Main Size: 2" \_\_\_\_\_ 4" \_\_\_\_\_ 6"  8"  10" \_\_\_\_\_ 12" \_\_\_\_\_ 14" \_\_\_\_\_ 16" \_\_\_\_\_ 20"  
Depth of Main: 4' Feet 6 inches Depth of Service: \_\_\_\_\_

Depth of Valve: \_\_\_\_\_  
New Service Valve Installed Date: 4-28-1983 Size: 3/4" \_\_\_\_\_ 1/2" x 1" \_\_\_\_\_ 1"  1 1/4"  
1 1/2" \_\_\_\_\_ 2" \_\_\_\_\_

Customer Side Service Information: \_\_\_\_\_

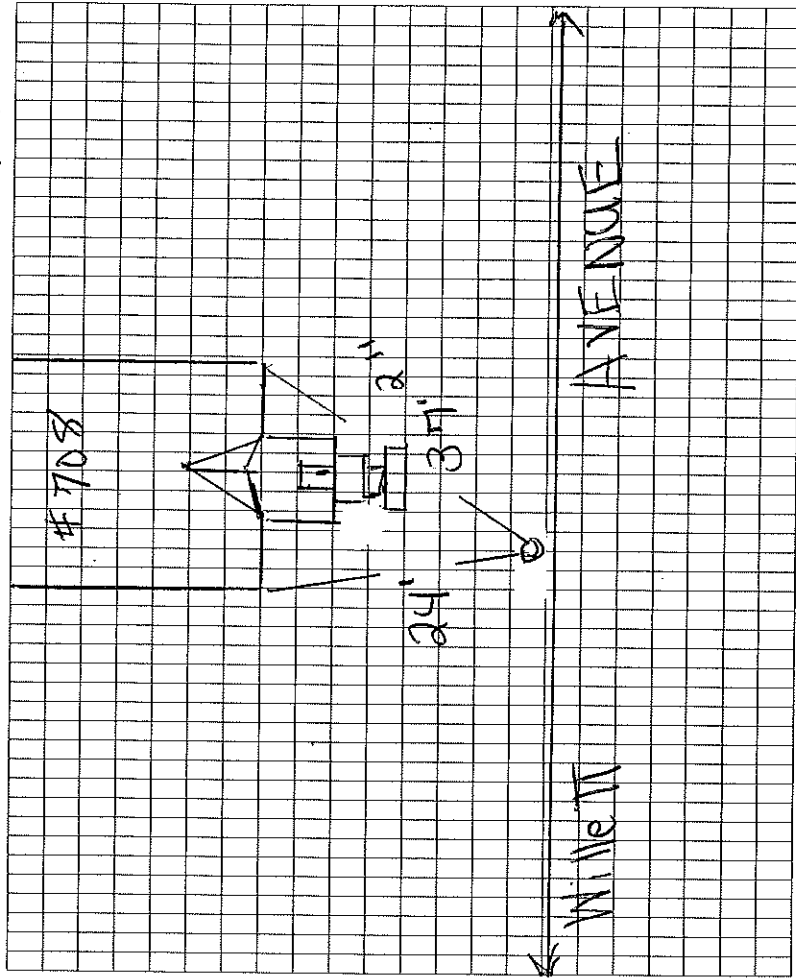
Fire Service Installation Date: \_\_\_\_\_  
Length/Size/Depth of Fire Service: \_\_\_\_\_  
Tapped Main Size: 6" \_\_\_\_\_ 8" \_\_\_\_\_ 10" \_\_\_\_\_ 12" \_\_\_\_\_ 14" \_\_\_\_\_ 16" \_\_\_\_\_ 20"  
Valve Make: \_\_\_\_\_ Type: \_\_\_\_\_ Year: \_\_\_\_\_

Comments: ON 12-11-1983 contractor pulled corporation  
Replaced 5/8" corp with \_\_\_\_\_ corp.

SERVICE ADDRESS: 708 Willett Ave

Date Drawn: 3-30-2021

Drawn By: C.A.W



ACCOUNT INFORMATION

Address: 714 WILLET AV. Acct No.: 543-570  
Original Service Install Date: 1934 Fire Acct No.:  
New Service Date: M/B/P: 512-20-003.00

Discontinued: \_\_\_\_\_

SERVICE INFORMATION

Service Water Break Date: \_\_\_\_\_ Revamp Service Date: 06/06/1946  
Service Type: Copper  Brass  Poly  Cast Iron \_\_\_\_\_ Ductile Iron \_\_\_\_\_ Cast Iron Cement Lined \_\_\_\_\_  
Service Size: 3/4"  1"  1 1/4"  1 1/2"  2"  4"  6"  8"  10" \_\_\_\_\_  
Service Length: 32'

Ball Valve  Gate Valve \_\_\_\_\_ Service Valve Size: 3/4" \_\_\_\_\_ 1/2" x 1" \_\_\_\_\_ 1" \_\_\_\_\_ 1 1/4" \_\_\_\_\_  
1 1/2" \_\_\_\_\_ 2" \_\_\_\_\_ 4" \_\_\_\_\_ 6" \_\_\_\_\_ 8" \_\_\_\_\_ 10" \_\_\_\_\_  
Corp. Size: 5/8"  3/4"  1/2" \_\_\_\_\_ 1/4" \_\_\_\_\_ 1 1/2" \_\_\_\_\_ 2" \_\_\_\_\_  
Main Size: 2" \_\_\_\_\_ 4" \_\_\_\_\_ 6" \_\_\_\_\_ 8"  10" \_\_\_\_\_ 12" \_\_\_\_\_ 14" \_\_\_\_\_ 16" \_\_\_\_\_ 20" \_\_\_\_\_

Depth of Main: \_\_\_\_\_ Depth of Service: \_\_\_\_\_

Depth of Valve: \_\_\_\_\_

New Service Valve Installed Date: 05/26/2004 Size: 3/4"  1/2" x 1" \_\_\_\_\_ 1" \_\_\_\_\_ 1 1/4" \_\_\_\_\_  
1 1/2" \_\_\_\_\_ 2" \_\_\_\_\_

Customer Side Service Information 3/4" COPPER

Fire Service Installation Date: \_\_\_\_\_

Length/Size/Depth of Fire Service \_\_\_\_\_

Tapped Main Size: 6" \_\_\_\_\_ 8" \_\_\_\_\_ 10" \_\_\_\_\_ 12" \_\_\_\_\_ 14" \_\_\_\_\_ 16" \_\_\_\_\_ 20" \_\_\_\_\_

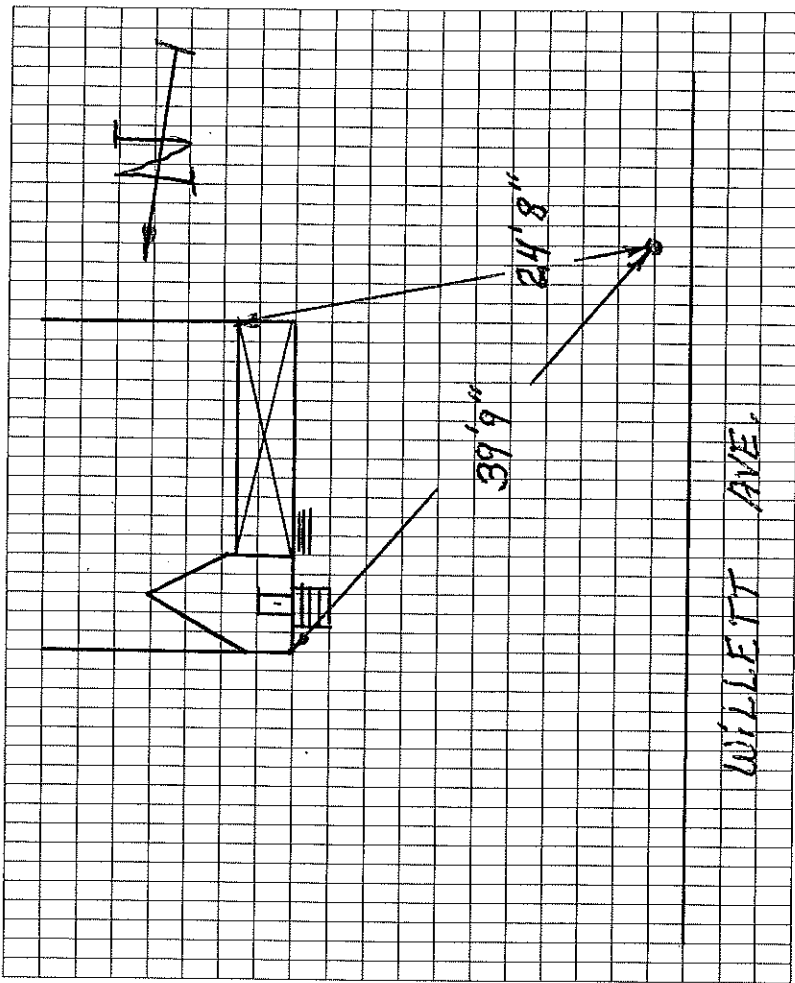
Valve Make: \_\_\_\_\_ Type: \_\_\_\_\_ Year: \_\_\_\_\_

Comments: \_\_\_\_\_

SERVICE ADDRESS: 714 WILLET AVE.

Date Drawn: 04/07/2022

Drawn By: A. COLE



ACCOUNT INFORMATION

Address: 732 Willett Ave Acct No.: 543-560

Original Service Install Date: 1950 Fire Acct No.:

New Service Date: \_\_\_\_\_ M/B/P: 512/20/006/00

Discontinued: \_\_\_\_\_

SERVICE INFORMATION

Service Water Break Date: \_\_\_\_\_ Revamp Service Date: \_\_\_\_\_

Service Type: Copper \_\_\_\_\_ Brass \_\_\_\_\_ Poly \_\_\_\_\_ Cast Iron \_\_\_\_\_ Ductile Iron \_\_\_\_\_ Cast Iron Cement Lined \_\_\_\_\_

Service Size: 3/4" \_\_\_\_\_ 1" \_\_\_\_\_ 1 1/2" \_\_\_\_\_ 2" \_\_\_\_\_ 4" \_\_\_\_\_ 6" \_\_\_\_\_ 8" \_\_\_\_\_ 10" \_\_\_\_\_

Service Length: \_\_\_\_\_

Ball Valve \_\_\_\_\_ Gate Valve \_\_\_\_\_ Service Valve Size: 3/4" \_\_\_\_\_ 1/2" x 1" \_\_\_\_\_ 1" \_\_\_\_\_ 1 1/4" \_\_\_\_\_

1 1/2" \_\_\_\_\_ 2" \_\_\_\_\_ 4" \_\_\_\_\_ 6" \_\_\_\_\_ 8" \_\_\_\_\_ 10" \_\_\_\_\_

Corp. Size: 5/8" \_\_\_\_\_ 3/4" \_\_\_\_\_ 1" \_\_\_\_\_ 1 1/4" \_\_\_\_\_ 1 1/2" \_\_\_\_\_ 2" \_\_\_\_\_

Main Size: 2" \_\_\_\_\_ 4" \_\_\_\_\_ 6" \_\_\_\_\_ 8" \_\_\_\_\_ 10" \_\_\_\_\_ 12" \_\_\_\_\_ 14" \_\_\_\_\_ 16" \_\_\_\_\_ 20" \_\_\_\_\_

Depth of Main: \_\_\_\_\_ Depth of Service: \_\_\_\_\_

Depth of Valve: \_\_\_\_\_

New Service Valve Installed Date: \_\_\_\_\_ Size: 3/4" \_\_\_\_\_ 1/2" x 1" \_\_\_\_\_ 1" \_\_\_\_\_ 1 1/4" \_\_\_\_\_

Customer Side Service Information \_\_\_\_\_

Fire Service Installation Date: \_\_\_\_\_

Length/Size/Depth of Fire Service \_\_\_\_\_

Tapped Main Size: 6" \_\_\_\_\_ 8" \_\_\_\_\_ 10" \_\_\_\_\_ 12" \_\_\_\_\_ 14" \_\_\_\_\_ 16" \_\_\_\_\_ 20" \_\_\_\_\_

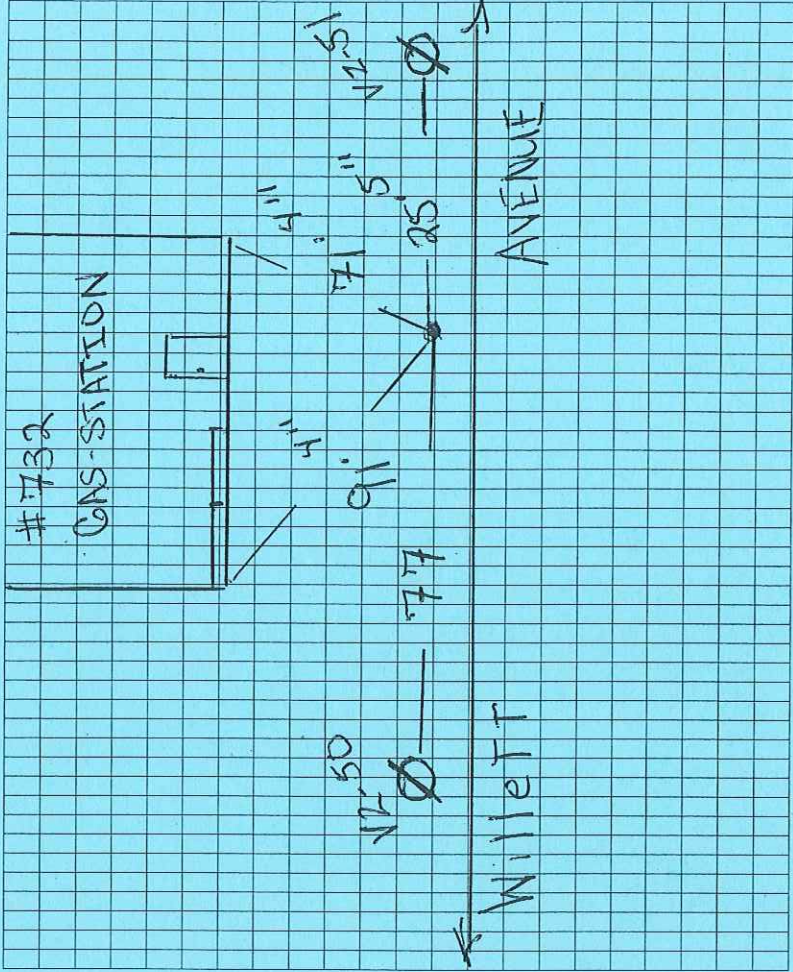
Valve Make: \_\_\_\_\_ Type: \_\_\_\_\_ Year: \_\_\_\_\_

Comments: Repaired leak on 3-24-1969

SERVICE ADDRESS: 732 Willett Ave

Date Drawn: 4-1-2021

Drawn By: C.A.W



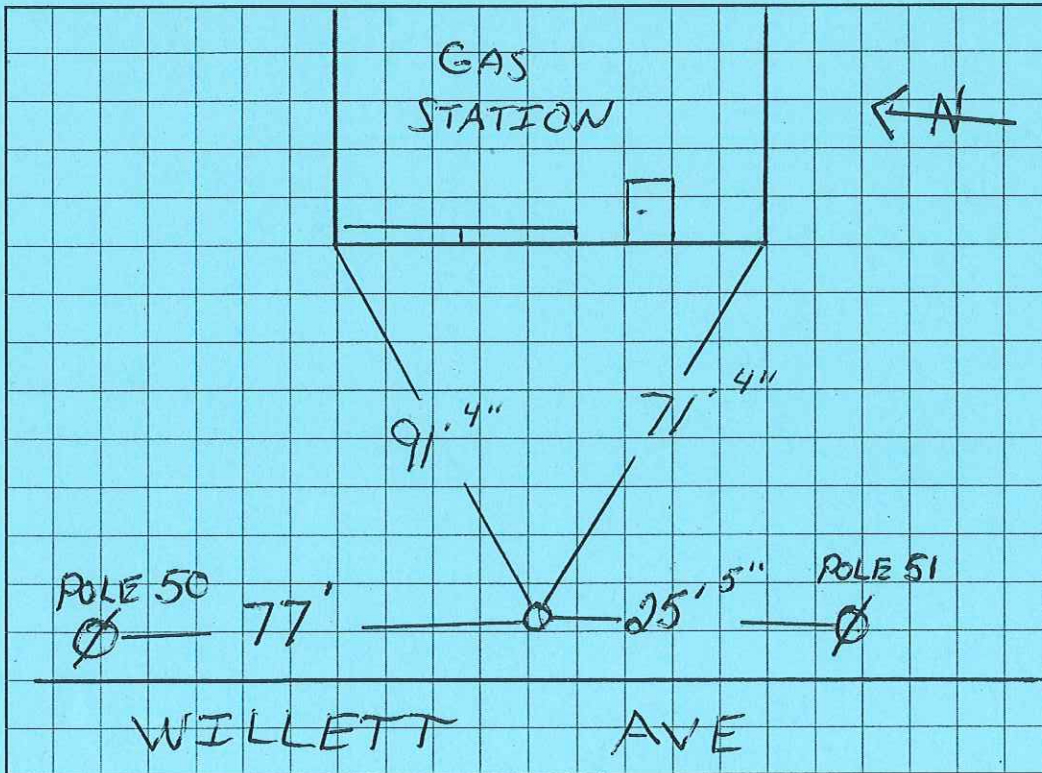
**ACCOUNT INFORMATION**

Address: 732 Willett Ave. Service Code: 543-560  
 Original Ser. Install Date: 1950 Fire Code: \_\_\_\_\_  
 Deduct Code: \_\_\_\_\_  
 MBP: 512-20-006.00

**SERVICE INFORMATION**

Installation Date \_\_\_\_\_ Service Type: Copper \_\_\_ Brass \_\_\_ Poly \_\_\_ Iron \_\_\_  
 Service Size: 3/4" \_\_\_ 1" \_\_\_ 2" \_\_\_ Service Length: \_\_\_\_\_  
 Curb Stop \_\_\_ Gate Valve \_\_\_ Service Valve Size: 3/4" \_\_\_ 1" \_\_\_ 2" \_\_\_  
 Corp. Size: 5/8" \_\_\_ 3/4" \_\_\_ 1" \_\_\_ 2" \_\_\_ Main Size: 2" \_\_\_ 4" \_\_\_ 6" \_\_\_ 8"  10" \_\_\_ 12" \_\_\_ 14" \_\_\_ 16" \_\_\_  
 Depth of Main: \_\_\_\_\_ Depth of Service Valve: \_\_\_\_\_  
 New Service Valve Installed Date: \_\_\_\_\_ Size: 3/4" \_\_\_ 1" \_\_\_ 2" \_\_\_  
 Customer Side Service Information: 8/10/2021 - REPAIR MADE ON 3/4" COPPER  
 Fire Service Installation Date: \_\_\_\_\_ Size: \_\_\_\_\_ Depth: \_\_\_\_\_  
 Tapped Main Size: 6" \_\_\_ 8" \_\_\_ 10" \_\_\_ 12" \_\_\_ 14" \_\_\_ 16" \_\_\_  
 Valve Make: \_\_\_\_\_ Type: \_\_\_\_\_ Year: \_\_\_\_\_  
 Comments: REPAIRED LEAK ON 03/24/1969

**SERVICE LOCATION INFORMATION (NTS)**



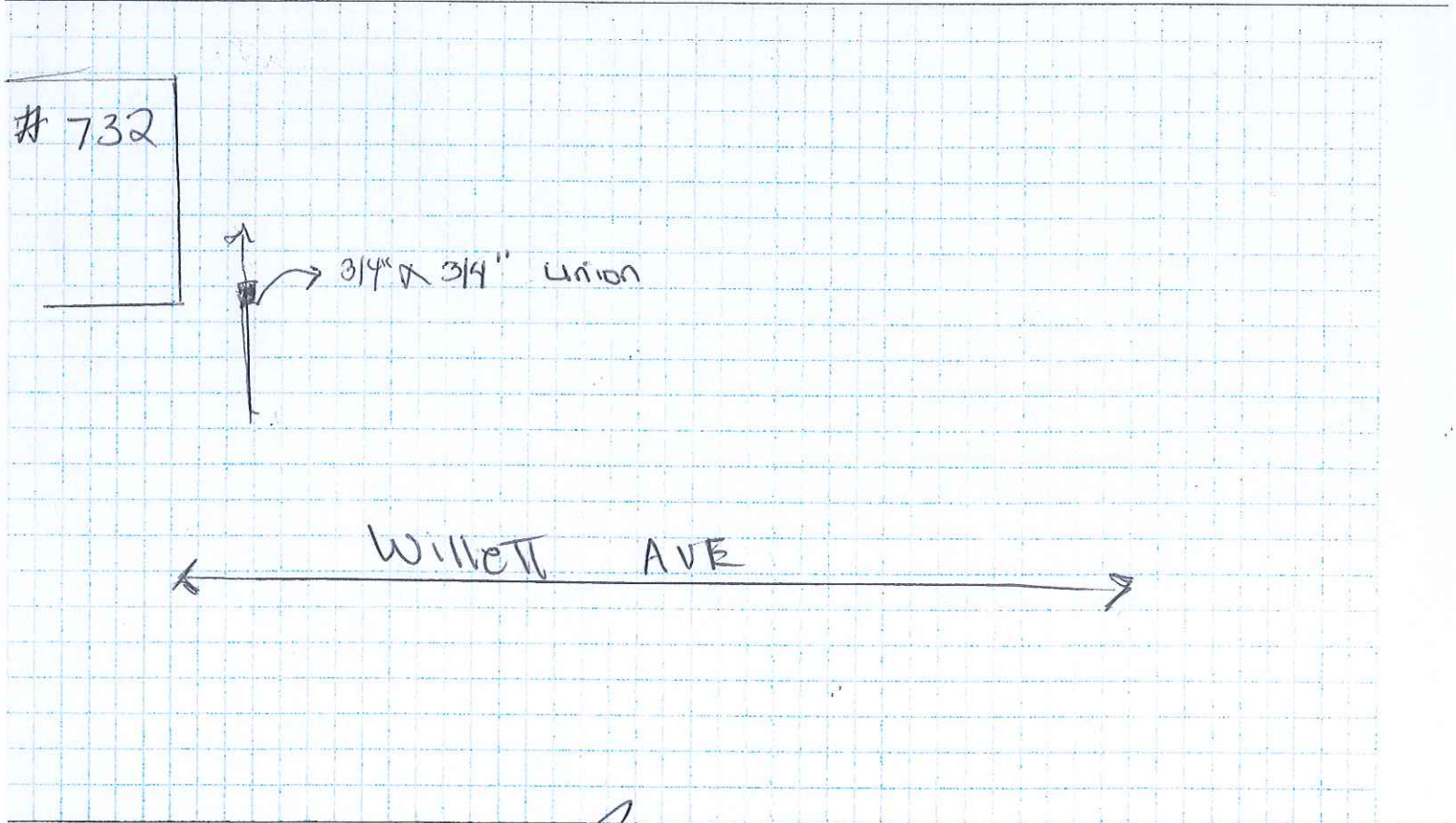


**CITY OF EAST PROVIDENCE**  
**WATER UTILITIES DIVISION**  
**INSPECTORS WORK ORDER**  
**Inspection Sheet**



Assigned to:	C. Weeden	Date:	8-10-2021	By:	ZACK
Property Address:	732 Willett Ave				
Task:	Inspection of water line repair				
Start Date:	8-10-2021	Time:	1:25 pm	Finish Date:	8-10-2021
				Time:	1:35 pm
Finding Comments:	Repair on line is fine				

Contact Person \_\_\_\_\_ Phone # \_\_\_\_\_



Completed By:	<i>Clayton Weeden</i>				
Map/Records Updated:	Yes: <input checked="" type="checkbox"/>	Jan	No: <input type="checkbox"/>		
Reviewed By:		Needs Follow up Work		Describe	
Filed By:		Work Completed?			

ACCOUNT INFORMATION

Address: 741 WILLET AV. Acct No.: 543-385

Original Service Install Date: 01-24-1960 Fire Acct No.:

New Service Date: \_\_\_\_\_ M/B/P: 512-22-055.00

Discontinued: \_\_\_\_\_

SERVICE INFORMATION

Service Water Break Date: \_\_\_\_\_ Revamp Service Date: \_\_\_\_\_

Service Type: Copper \_\_\_\_\_ Brass \_\_\_\_\_ Poly \_\_\_\_\_ Iron  Ductile Iron \_\_\_\_\_ Cast Iron Cement Lined \_\_\_\_\_

Service Size: 3/4" \_\_\_\_\_ 1" \_\_\_\_\_ 1 1/4" \_\_\_\_\_ 1 1/2" \_\_\_\_\_ 2"  4" \_\_\_\_\_ 6" \_\_\_\_\_ 8" \_\_\_\_\_ 10" \_\_\_\_\_

Service Length: 7'

Ball Valve \_\_\_\_\_ Gate Valve  Service Valve Size: 3/4" \_\_\_\_\_ 1" \_\_\_\_\_ 1 1/4" \_\_\_\_\_ 1 1/2" \_\_\_\_\_ 2" \_\_\_\_\_

1 1/2" \_\_\_\_\_ 2"  4" \_\_\_\_\_ 6" \_\_\_\_\_ 8" \_\_\_\_\_ 10" \_\_\_\_\_

Corp. Size: 5/8" \_\_\_\_\_ 3/4" \_\_\_\_\_ 1" \_\_\_\_\_ 1 1/4" \_\_\_\_\_ 1 1/2"  2" \_\_\_\_\_

Main Size: 2" \_\_\_\_\_ 4" \_\_\_\_\_ 6" \_\_\_\_\_ 8"  10" \_\_\_\_\_ 12" \_\_\_\_\_ 14" \_\_\_\_\_ 16" \_\_\_\_\_ 20" \_\_\_\_\_

Depth of Main: \_\_\_\_\_ Depth of Service: \_\_\_\_\_

Depth of Valve: \_\_\_\_\_

New Service Valve Installed Date: \_\_\_\_\_ Size: 3/4" \_\_\_\_\_ 1" \_\_\_\_\_ 1 1/4" \_\_\_\_\_

1 1/2" \_\_\_\_\_ 2" \_\_\_\_\_

Customer Side Service Information \_\_\_\_\_

Fire Service Installation Date: \_\_\_\_\_

Length/Size/Depth of Fire Service \_\_\_\_\_

Tapped Main Size: 6" \_\_\_\_\_ 8" \_\_\_\_\_ 10" \_\_\_\_\_ 12" \_\_\_\_\_ 14" \_\_\_\_\_ 16" \_\_\_\_\_ 20" \_\_\_\_\_

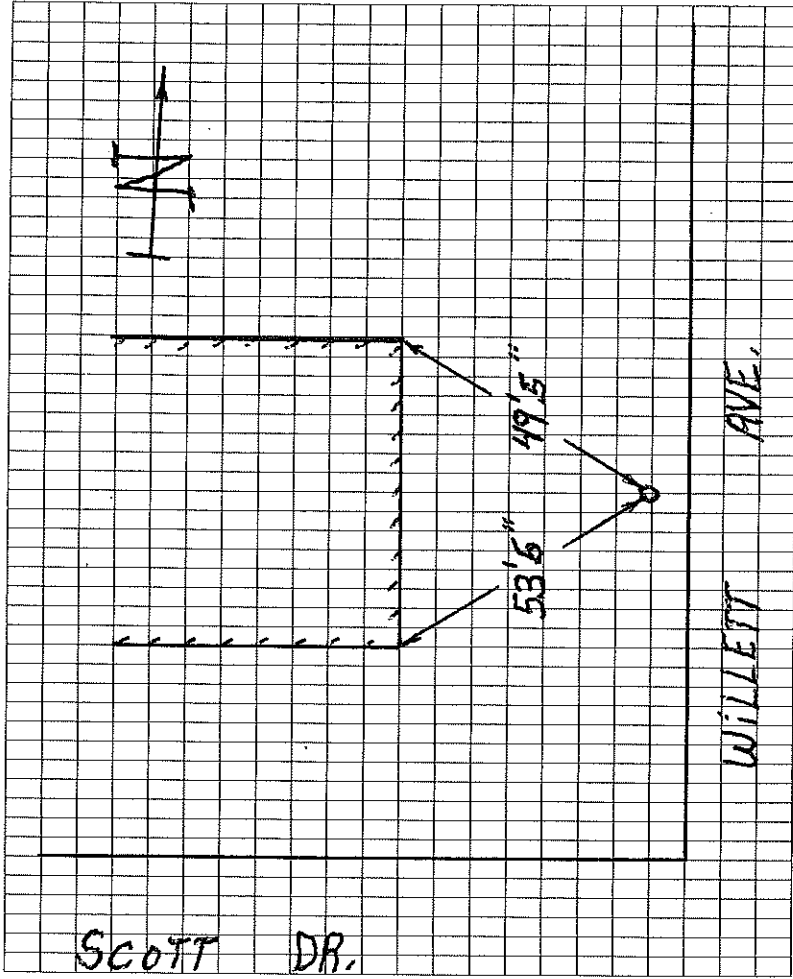
Valve Make: \_\_\_\_\_ Type: \_\_\_\_\_ Year: \_\_\_\_\_

Comments: \_\_\_\_\_

SERVICE ADDRESS: 741 WILLET AV.

Date Drawn: 04/06/2022

Drawn By: A. COLE



ACCOUNT INFORMATION

Address: 786 Willett Ave Acct No.: 546-355  
Original Service Install Date: 5-17-1946 Fire Acct No.:  
New Service Date: \_\_\_\_\_ M/B/P: 512/21/002/00

Discontinued: \_\_\_\_\_

HOUSE BUILT - 1924

SERVICE INFORMATION

Service Water Break Date: \_\_\_\_\_ Revamp Service Date: \_\_\_\_\_  
Service Type: Copper  Brass  Poly  Cast Iron  Ductile Iron  Cast Iron Cement Lined  
Service Size: 3/4"  1"  1 1/4"  2"  4"  6"  8"  10"  
Service Length: 31 Feet  
Ball Valve  Gate Valve  Service Valve Size: 3/4"  1"  1 1/4"  
1 1/2"  2"  4"  6"  8"  10"  
Corp. Size: 5/8"  3/4"  1"  1 1/4"  1 1/2"  2"  
Main Size: 2"  4"  6"  8"  10"  12"  14"  16"  20"

Depth of Main: \_\_\_\_\_ Depth of Service: \_\_\_\_\_  
Depth of Valve: \_\_\_\_\_  
New Service Valve Installed Date: \_\_\_\_\_ Size: 3/4"  1"  1 1/4"  
1 1/2"  2"

Customer Side Service Information \_\_\_\_\_

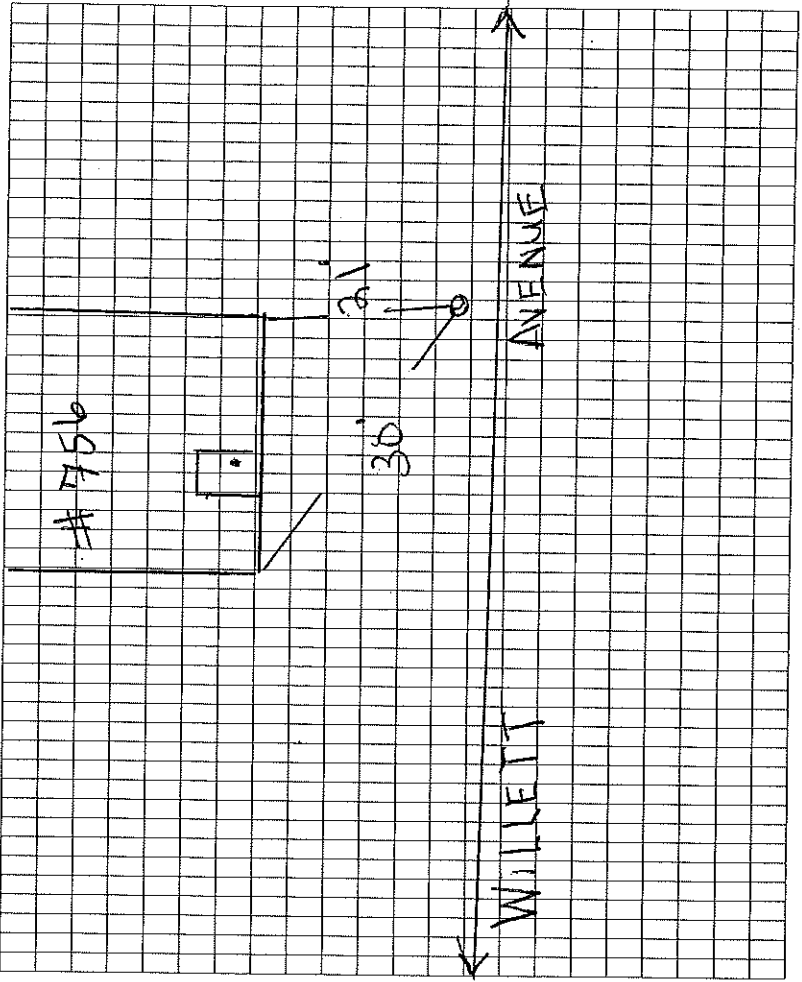
Fire Service Installation Date: \_\_\_\_\_  
Length/Size/Depth of Fire Service \_\_\_\_\_  
Tapped Main Size: 6"  8"  10"  12"  14"  16"  20"  
Valve Make: \_\_\_\_\_ Type: \_\_\_\_\_ Year: \_\_\_\_\_

Comments: \_\_\_\_\_

SERVICE ADDRESS: 756 Willett Ave

Date Drawn: 4-1-2021

Drawn By: C.A.W





ACCOUNT INFORMATION

Address: 760 WILLETT AVE Acct No.: 546-360  
 Original Service Install Date: 6-28-1946 Fire Acct No.:  
 New Service Date: M/B/P: 512/21003/06

Discontinued:

HOUSE BUILT - 1924

SERVICE INFORMATION

Service Water Break Date: Revamp Service Date:  
 Service Type: Copper  Brass  Poly  Cast Iron  Ductile Iron  Cast Iron Cement Lined   
 Service Size: 3/4"  1"  1 1/2"  2"  4"  6"  8"  10"  
 Service Length: 32' Feet  
 Ball Valve  Gate Valve  Service Valve Size: 3/4"  1"  1 1/2"   
 1 1/2"  2"  4"  6"  8"  10"  
 Corp. Size: 5/8"  3/4"  1"  1 1/2"  2"  
 Main Size: 2"  4"  6"  8"  10"  12"  14"  16"  20"  
 Depth of Main: \_\_\_\_\_ Depth of Service: \_\_\_\_\_  
 Depth of Valve: \_\_\_\_\_  
 New Service Valve Installed Date: \_\_\_\_\_ Size: 3/4"  1"  1 1/2"  
 1 1/2"  2" \_\_\_\_\_

Customer Side Service Information

Fire Service Installation Date:

Length/Size/Depth of Fire Service

Tapped Main Size: 6"  8"  10"  12"  14"  16"  20"

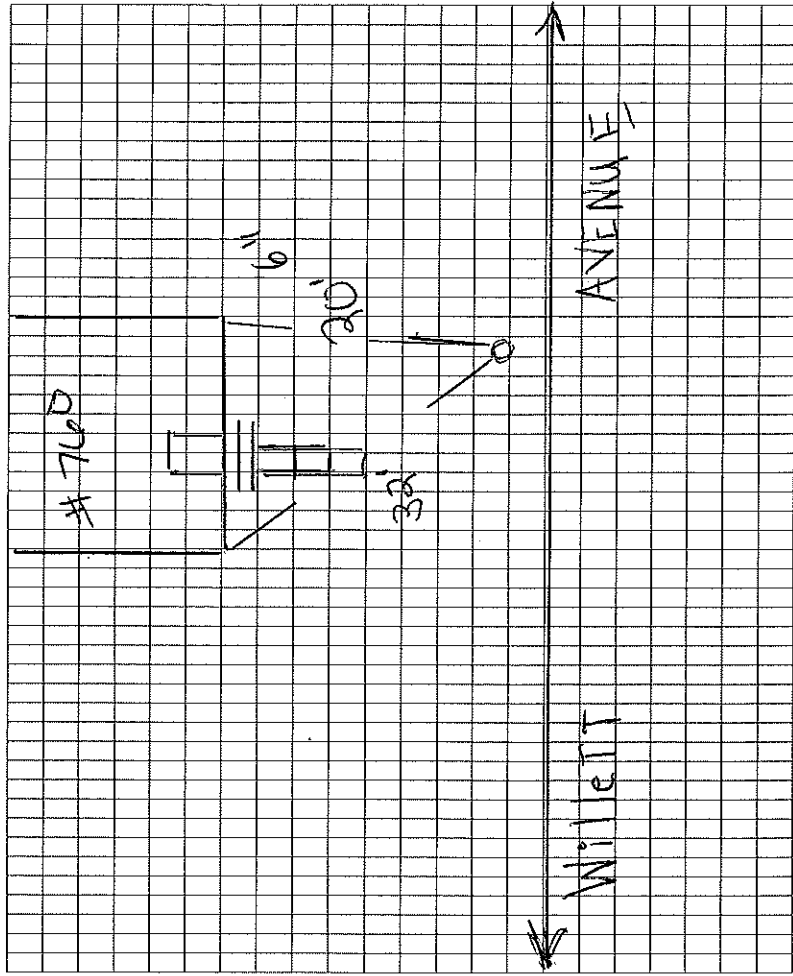
Valve Make: \_\_\_\_\_ Type: \_\_\_\_\_ Year: \_\_\_\_\_

Comments:

SERVICE ADDRESS: 760 WILLETT AVE

Date Drawn: 11-1-2021

Drawn By: C.A.W.



ACCOUNT INFORMATION

Address: 787 Willett Ave Acct No.: 546-185  
Original Service Install Date: 7-16-1946 Fire Acct No.:  
New Service Date: \_\_\_\_\_ M/B/P: 512/22/pac/pa  
Discontinued: \_\_\_\_\_

HOUSE BUILT - 1720

SERVICE INFORMATION

Service Water Break Date: \_\_\_\_\_ Revamp Service Date: \_\_\_\_\_  
Service Type: Copper  Brass  Poly  Cast Iron \_\_\_\_\_ Ductile Iron \_\_\_\_\_ Cast Iron Cement Lined \_\_\_\_\_  
Service Size:  $3/4"$    $1"$    $1\ 1/4"$    $1\ 1/2"$    $2"$    $4"$    $6"$    $8"$    $10"$  \_\_\_\_\_  
Service Length: 9' Feet  
Ball Valve \_\_\_\_\_ Gate Valve  Service Valve Size:  $3/4"$  \_\_\_\_\_  $1"$  \_\_\_\_\_  $1\ 1/4"$  \_\_\_\_\_  
 $1\ 1/2"$  \_\_\_\_\_  $2"$  \_\_\_\_\_  $4"$  \_\_\_\_\_  $6"$  \_\_\_\_\_  $8"$  \_\_\_\_\_  $10"$  \_\_\_\_\_  
Corp. Size:  $5/8"$  \_\_\_\_\_  $3/4"$    $1/2"$  \_\_\_\_\_  $1"$  \_\_\_\_\_  $1\ 1/4"$  \_\_\_\_\_  $1\ 1/2"$  \_\_\_\_\_  $2"$  \_\_\_\_\_  
Main Size:  $2"$  \_\_\_\_\_  $4"$  \_\_\_\_\_  $6"$  \_\_\_\_\_  $8"$    $10"$  \_\_\_\_\_  $12"$  \_\_\_\_\_  $14"$  \_\_\_\_\_  $16"$  \_\_\_\_\_  $20"$  \_\_\_\_\_  
Depth of Main: \_\_\_\_\_ Depth of Service: \_\_\_\_\_  
Depth of Valve: \_\_\_\_\_

New Service Valve Installed Date: \_\_\_\_\_ Size:  $3/4"$  \_\_\_\_\_  $1"$  \_\_\_\_\_  $1\ 1/4"$  \_\_\_\_\_  
 $1\ 1/2"$  \_\_\_\_\_  $2"$  \_\_\_\_\_

Customer Side Service Information \_\_\_\_\_

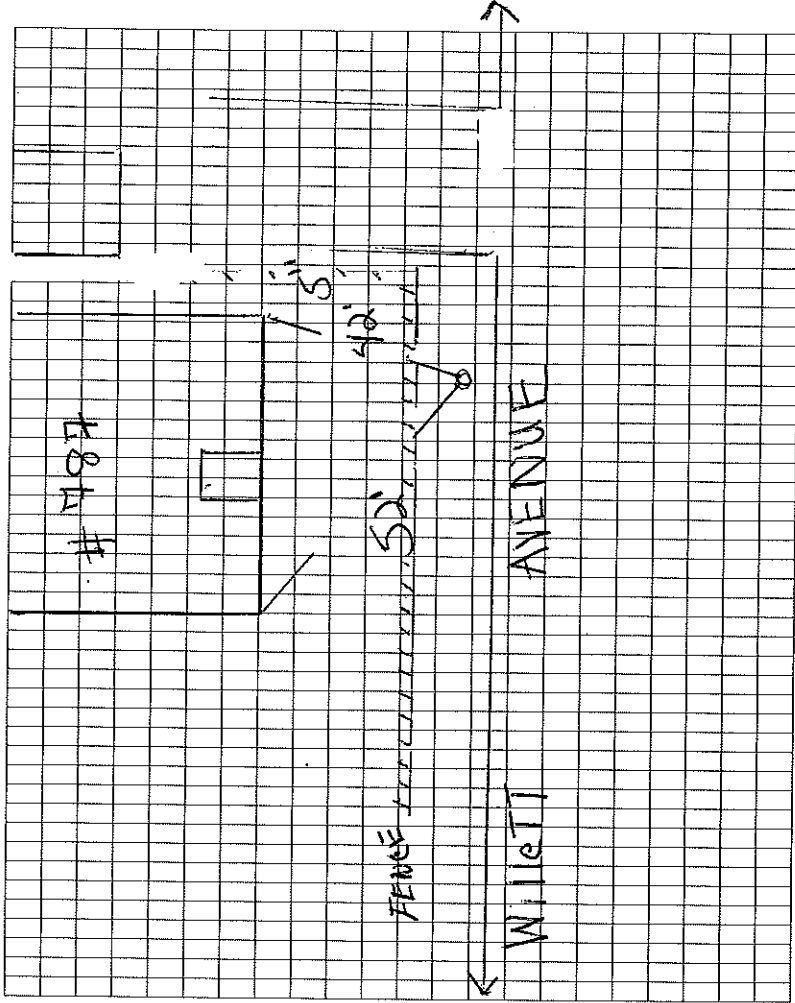
Fire Service Installation Date: \_\_\_\_\_  
Length/Size/Depth of Fire Service \_\_\_\_\_  
Tapped Main Size:  $6"$  \_\_\_\_\_  $8"$  \_\_\_\_\_  $10"$  \_\_\_\_\_  $12"$  \_\_\_\_\_  $14"$  \_\_\_\_\_  $16"$  \_\_\_\_\_  $20"$  \_\_\_\_\_  
Valve Make: \_\_\_\_\_ Type: \_\_\_\_\_ Year: \_\_\_\_\_

Comments: REPAIRED LEAK ON ~ 08/03/1983 WITH 5' 3/4" COPPER

SERVICE ADDRESS: 787 WILLETT AVE

Date Drawn: 4-5-2021

Drawn By: C.A.W



ACCOUNT INFORMATION

Address: 803 WILLETT AVE. Acct No.: 5416-005  
Original Service Install Date: 10/10/1949 Fire Acct No.: 904-610  
New Service Date: \_\_\_\_\_ M/B/P: 513-01-029.00

Discontinued: \_\_\_\_\_

HOUSE BUILT - 1920

SERVICE INFORMATION

Service Water Break Date: \_\_\_\_\_ Revamp Service Date: \_\_\_\_\_  
Service Type: Copper \_\_\_\_\_ Brass \_\_\_\_\_ Poly  Cast Iron \_\_\_\_\_ Ductile Iron \_\_\_\_\_ Cast Iron Cement Lined \_\_\_\_\_  
Service Size: 3/4" \_\_\_\_\_ 1"  1 1/4" \_\_\_\_\_ 1 1/2" \_\_\_\_\_ 2" \_\_\_\_\_ 4" \_\_\_\_\_ 6" \_\_\_\_\_ 8" \_\_\_\_\_ 10" \_\_\_\_\_  
Service Length: 23'

Ball Valve \_\_\_\_\_ Gate Valve  Service Valve Size: 3/4" \_\_\_\_\_ 1" \_\_\_\_\_ 1 1/4" \_\_\_\_\_  
1 1/2" \_\_\_\_\_ 2" \_\_\_\_\_ 4" \_\_\_\_\_ 6" \_\_\_\_\_ 8" \_\_\_\_\_ 10" \_\_\_\_\_  
Corp. Size: 5/8" \_\_\_\_\_ 3/4"  1" \_\_\_\_\_ 1 1/4" \_\_\_\_\_ 1 1/2" \_\_\_\_\_ 2" \_\_\_\_\_  
Main Size: 2" \_\_\_\_\_ 4" \_\_\_\_\_ 6"  8" \_\_\_\_\_ 10" \_\_\_\_\_ 12" \_\_\_\_\_ 14" \_\_\_\_\_ 16" \_\_\_\_\_ 20" \_\_\_\_\_

Depth of Main: \_\_\_\_\_ Depth of Service: \_\_\_\_\_  
Depth of Valve: \_\_\_\_\_  
New Service Valve Installed Date: \_\_\_\_\_ Size: 3/4" \_\_\_\_\_ 1" \_\_\_\_\_ 1 1/4" \_\_\_\_\_  
1 1/2" \_\_\_\_\_ 2" \_\_\_\_\_

Customer Side Service Information \_\_\_\_\_

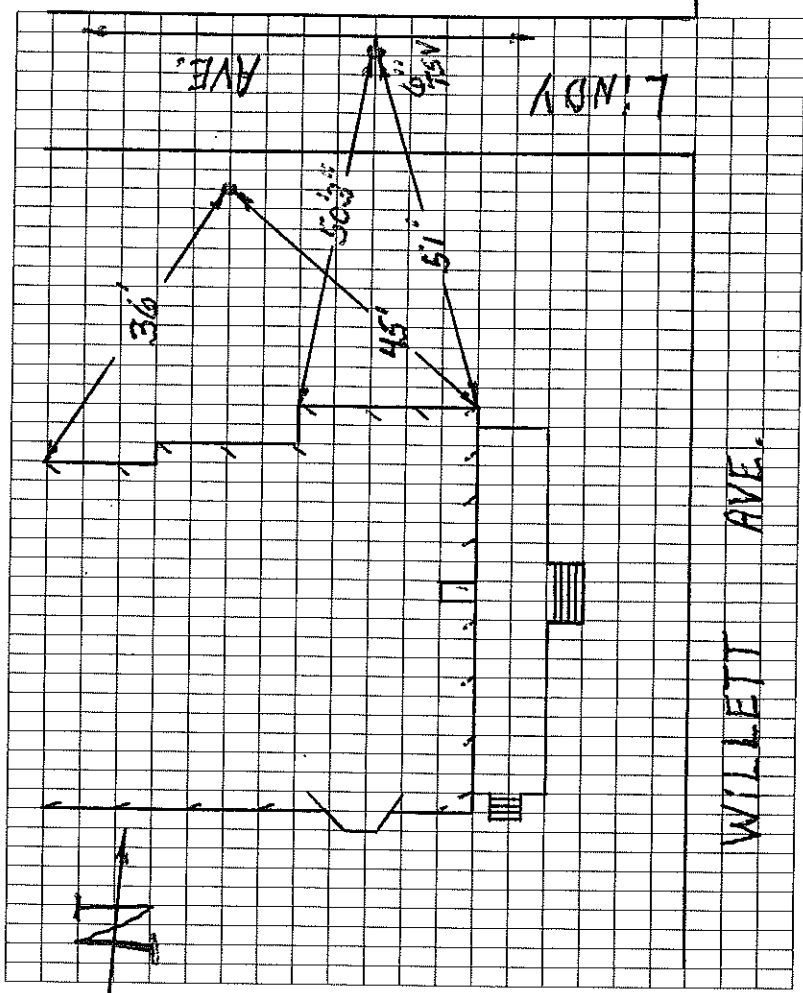
Fire Service Installation Date: 11-09-1970  
Length/Size/Depth of Fire Service: 53' OF 6" CI CL PIPE  
Tapped Main Size: 6"  8" \_\_\_\_\_ 10" \_\_\_\_\_ 12" \_\_\_\_\_ 14" \_\_\_\_\_ 16" \_\_\_\_\_ 20" \_\_\_\_\_  
Valve Make: U.S. PIPE Type: MET. PATTERN (DD) Year: 1970

Comments: \_\_\_\_\_  
SERVICED FROM LINDY AVE.

SERVICE ADDRESS: 803 WILLETT AVE.

Date Drawn: 04/07/2022

Drawn By: A. Cole



ACCOUNT INFORMATION

Address: 830 WILLET AVENUE Acct No.: 548-032  
Original Service Install Date: 1963 Fire Acct No.:  
New Service Date: M/B/P: 513/27/00190  
Discontinued:

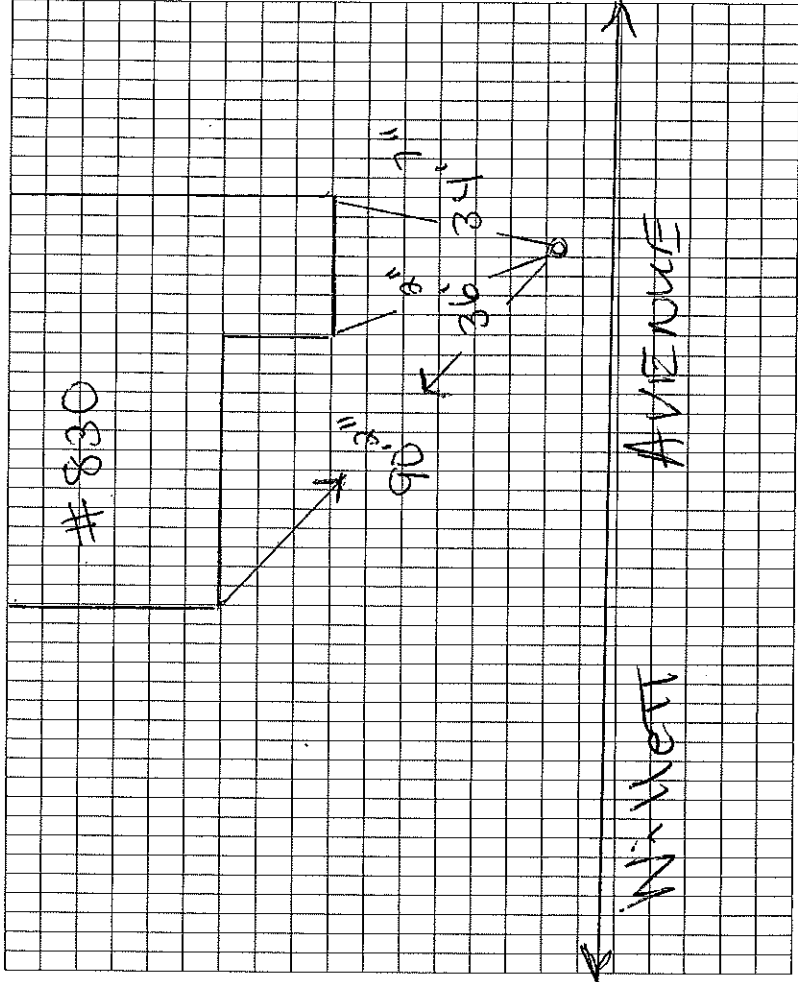
SERVICE ADDRESS: 830 WILLET AVE

SERVICE INFORMATION

Service Water Break Date: \_\_\_\_\_ Revamp Service Date: 3-13-2013  
Service Type: Copper  Brass  Poly  Cast Iron \_\_\_\_\_ Ductile Iron \_\_\_\_\_ Cast Iron Cement Lined \_\_\_\_\_  
Service Size:  $3/4"$    $1"$    $1\ 1/2"$    $2"$    $4"$    $6"$    $8"$    $10"$  \_\_\_\_\_  
Service Length: 36' FEET  
Ball Valve  Gate Valve \_\_\_\_\_ Service Valve Size:  $3/4"$  \_\_\_\_\_  $1"$  \_\_\_\_\_  $1\ 1/2"$  \_\_\_\_\_  
 $1\ 1/2"$  \_\_\_\_\_  $2"$  \_\_\_\_\_  $4"$  \_\_\_\_\_  $6"$  \_\_\_\_\_  $8"$  \_\_\_\_\_  $10"$  \_\_\_\_\_  
Corp. Size:  $5/8"$  \_\_\_\_\_  $3/4"$  \_\_\_\_\_  $1"$  \_\_\_\_\_  $1\ 1/4"$    $1\ 1/2"$  \_\_\_\_\_  $2"$  \_\_\_\_\_  
Main Size:  $2"$  \_\_\_\_\_  $4"$  \_\_\_\_\_  $6"$  \_\_\_\_\_  $8"$    $10"$  \_\_\_\_\_  $12"$  \_\_\_\_\_  $14"$  \_\_\_\_\_  $16"$  \_\_\_\_\_  $20"$  \_\_\_\_\_  
Depth of Main: 4' FEET Depth of Service: 5' FEET

Date Drawn: 4-7-2021

Drawn By: C.A.W



Depth of Valve: \_\_\_\_\_  
New Service Valve Installed Date: \_\_\_\_\_ Size:  $3/4"$  \_\_\_\_\_  $1"$  \_\_\_\_\_  $1\ 1/4"$  \_\_\_\_\_  
 $1\ 1/2"$  \_\_\_\_\_  $2"$  \_\_\_\_\_

Customer Side Service Information: 2" COPPER

Fire Service Installation Date: \_\_\_\_\_  
Length/Size/Depth of Fire Service \_\_\_\_\_  
Tapped Main Size:  $6"$  \_\_\_\_\_  $8"$  \_\_\_\_\_  $10"$  \_\_\_\_\_  $12"$  \_\_\_\_\_  $14"$  \_\_\_\_\_  $16"$  \_\_\_\_\_  $20"$  \_\_\_\_\_  
Valve Make: \_\_\_\_\_ Type: \_\_\_\_\_ Year: \_\_\_\_\_  
Comments: \_\_\_\_\_

**CITY OF EAST PROVIDENCE  
WATER UTILITIES DIVISION  
WORK ORDER/REPORT**



Assigned to:	<i>Christopher Weeden</i>	Date:	<i>March 13, 2013</i>	By:	<i>David M. Melo</i>
Work Location:	<i>830 Willett Ave</i>				
Task:	<i>Revamp service 1"</i>				
Dig Safe #	<i>20130902292</i>	Service Code:			

Evaluate situation on job site and use proper safety equipment

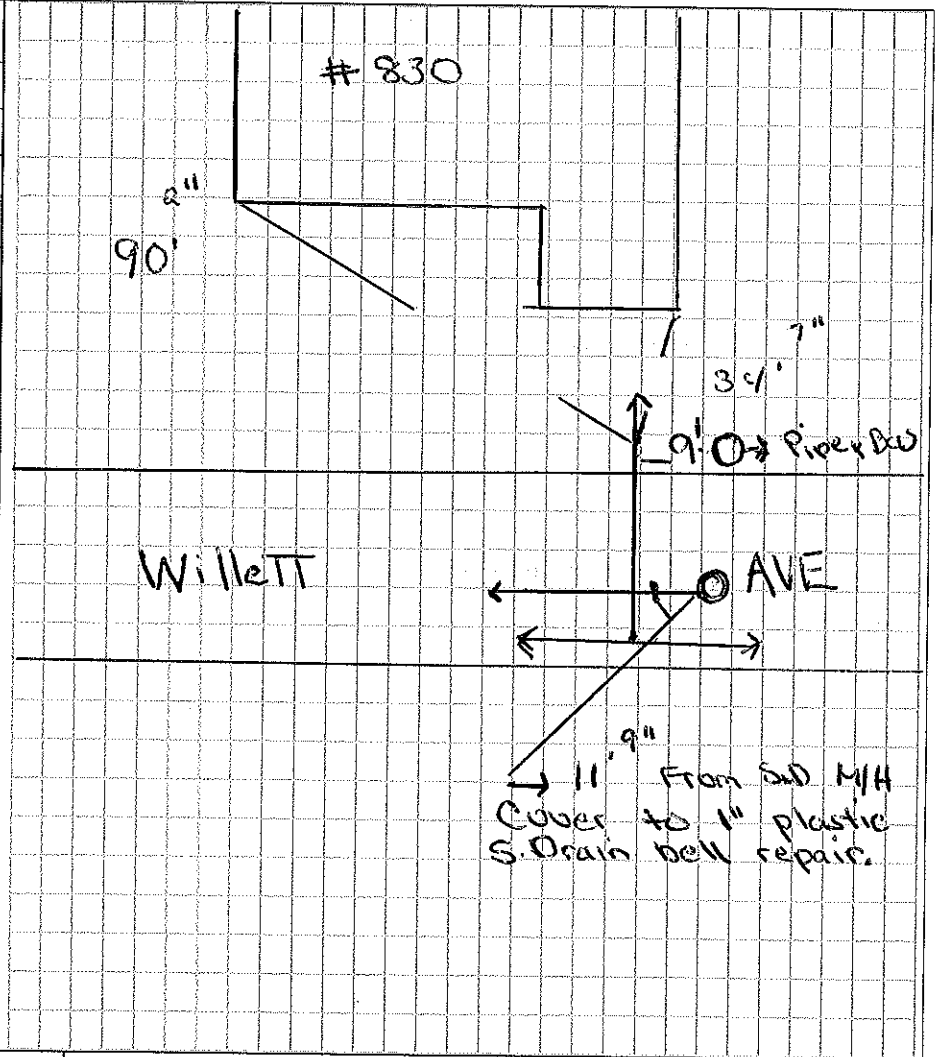
Start Date:		Time:		Finish Date:		Time:	
-------------	--	-------	--	--------------	--	-------	--

Finding Comments: *Poly 1" C.T.S From main to curb-stop 18' 9" center OF storm drain in ST to poly of 9' from C-basin in sidewalk We worked through lunch.*

Drawing:

Crew Members:	Position:	Vehicle:
<i>Christopher Weeden</i>	<i>Leadman</i>	<i>560</i>
<i>Joseph L. Almeida</i>	<i>Operator</i>	<i>563</i>
<i>Kenneth Pouliot</i>	<i>Operator</i>	<i>510</i>
<i>Gary Conrad</i>	<i>Laborer</i>	
<i>Robert Lake</i>	<i>Laborer</i>	

Inventory Used:		
Item #	Size:	Quantity:
<i>Compression FIT</i>	<i>2"x2"</i>	<i>1</i>
<i>Reducer</i>	<i>2"x1"</i>	<i>1</i>
<i>Reducer</i>	<i>1 1/4"x1"</i>	<i>1</i>
<i>V-S - gate T.P.S</i>	<i>1"</i>	<i>1</i>
<i>C-7-Cup</i>	<i>1"x1"</i>	<i>2</i>
<i>Nipple</i>	<i>1"x1"</i>	<i>1</i>
<i>S-1-T</i>		<i>"</i>
<i>S-2-B</i>		<i>"</i>
<i>S-3-R</i>		<i>"</i>
<i>S-4-C</i>		<i>"</i>
<i>36' OF 1" C.T.S Poly.</i>		



Completed By: *Christopher Weeden*

Map/Records Updated:	Yes: <input type="checkbox"/>	No: <input type="checkbox"/>	Needs Follow up Work	Describe
Reviewed By:			Work Completed?	
Filed By:				

ACCOUNT INFORMATION

Address: 860 WILLET AVENUE Acct No.: 548-165  
Original Service Install Date: 5-13-1949 Fire Acct No.: \_\_\_\_\_  
New Service Date: \_\_\_\_\_ M/B/P: 5/3/26/018/00

Discontinued: \_\_\_\_\_

HOUSE BUILT - 1925

SERVICE INFORMATION

Service Water Break Date: \_\_\_\_\_ Revamp Service Date: \_\_\_\_\_  
Service Type: Copper  Brass  Poly  Cast Iron  Ductile Iron  Cast Iron Cement Lined   
Service Size: 3/4"  1"  1 1/4"  1 1/2"  2"  4"  6"  8"  10"   
Service Length: 31' Feet  
Ball Valve  Gate Valve  Service Valve Size: 3/4"  1"  1 1/4"  1 1/2"  2"   
1 1/2"  2"  4"  6"  8"  10"   
Corp. Size: 5/8"  3/4"  1"  1 1/4"  1 1/2"  2"   
Main Size: 2"  4"  6"  8"  10"  12"  14"  16"  20"   
Depth of Main: \_\_\_\_\_ Depth of Service: \_\_\_\_\_  
Depth of Valve: \_\_\_\_\_  
New Service Valve Installed Date: \_\_\_\_\_ Size: 3/4"  1"  1 1/4"  1 1/2"  2"

Customer Side Service Information \_\_\_\_\_

Fire Service Installation Date: \_\_\_\_\_

Length/Size/Depth of Fire Service \_\_\_\_\_

Tapped Main Size: 6"  8"  10"  12"  14"  16"  20"

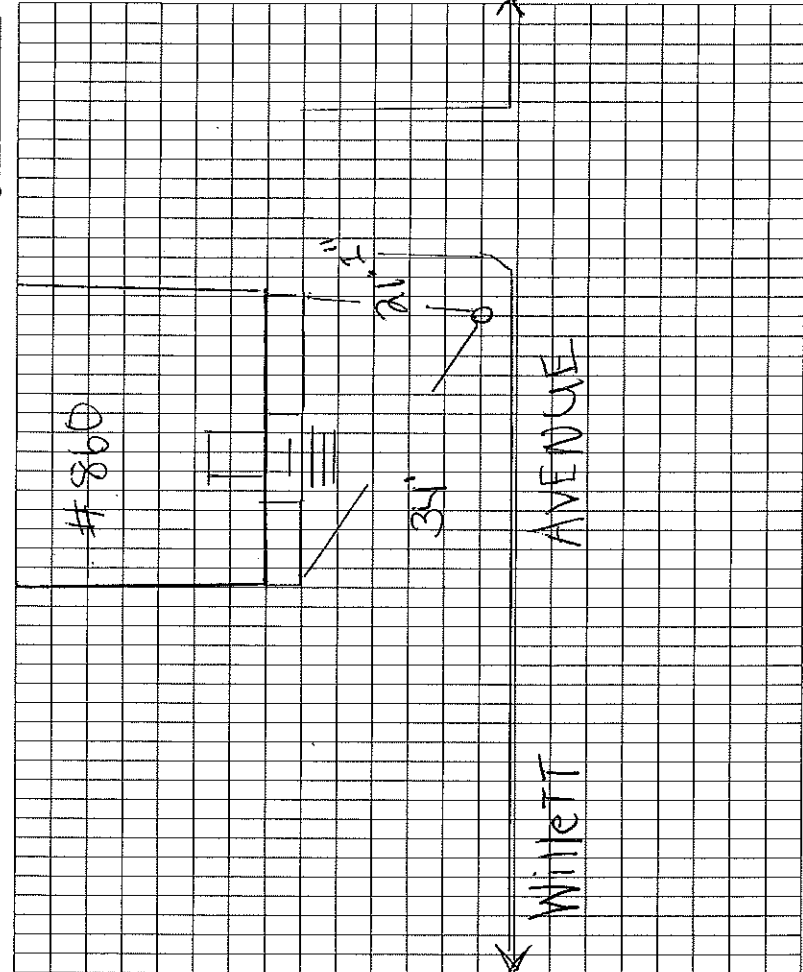
Valve Make: \_\_\_\_\_ Type: \_\_\_\_\_ Year: \_\_\_\_\_

Comments: \_\_\_\_\_

SERVICE ADDRESS: 860 WILLET AVE

Date Drawn: 4-8-2021

Drawn By: C.A.W



WILLETT

CITY OF EAST PROVIDENCE, R.I.  
WATER POLLUTION CONTROL DIVISION

DYE TEST  
REQUEST FOR LOCATION OF SANITARY SEWER CONNECTION

REQUESTED BY: MRS. JOAN PARENT (Contingent)

DATE: THU. <sup>MAY</sup> 3/90 9 AM TELEPHONE NUMBER: 437-0110

REASON FOR REQUEST: connected?

CONNECTION TO BE LOCATED

NAME: (Contingent 21)

ADDRESS: 860 WILLETT AVE

PLAT: \_\_\_\_\_ LOT: \_\_\_\_\_ TELEPHONE NUMBER: \_\_\_\_\_

LOCATED BY

NAME: G.O. / JM / GP.

MEANS USED: DYE TAB

REMARKS: CONNECTED

SKETCH:

Willet Ave # 860

ACCOUNT INFORMATION

Address: 879 WILLET AVENUE Acct No.: 548-060  
Original Service Install Date: 1980 Fire Acct No.:  
New Service Date: M/B/P: 513/1101/00  
Discontinued:

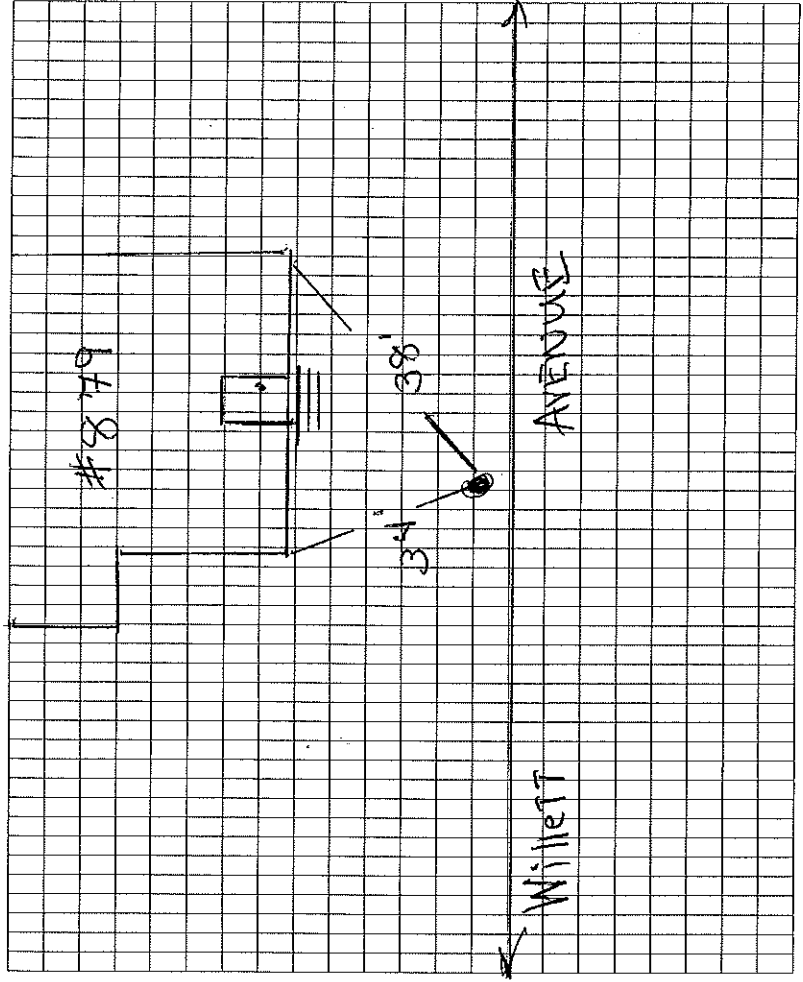
SERVICE ADDRESS: 879 WILLET AVENUE

SERVICE INFORMATION

Service Water Break Date: Revamp Service Date: 11/5/1947  
Service Type: Copper  Brass  Poly  Cast Iron  Ductile Iron  Cast Iron Cement Lined  
Service Size:  $3/4"$    $1"$    $1 1/2"$    $2"$    $4"$    $6"$    $8"$    $10"$   
Service Length: 8' Feet  
Ball Valve  Gate Valve  Service Valve Size:  $3/4"$    $1"$    $1 1/2"$    
 $1 1/2"$    $2"$    $4"$    $6"$    $8"$    $10"$    
Corp. Size:  $5/8"$    $3/4"$    $1"$    $1 1/4"$    $1 1/2"$    $2"$    
Main Size:  $2"$    $4"$    $6"$    $8"$    $10"$    $12"$    $14"$    $16"$    $20"$   
Depth of Main: \_\_\_\_\_ Depth of Service: \_\_\_\_\_  
Depth of Valve: \_\_\_\_\_  
New Service Valve Installed Date: \_\_\_\_\_ Size:  $3/4"$    $1"$    $1 1/2"$    
 $1 1/2"$    $2"$

Date Drawn: 4-8-2021

Drawn By: C.A.W



Customer Side Service Information

Fire Service Installation Date: \_\_\_\_\_  
Length/Size/Depth of Fire Service  
Tapped Main Size:  $6"$    $8"$    $10"$    $12"$    $14"$    $16"$    $20"$   
Valve Make: \_\_\_\_\_ Type: \_\_\_\_\_ Year: \_\_\_\_\_  
Comments: \_\_\_\_\_



ACCOUNT INFORMATION

Address: 886 Willett Avenue Acct No.: 548-140  
Original Service Install Date: 1947 Fire Acct No.:  
New Service Date: \_\_\_\_\_ M/B/P: SB/26/022/00  
Discontinued: \_\_\_\_\_

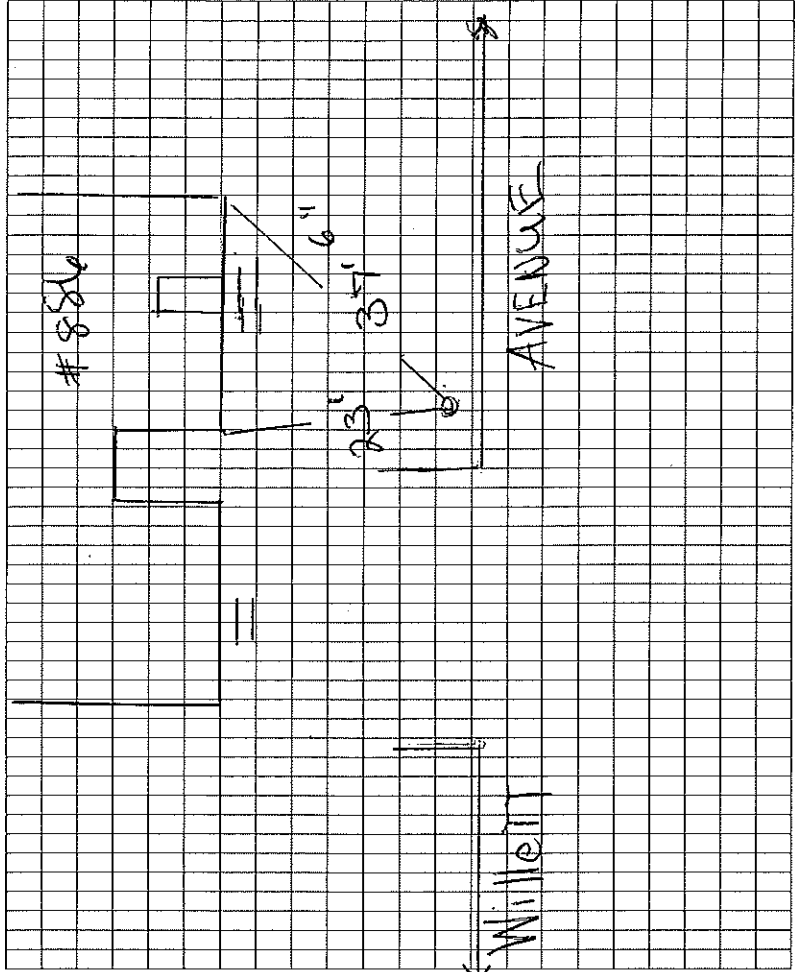
SERVICE ADDRESS: 886 Willett Ave

SERVICE INFORMATION

Service Water Break Date: \_\_\_\_\_ Revamp Service Date: \_\_\_\_\_  
Service Type: Copper  Brass  Poly  Cast Iron \_\_\_\_\_ Ductile Iron \_\_\_\_\_ Cast Iron Cement Lined \_\_\_\_\_  
Service Size: 3/4"  1"  1 1/2"  2"  4"  6"  8"  10" \_\_\_\_\_  
Service Length: 31 Feet  
Ball Valve  Gate Valve \_\_\_\_\_ Service Valve Size: 3/4"  1"  1 1/2"  2"  4"  6"  8"  10" \_\_\_\_\_  
Corp. Size: 5/8"  3/4"  1"  1 1/2"  2" \_\_\_\_\_  
Main Size: 2"  4"  6"  8"  10"  12"  14"  16"  20" \_\_\_\_\_  
Depth of Main: \_\_\_\_\_ Depth of Service: \_\_\_\_\_

Date Drawn: 4-8-2021

Drawn By: C.A.W



Depth of Valve: \_\_\_\_\_  
New Service Valve Installed Date: 5-21-2004 Size: 3/4"  1"  1 1/2"  2" \_\_\_\_\_

Customer Side Service Information: 3/4" Brass

Fire Service Installation Date: \_\_\_\_\_  
Length/Size/Depth of Fire Service

Tapped Main Size: 6"  8"  10"  12"  14"  16"  20" \_\_\_\_\_

Valve Make: \_\_\_\_\_ Type: \_\_\_\_\_ Year: \_\_\_\_\_  
Comments: Repaired service on -07-21-1968

Priority 1 2 3

CITY OF EAST PROVIDENCE  
WATER UTILITIES DIVISION  
WORK ORDER/REPORT

Assigned To George Oliver Date May 21st 2004 By D. Melo

Work Location 886 Willett Ave.

Task Change Gate

Dig Safe # \_\_\_\_\_ Service Code: \_\_\_\_\_

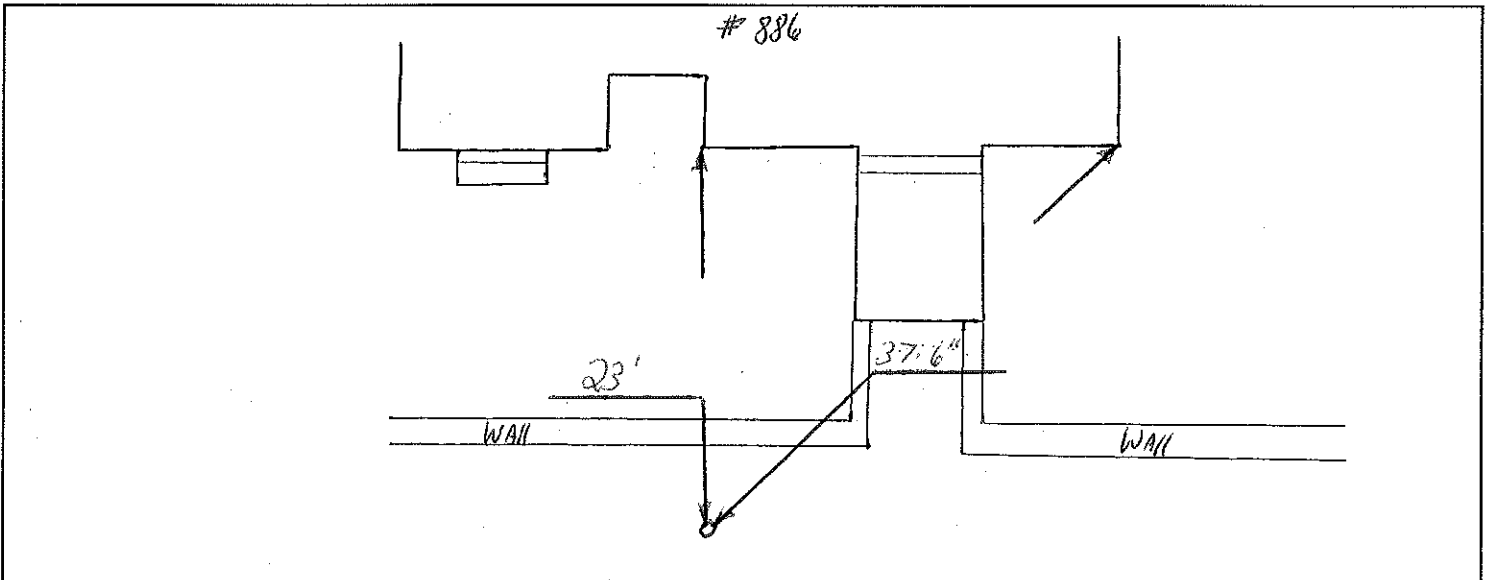
Start Date \_\_\_\_\_ Time \_\_\_\_\_ Finish Date \_\_\_\_\_ Time \_\_\_\_\_

Finding/Comments 1" red brass on our side, 3/4" brass on home owners side

Inventory Used	Item No.	Size	Quantity
	<u>V-5</u>	<u>1x1x1"</u>	<u>1</u>
	<u>C-6 cup</u>	<u>3/4x1"</u>	<u>1</u>
	<u>C-19 cup</u>	<u>3/4x3/4"</u>	<u>1</u>

Crew Members Chuck Torres  
\_\_\_\_\_  
\_\_\_\_\_

DRAWING



Completed By: G. OLIVER / A. COLE / D. MELO

Map/Records Updated  Yes  No By A. COLE 6-1-2004

Reviewed By D. MELO Needs Follow Up Work NO Describe \_\_\_\_\_  
Supervisor

Work Completed \_\_\_\_\_

Filed By \_\_\_\_\_

ACCOUNT INFORMATION

Address: 887 Willett Avenue Acct No.: 548-065  
Original Service Install Date: 4-11-1946 Fire Acct No.:  
New Service Date: \_\_\_\_\_ M/B/P: 513/11/010/00

Discontinued: \_\_\_\_\_

HOUSE BUILT - 1797

SERVICE INFORMATION

Service Water Break Date: \_\_\_\_\_ Revamp Service Date: \_\_\_\_\_

Service Type: Copper \_\_\_\_\_ Brass  Poly \_\_\_\_\_ Cast Iron \_\_\_\_\_ Ductile Iron \_\_\_\_\_ Cast Iron Cement Lined \_\_\_\_\_

Service Size: 3/4" \_\_\_\_\_ 1"  1 1/2" \_\_\_\_\_ 2" \_\_\_\_\_ 4" \_\_\_\_\_ 6" \_\_\_\_\_ 8" \_\_\_\_\_ 10" \_\_\_\_\_

Service Length: 7' FEET

Ball Valve \_\_\_\_\_ Gate Valve  Service Valve Size: 3/4" \_\_\_\_\_ 1" \_\_\_\_\_ 1 1/4" \_\_\_\_\_

1 1/2" \_\_\_\_\_ 2" \_\_\_\_\_ 4" \_\_\_\_\_ 6" \_\_\_\_\_ 8" \_\_\_\_\_ 10" \_\_\_\_\_

Corp. Size: 5/8" \_\_\_\_\_ 3/4"  1" \_\_\_\_\_ 1 1/4" \_\_\_\_\_ 1 1/2" \_\_\_\_\_ 2" \_\_\_\_\_

Main Size: 2" \_\_\_\_\_ 4" \_\_\_\_\_ 6" \_\_\_\_\_ 8"  10" \_\_\_\_\_ 12" \_\_\_\_\_ 14" \_\_\_\_\_ 16" \_\_\_\_\_ 20" \_\_\_\_\_

Depth of Main: \_\_\_\_\_ Depth of Service: \_\_\_\_\_

Depth of Valve: \_\_\_\_\_

New Service Valve Installed Date: \_\_\_\_\_ Size: 3/4" \_\_\_\_\_ 1" \_\_\_\_\_ 1 1/4" \_\_\_\_\_

1 1/2" \_\_\_\_\_ 2" \_\_\_\_\_

Customer Side Service Information \_\_\_\_\_

Fire Service Installation Date: \_\_\_\_\_

Length/Size/Depth of Fire Service \_\_\_\_\_

Tapped Main Size: 6" \_\_\_\_\_ 8" \_\_\_\_\_ 10" \_\_\_\_\_ 12" \_\_\_\_\_ 14" \_\_\_\_\_ 16" \_\_\_\_\_ 20" \_\_\_\_\_

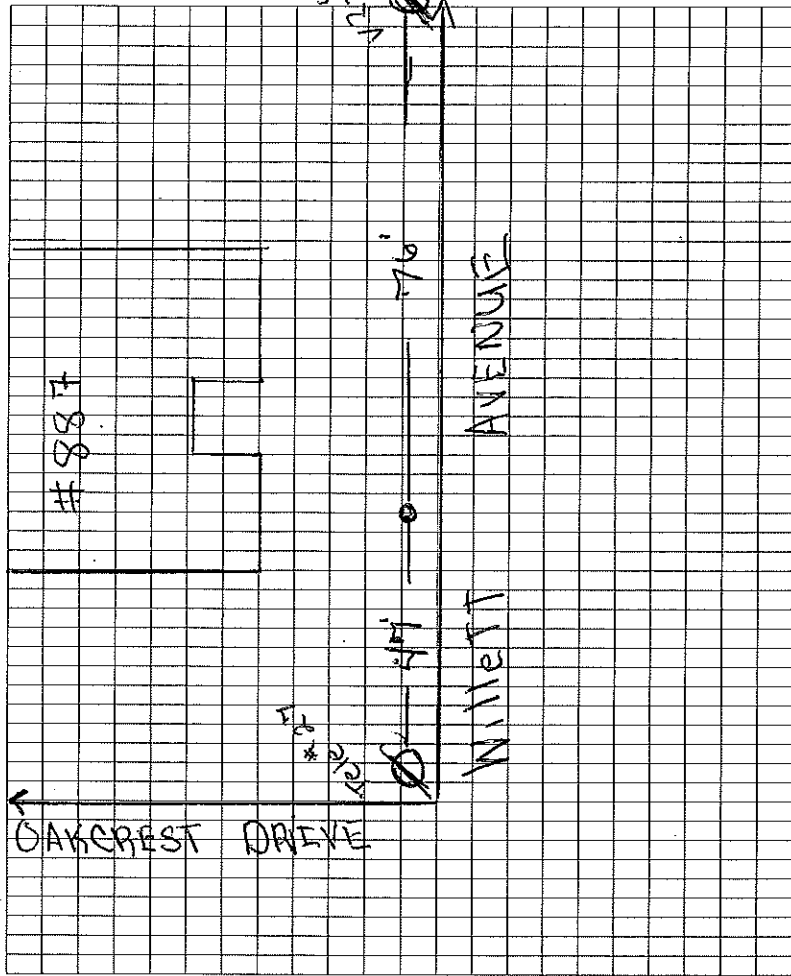
Valve Make: \_\_\_\_\_ Type: \_\_\_\_\_ Year: \_\_\_\_\_

Comments: \_\_\_\_\_

SERVICE ADDRESS: 887 WILLETT AVE

Date Drawn: 4-9-2021

Drawn By: C.A.W



ACCOUNT INFORMATION

Address: 894 Willett Avenue Acct No.: 548-135  
Original Service Install Date: 4-12-1946 Fire Acct No.:  
New Service Date: \_\_\_\_\_ M/B/P: 513/26/24/00

Discontinued: \_\_\_\_\_

HOUSE BUILT - 1930

SERVICE INFORMATION

Service Water Break Date: \_\_\_\_\_ Revamp Service Date: \_\_\_\_\_  
Service Type: Copper  Brass  Poly  Cast Iron  Ductile Iron  Cast Iron Cement Lined   
Service Size: 3/4"  1"  1 1/2"  2"  4"  6"  8"  10"   
Service Length: 32' Feet  
Ball Valve  Gate Valve  Service Valve Size: 3/4"  1"  1 1/4"  1 1/2"   
1 1/2"  2"  4"  6"  8"  10"   
Corp. Size: 5/8"  3/4"  1"  1 1/4"  1 1/2"  2"   
Main Size: 2"  4"  6"  8"  10"  12"  14"  16"  20"   
Depth of Main: \_\_\_\_\_ Depth of Service: \_\_\_\_\_  
Depth of Valve: \_\_\_\_\_  
New Service Valve Installed Date: \_\_\_\_\_ Size: 3/4"  1"  1 1/4"   
1 1/2"  2"

Customer Side Service Information \_\_\_\_\_

Fire Service Installation Date: \_\_\_\_\_

Length/Size/Depth of Fire Service \_\_\_\_\_

Tapped Main Size: 6"  8"  10"  12"  14"  16"  20"

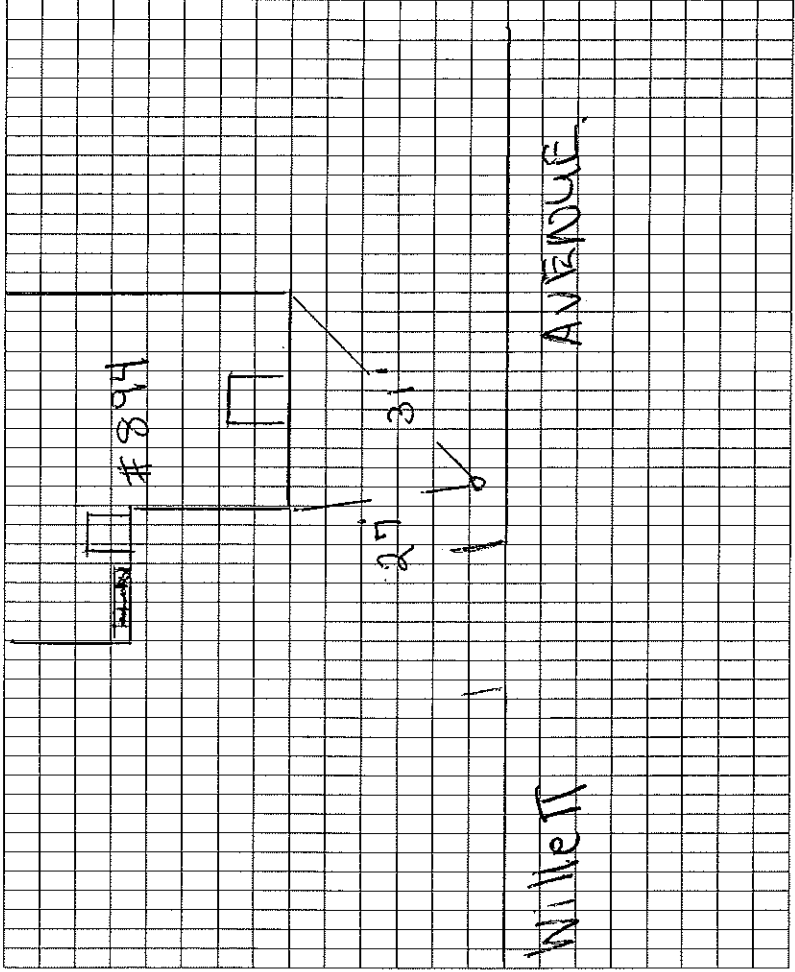
Valve Make: \_\_\_\_\_ Type: \_\_\_\_\_ Year: \_\_\_\_\_

Comments: Repaired Serv Valve on 12-20-1983  
W/15' OF 3/4" C.I.T

SERVICE ADDRESS: 894 Willett Ave

Date Drawn: 4-9-2021

Drawn By: C.A.W



ACCOUNT INFORMATION

Address: 925 WILLET AVE Acct No.: 118-403

Original Service Install Date: 1936 Fire Acct No.:

New Service Date: M/B/P: S13-23-001-00

Discontinued: \_\_\_\_\_

SERVICE ADDRESS: 925 WILLET AVE

SERVICE INFORMATION

Service Water Break Date: \_\_\_\_\_ Revamp Service Date: \_\_\_\_\_

Service Type: Copper \_\_\_ Brass \_\_\_ Poly \_\_\_ Cast Iron \_\_\_ Ductile Iron \_\_\_ Cast Iron Cement Lined \_\_\_

Service Size: 3/4" \_\_\_ 1" \_\_\_ 1 1/4" \_\_\_ 2" \_\_\_ 4" \_\_\_ 6" \_\_\_ 8" \_\_\_ 10" \_\_\_

Service Length: \_\_\_\_\_

Ball Valve \_\_\_ Gate Valve \_\_\_ Service Valve Size: 3/4" \_\_\_ 1/2" x 1" \_\_\_ 1" \_\_\_ 1 1/4" \_\_\_

1 1/2" \_\_\_ 2" \_\_\_ 4" \_\_\_ 6" \_\_\_ 8" \_\_\_ 10" \_\_\_

Corp. Size: 5/8" \_\_\_ 3/4" \_\_\_ 1/2" \_\_\_ 1" \_\_\_ 1 1/4" \_\_\_ 1 1/2" \_\_\_ 2" \_\_\_

Main Size: 2" \_\_\_ 4" \_\_\_ 6" \_\_\_ 8" \_\_\_ 10" \_\_\_ 12" \_\_\_ 14" \_\_\_ 16" \_\_\_ 20" \_\_\_

Depth of Main: \_\_\_\_\_ Depth of Service: \_\_\_\_\_

Depth of Valve: \_\_\_\_\_

New Service Valve Installed Date: \_\_\_\_\_ Size: 3/4" \_\_\_ 1/2" x 1" \_\_\_ 1" \_\_\_ 1 1/4" \_\_\_

1 1/2" \_\_\_ 2" \_\_\_

Customer Side Service Information \_\_\_\_\_

Fire Service Installation Date: \_\_\_\_\_

Length/Size/Depth of Fire Service \_\_\_\_\_

Tapped Main Size: 6" \_\_\_ 8" \_\_\_ 10" \_\_\_ 12" \_\_\_ 14" \_\_\_ 16" \_\_\_ 20" \_\_\_

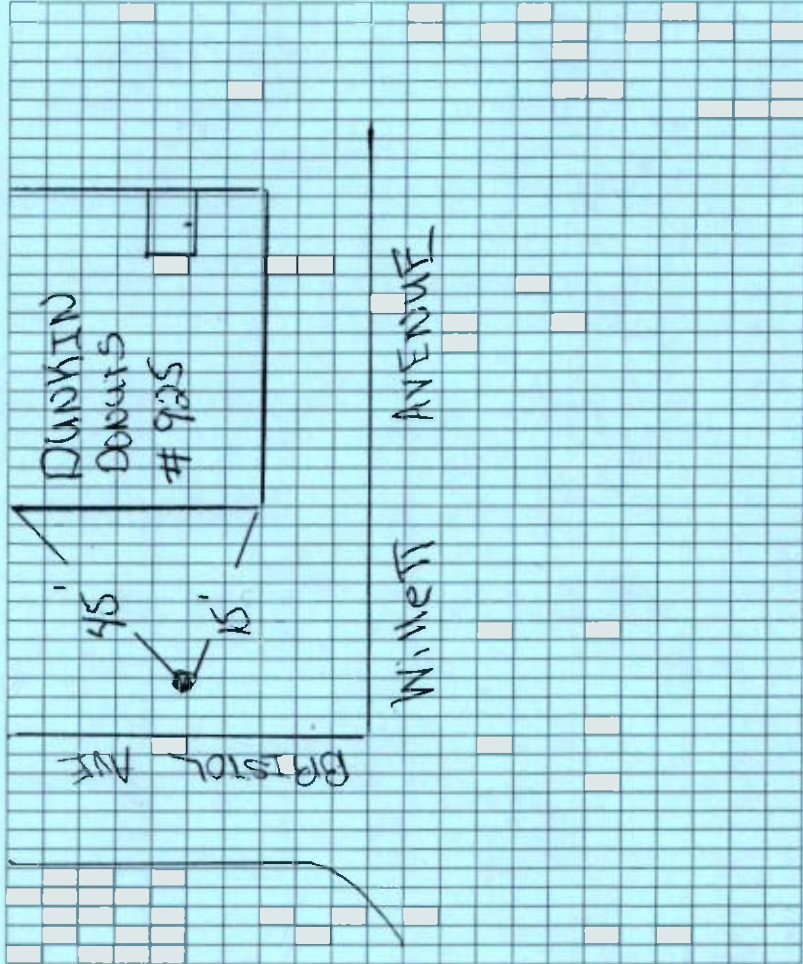
Valve Make: \_\_\_\_\_ Type: \_\_\_\_\_ Year: \_\_\_\_\_

Comments: DUNKIN DONUTS - SERVICED FROM

BRISTOL AVE

Date Drawn: 5-5-2021

Drawn By: C.A.W



CITY OF EAST PROVIDENCE  
DEPARTMENT OF PUBLIC WORKS  
WATER UTILITIES DIVISION  
401-435-7741

NEW PROPERTY OWNER INFORMATION (Please Print)

**IMPORTANT INFORMATION FOR BUYERS.**  
**THIS FORM NEEDS TO BE FILLED OUT AND SENT TO THE WATER UTILITIES DIVISION TO SET UP YOUR NEW SERVICE ACCOUNT!!!!!!**

Property Address

Purchased: 925 Willett Avenue

Buyer/Buyers'

Name(s): D & E REALTY, LLC, a Rhode Island limited liability company

Mailing Address (If Different from Property Address): Same as Property address

City: \_\_\_\_\_ State: \_\_\_\_\_ Zip Code: \_\_\_\_\_

Home Phone No.: \_\_\_\_\_ Cell Phone No. \_\_\_\_\_

Email Address: eplac81@yahoo.com

Date Property Closed 6/1/2023 Map/Block/Parcel ID 513-23-001-00

New customers agree to follow the rules and regulations of the Water Utilities Division and are responsible for all water and sewer charges.

Buyer/Buyers'

Signature(s) Eria Beato caelo, Manager

BUYERS PLEASE SUBMIT THIS FORM VIA ONE OF THE WAYS BELOW:

MAIL: City of East Providence  
Water Utilities Division  
60 Commercial Way  
East Providence, RI 02914

FAX: 401-435-7745

EMAIL: waterdept@eastprovidenceri.gov

6/15  
CM

CITY OF EAST PROVIDENCE  
DEPARTMENT OF PUBLIC WORKS  
WATER UTILITIES DIVISION  
401-435-7741

NEW PROPERTY OWNER INFORMATION (Please Print)

IMPORTANT INFORMATION FOR BUYERS.

THIS FORM NEEDS TO BE FILLED OUT AND SENT TO THE WATER UTILITIES DIVISION TO SET UP YOUR NEW SERVICE ACCOUNT!!!!!!

Property Address

Purchased: 0 Bristol Avenue

Buyer/Buyers'

Name(s): D & E REALTY, LLC, a Rhode Island limited liability company

Mailing Address (If Different from Property Address): Same as Property

City: \_\_\_\_\_ State: \_\_\_\_\_ Zip Code: \_\_\_\_\_

Home Phone No.: \_\_\_\_\_ Cell Phone No.: \_\_\_\_\_

Email Address: eplac81@yahoo.com

Date Property Closed 6/1/2023 Map/Block/Parcel ID 513-22-003-00

NO water

New customers agree to follow the rules and regulations of the Water Utilities Division and are responsible for all water and sewer charges.

Buyer/Buyers' Signature(s) Ena Blado-celso, Manager

BUYERS PLEASE SUBMIT THIS FORM VIA ONE OF THE WAYS BELOW:

MAIL: City of East Providence  
Water Utilities Division  
60 Commercial Way  
East Providence, RI 02914

FAX: 401-435-7745  
EMAIL: waterdept@eastprovidenceri.gov

# REAL ESTATE RECORD CITY OF EAST PROVIDENCE

ASSESSMENT YEAR: 2024 ACCT #: R-61-1245-41 UNIQUE ID : 513-23-001-00 SEQ #: 00 LIST NO : 14266

**GENERAL DATA:**

PRINT DATE: 6/7/2023

**OWNER'S ADDRESS**

Name : DAMCO LLC  
 Care Of :  
 Street 1 : 887 WILLETT AVE  
 Street 2 :  
 City : RIVERSIDE  
 State : RI Zip : 02915-0000

**NEW OWNER:**

DAMCO LLC  
 887 WILLETT AVE  
 RIVERSIDE  
 RI Zip : 02915-0

Record Status : ACTIVE  
 Assessment : \$372,200.00  
 Total Exempt :  
 Net Assessment : \$372,200.00  
 District :  
 Bank Code :  
 Delq :  
 Billing Type :  
 Tax Exempt : No  
 Total Acreage : 0.21  
 Vol/Page : 4083/15  
 Record Date : 11/16/2018  
 Sale Price : \$0.00  
 Last Changed By :  
 Last Changed : 05/11/2023  
 Change Reason :

Property Loc : 925 WILLETT AVE  
 Legal Prop. Loc :  
 Map/Block/Lot : 513-23-001-00  
 Sewers : NO

Abatement # :

**VALUES AND EXEMPTIONS :**

**ASSESSMENT**

STATE CODE	ACRES	AMOUNT	DESCRIPTION	TYPE
6	0.00	164,200	Commercial II	Land
6	0.00	208,000	Commercial II	Building

**EXEMPTIONS**

EX CODE	EX AMT	Description	F/T/%	TAX

**ESTIMATED TAXES**

Assessed Value :	372,200	Gross Tax :	8,571.77
Total Exemptions :		Total Tax Credit:	.00
Net Value :	372,200	Net Tax:	8,571.77

**TOWN FREEZE PROGRAM :**

Type	Year	% OR \$	Frozen Mill	Owner %	Frozen
	0000		0.00	0.00	0.00

SERVICES : NONE

*New owner as of 5/30 -  
D+E Realty, LLC*

*6/15  
CMM*



ACCOUNT INFORMATION

Address: 1050 WILLET AVENUE Acct No.: 708-365  
Original Service Install Date: 1961 Fire Acct No.: 904-020  
New Service Date: \_\_\_\_\_ M/B/P: 613-02-070-10

Discontinued: \_\_\_\_\_

SERVICE INFORMATION

Service Water Break Date: \_\_\_\_\_ Revamp Service Date: 10/6/1971

Service Type: Copper \_\_\_\_\_ Brass \_\_\_\_\_ Poly \_\_\_\_\_ Iron  Ductile Iron \_\_\_\_\_ Cast Iron Cement Lined \_\_\_\_\_  
Service Size: 3/4" \_\_\_\_\_ 1" \_\_\_\_\_ 1 1/2" \_\_\_\_\_ 2"  4" \_\_\_\_\_ 6" \_\_\_\_\_ 8" \_\_\_\_\_ 10" \_\_\_\_\_  
Service Length: 70' FEET

Ball Valve \_\_\_\_\_ Gate Valve  Service Valve Size: 3/4" \_\_\_\_\_ 1" \_\_\_\_\_ 1 1/2" \_\_\_\_\_ 2" \_\_\_\_\_  
1 1/2" \_\_\_\_\_ 2"  4" \_\_\_\_\_ 6" \_\_\_\_\_ 8" \_\_\_\_\_ 10" \_\_\_\_\_  
Corp. Size: 5/8" \_\_\_\_\_ 3/4" \_\_\_\_\_ 1" \_\_\_\_\_ 1 1/2"  2" \_\_\_\_\_  
Main Size: 2" \_\_\_\_\_ 4" \_\_\_\_\_ 6" \_\_\_\_\_ 8"  10" \_\_\_\_\_ 12" \_\_\_\_\_ 14" \_\_\_\_\_ 16" \_\_\_\_\_ 20" \_\_\_\_\_

Depth of Main: \_\_\_\_\_ Depth of Service: \_\_\_\_\_  
Depth of Valve: \_\_\_\_\_  
New Service Valve Installed Date: \_\_\_\_\_ Size: 3/4" \_\_\_\_\_ 1" \_\_\_\_\_ 1 1/2" \_\_\_\_\_  
1 1/2" \_\_\_\_\_ 2" \_\_\_\_\_

Customer Side Service Information \_\_\_\_\_

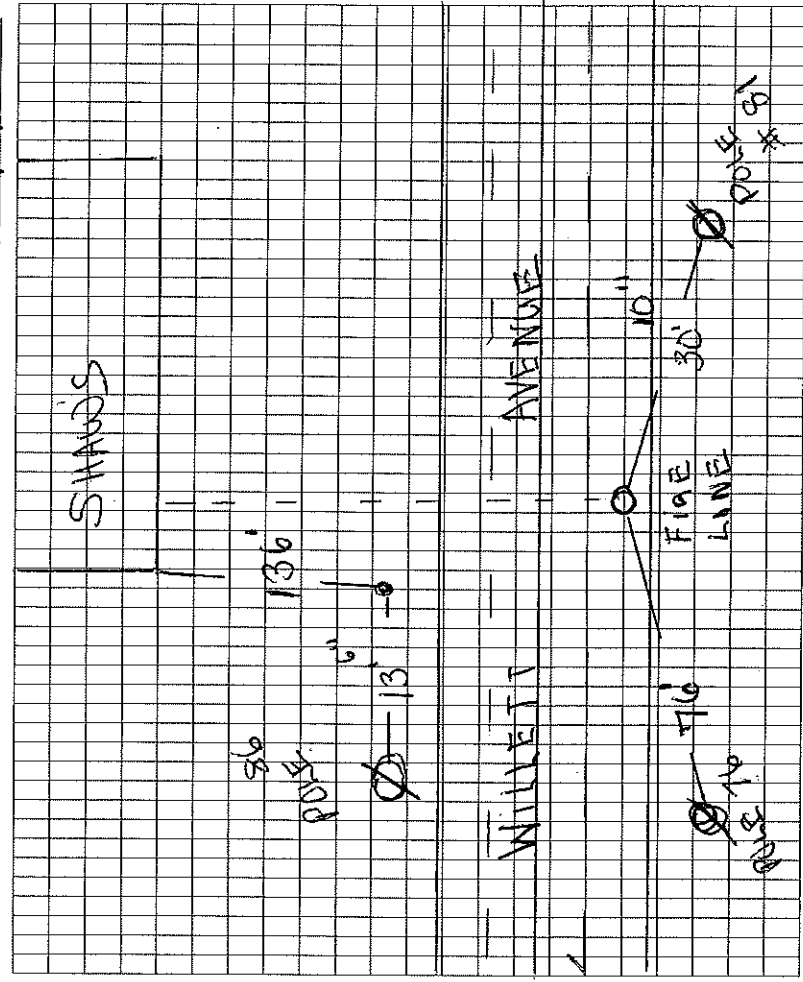
Fire Service Installation Date: 07/05/1962  
Length/Size/Depth of Fire Service: 206' OF 8" CI CL PIPE  
Tapped Main Size: 6" \_\_\_\_\_ 8"  10" \_\_\_\_\_ 12" \_\_\_\_\_ 14" \_\_\_\_\_ 16" \_\_\_\_\_ 20" \_\_\_\_\_  
Valve Make: U.S. PIPE Type: MET. PATERN (DD) Year: 1962

Comments: \_\_\_\_\_

SERVICE ADDRESS: 1050 WILLET AVE

Date Drawn: 5-10-2021

Drawn By: C.A.W



**3.00 UNIT PRICES**

**BID FORM**

**EAST PROVIDENCE CLEANING AND LINING PROJECT PHASE V REBID (CL-V)**

Revised by Addendum No. 2 - October 9, 2024

Bid Item	Description	Quantity	Unit Bid Price	Unit	Total Cost	Total Price in Words
NOTE: THE UNIT PRICE FOR EACH ITEM MUST BE WRITTEN IN WORDS AND FIGURES. IN CASE OF DISCREPANCY, THE AMOUNT SHOWN IN WORDS WILL GOVERN.						
1	Mobilization and Demobilization	1		LS		
2	Test Pits	50		EACH		
3	Rock Removal	50		CY		
4	Crushed Processed Gravel	500		CY		
5	Permanent Timber Sheeting	300		SF		
6	Remove Obstruction	5		EACH		
7	Clean Existing 6" Cast Iron Main	22,000		LF		
8	Clean Existing 8" Cast Iron Main	12,500		LF		
9	Clean Existing 12" Cast Iron Main	4,000		LF		
10	Cement Mortar Lining Existing 6" Cast Iron Main	22,000		LF		
11	Cement Mortar Lining Existing 8" Cast Iron Main	12,500		LF		
12	Cement Mortar Lining Existing 12" Cast Iron Main	4,000		LF		
13	CCTV Inspect 6" Cast Iron Main	22,000		LF		
14	CCTV Inspect 8" Cast Iron Main	12,500		LF		
15	CCTV Inspect 12" Cast Iron Main	4,000		LF		
16	Furnish & Install 4" Ductile Iron Pipe	50		LF		
17	Furnish & Install 6" Ductile Iron Pipe	4,000		LF		
18	Furnish & Install 8" Ductile Iron Pipe	10,000		LF		
19	Furnish & Install 10" Ductile Iron Pipe	400		LF		

### 3.00 UNIT PRICES

#### BID FORM

EAST PROVIDENCE CLEANING AND LINING PROJECT PHASE V REBID (CL-V)

Revised by Addendum No. 2 - October 9, 2024

Bid Item	Description	Quantity	Unit Bid Price	Unit	Total Cost	Total Price in Words
NOTE: THE UNIT PRICE FOR EACH ITEM MUST BE WRITTEN IN WORDS AND FIGURES. IN CASE OF DISCREPANCY, THE AMOUNT SHOWN IN WORDS WILL GOVERN.						
20	Furnish & Install 12" Ductile Iron Pipe	500		LF		
21	Furnish & Install 16" Ductile Iron Pipe	200		LF		
22	Furnish & Install Ductile Iron Fittings with Thrust Restraint	100,000		LBS		
23	Furnish & Install 6" Tapping Sleeve and Valve	1		EACH		
24	Furnish & Install 8" Tapping Sleeve and Valve	1		EACH		
25	Furnish & Install 12" Tapping Sleeve and Valve	1		EACH		
26	Furnish & Install 2" Ball Valve and Valve Box	2		EACH		
27	Furnish & Install 4" Gate Valve and Valve Box	2		EACH		
28	Furnish & Install 6" Gate Valve and Valve Box	180		EACH		
29	Furnish & Install 8" Gate Valve and Valve Box	180		EACH		
30	Furnish & Install 10" Gate Valve and Valve Box	4		EACH		
31	Furnish & Install 12" Gate Valve and Valve Box	35		EACH		
32	Furnish & Install 16" Butterfly Valves	5		EACH		
33	Furnish & Install Fire Hydrant Assembly	65		EACH		
34	Reset Existing Fire Hydrant	20		EACH		
35	Replace Lead Service Lines	15		EACH		
36	Furnish & Install 3/4" Copper Service	2,000		LF		
37	Furnish & Install 3/4" Corporation Stop	100		EACH		
38	Furnish & Install 3/4" Curb Stop and Box	425		EACH		

### 3.00 UNIT PRICES

#### BID FORM

EAST PROVIDENCE CLEANING AND LINING PROJECT PHASE V REBID (CL-V)

Revised by Addendum No. 2 - October 9, 2024

Bid Item	Description	Quantity	Unit Bid Price	Unit	Total Cost	Total Price in Words
NOTE: THE UNIT PRICE FOR EACH ITEM MUST BE WRITTEN IN WORDS AND FIGURES. IN CASE OF DISCREPANCY, THE AMOUNT SHOWN IN WORDS WILL GOVERN.						
39	Furnish & Install 1" Copper Service	1,600		LF		
40	Furnish & Install 1" Corporation Stop	50		EACH		
41	Furnish & Install 1" Curb Stop and Box	60		EACH		
42	Furnish & Install 2" Copper Service	650		LF		
43	Furnish & Install 2" Corporation Stop	15		EACH		
44	Furnish & Install 2" Curb Stop and Box	15		EACH		
45	Furnish & Install 2" Blow-Off Assembly and Road Box	5		EACH		
46	Furnish & Install 2" Bypass Pipe	60,000		LF		
47	Furnish & Install 4" Bypass Pipe	40,000		LF		
48	Furnish & Install 6" Bypass Pipe	5,000		LF		
49	Furnish & Install 2" Bypass Feed	5		EACH		
50	Temporary Fire Service Connection (2" - 4")	5		EACH		
51	Temporary Fire Service Connection (6")	16		EACH		
52	Temporary Fire Service Connection (8" service)	2		EACH		
53	Temporary Pavement, Hot Mix - 2" Thick	14,500		SY		
54	Permanent Pavement / Bituminous Asphalt (>3" to <= 6" Thick)	4,500		TON		
55	Remove and Replace Existing Concrete Sidewalk	1,000		SY		
56	Concrete Road Base - State Roads	800		SY		
57	1-1/2" Mill and Overlay	80,000		SY		

**3.00 UNIT PRICES**

**BID FORM**

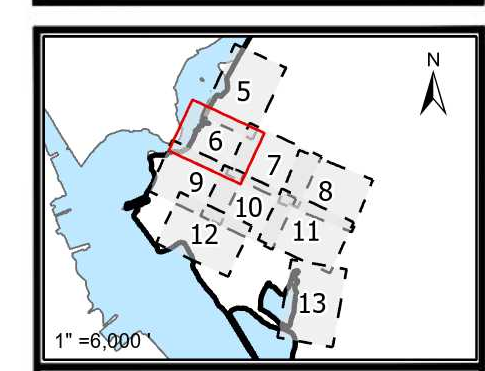
**EAST PROVIDENCE CLEANING AND LINING PROJECT PHASE V REBID (CL-V)**

Revised by Addendum No. 2 - October 9, 2024

Bid Item	Description	Quantity	Unit Bid Price	Unit	Total Cost	Total Price in Words
NOTE: THE UNIT PRICE FOR EACH ITEM MUST BE WRITTEN IN WORDS AND FIGURES. IN CASE OF DISCREPANCY, THE AMOUNT SHOWN IN WORDS WILL GOVERN.						
58	Temporary and Permanent Repair of Traffic Control Loops	20		EACH		
59	Mechanical Full Size Street Sweeping	200		HRS		
60	Remove and Dispose Abandoned Road Box	10		EACH		
61	Adjust Castings to Grade	10		EACH		
62	Infrared Pavement Repair	200		SY		
63	Traffic Control - East Providence Police Detail	1	\$ 300,000.00	ALLOW	\$ 300,000.00	Three Hundred Thousand Dollars and Zero Cents
64	Loam and Seed Restoration	500		SY		
65	Support of Existing Utilities Allowance	1	\$ 25,000.00	ALLOW	\$ 25,000.00	Twenty Five Thousand Dollars and Zero Cents
<b>Total Bid Price in Figures:</b>						
<b>Total Bid Price in Words:</b>						



NOTE: DASHED LINES, WHERE SHOWN ON THE PLAN SHEETS, GENERALLY IDENTIFY PIPE, VALVES, FITTINGS AND APPURTENANCES WHERE REPLACEMENT IS PROPOSED AND THEY DO NOT REPRESENT PROPOSED OR ALLOWABLE LIMITS OF DISTURBANCE (LOD). CONTRACTOR SHALL MINIMIZE DISTURBANCE AT ALL TIMES AND COORDINATE WITH OWNER AND/OR THEIR DESIGNATED REPRESENTATIVE FOR ALLOWABLE LIMITS AT EACH PROJECT LOCATION.



1 INCH=80 FEET

SCALE ADJUSTMENT GUIDE  
0" 1"  
BAR IS ONE INCH ON ORIGINAL DRAWING

CITY OF EAST PROVIDENCE  
WATER DEPARTMENT SYSTEM IMPROVEMENTS  
CLEANING AND LINING PHASE V REBID

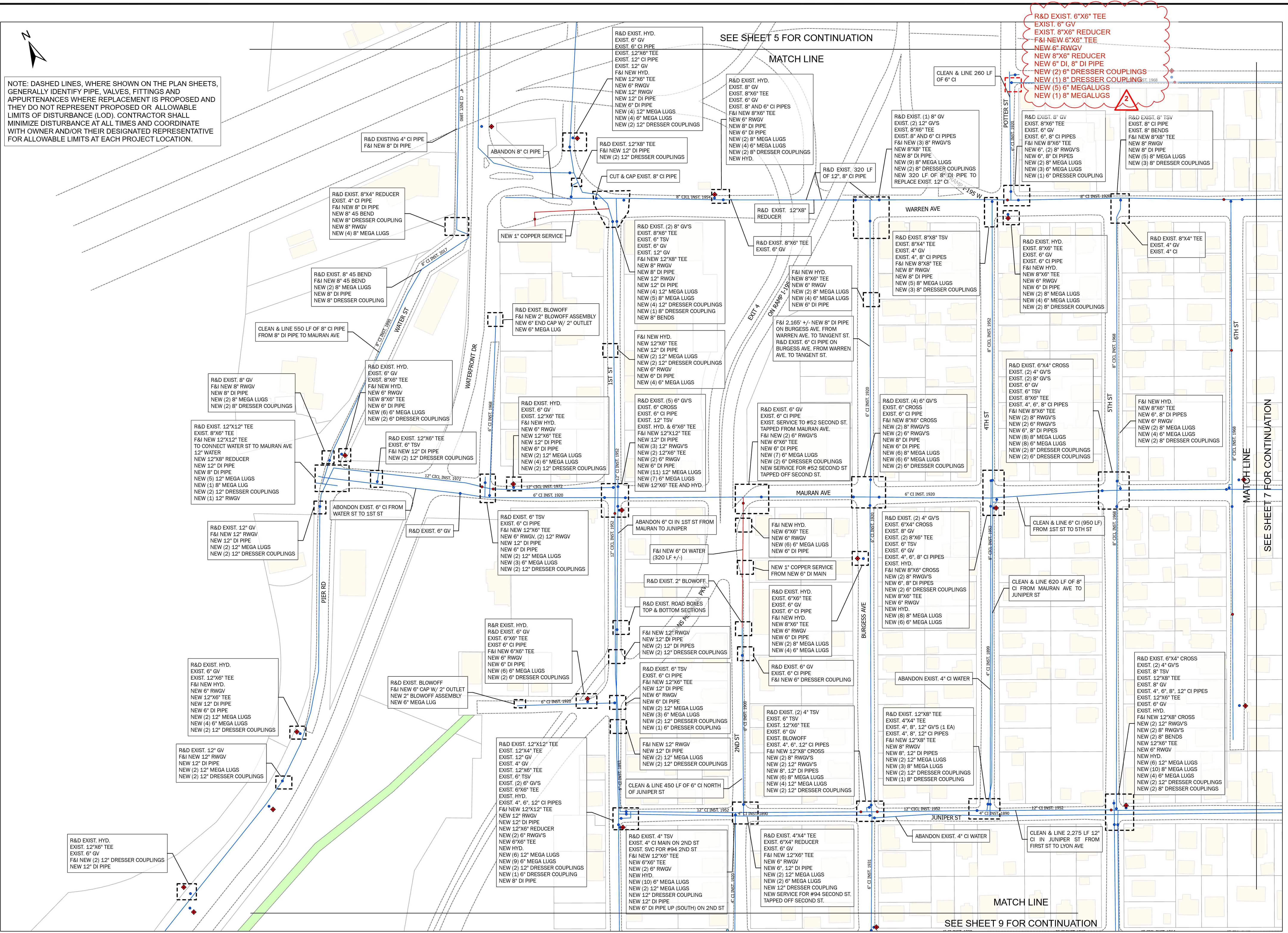
**Legend**

- Parcel Boundaries
- New Valve
- Water Valve
- Water Service Valve
- Water Pipe
- New Water Pipe
- Water Hydrant
- Road Edges
- Railroad Lines
- Easements
- Dirt Roads
- Buildings

REVISED BY ADDENDUM NO. 2  
ON OCTOBER 8, 2024  
PROJECT NO.: 12200.15  
DATE: SEPT. 2024  
SCALE: AS NOTED  
DESIGNED BY: JA  
CHECKED BY: BMB  
DRAWN BY: SP  
APPROVED BY: TPT  
DRAWING TITLE:

WATCHEMOKET  
COVE 2

C2.2  
SHEET NO. 6 OF 26



SEE SHEET 5 FOR CONTINUATION

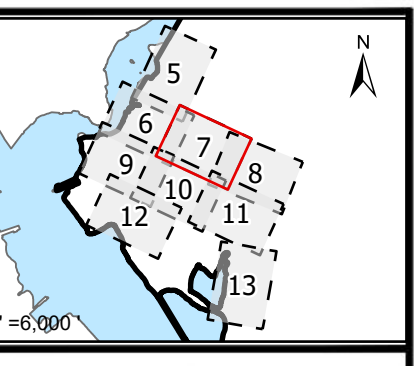
MATCH LINE

R&D EXIST. 6"x6" TEE  
EXIST. 6" GV  
EXIST. 8"x6" REDUCER  
F&I NEW 6"x6" TEE  
NEW 6" RWGV  
NEW 8"x6" REDUCER  
NEW 6" DI, 8" DI PIPE  
NEW (2) 6" DRESSER COUPLINGS  
NEW (1) 8" MEGALUGS  
NEW (1) 8" MEGALUGS

SEE SHEET 7 FOR CONTINUATION

SEE SHEET 9 FOR CONTINUATION

MATCH LINE



1 INCH=80 FEET

SCALE ADJUSTMENT GUIDE  
0' 1" 2"  
BAR IS ONE INCH ON ORIGINAL DRAWING

CITY OF EAST PROVIDENCE  
WATER DEPARTMENT SYSTEM IMPROVEMENTS  
CLEANING AND LINING PHASE V REBID

Legend

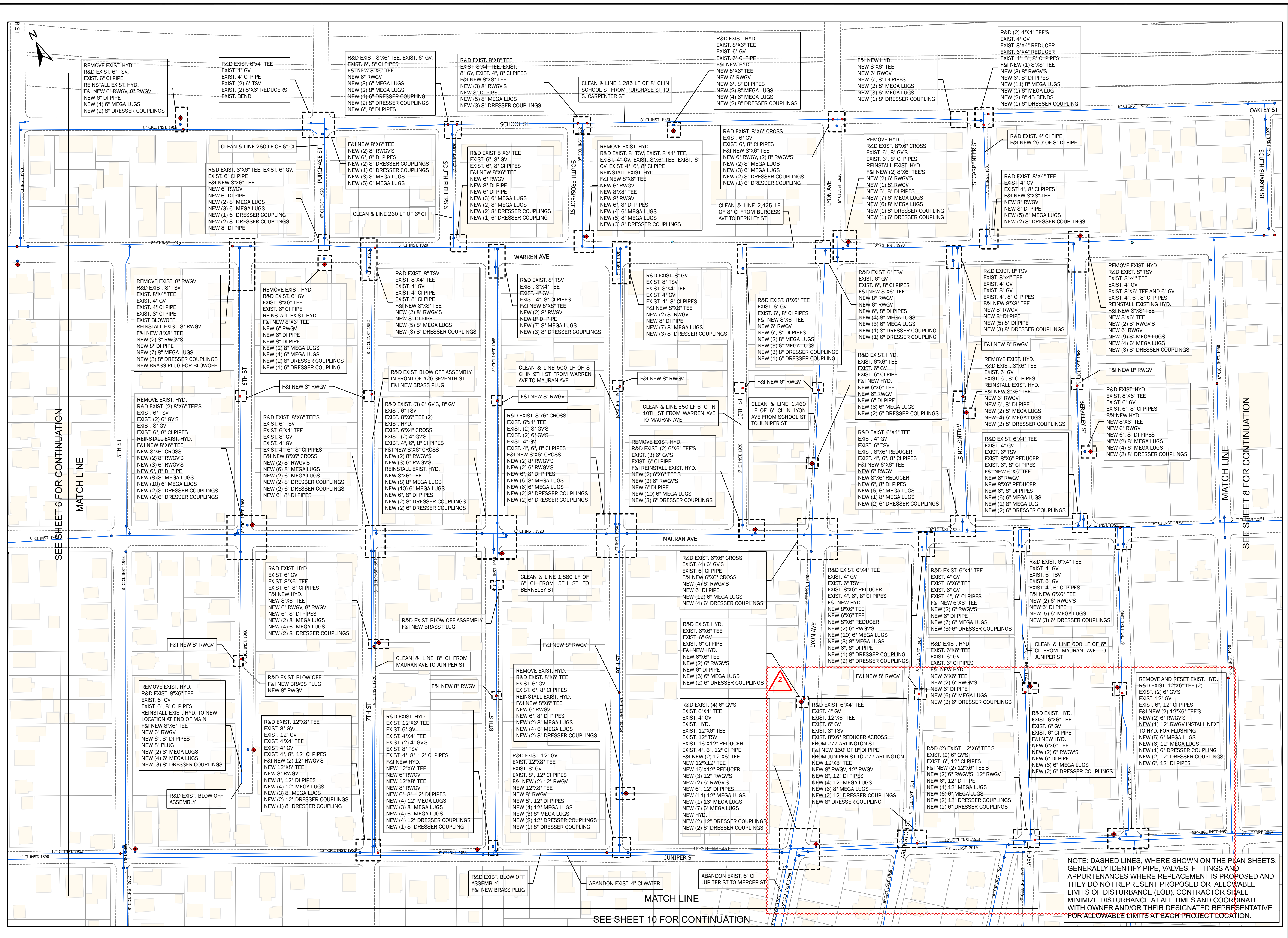
- Parcel Boundaries
- New Valve
- Water Valve
- Water Service Valve
- Water Pipe
- New Water Pipe
- Water Hydrant
- Road Edges
- Railroad Lines
- Easements
- Dirt Roads
- Buildings

REVISED BY ADDENDUM 2  
ON OCTOBER 8, 2024  
PROJECT NO.: 12200.15  
DATE: SEPT. 2024  
SCALE: AS NOTED  
DESIGNED BY: JA  
CHECKED BY: BMB  
DRAWN BY: SP  
APPROVED BY: TPT  
DRAWING TITLE:

WATCHEMOKET  
COVE 3

C2.3

SHEET NO. 7 OF 26

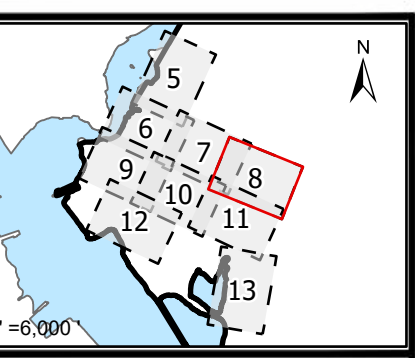


NOTE: DASHED LINES, WHERE SHOWN ON THE PLAN SHEETS, GENERALLY IDENTIFY PIPE, VALVES, FITTINGS AND APPURTENANCES WHERE REPLACEMENT IS PROPOSED AND THEY DO NOT REPRESENT PROPOSED OR ALLOWABLE LIMITS OF DISTURBANCE (LOD). CONTRACTOR SHALL MINIMIZE DISTURBANCE AT ALL TIMES AND COORDINATE WITH OWNER AND/OR THEIR DESIGNATED REPRESENTATIVE FOR ALLOWABLE LIMITS AT EACH PROJECT LOCATION.

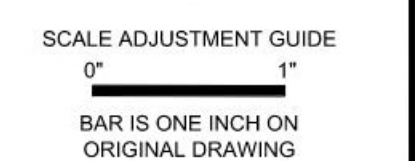
SEE SHEET 10 FOR CONTINUATION

SEE SHEET 6 FOR CONTINUATION

SEE SHEET 8 FOR CONTINUATION



1 INCH=80 FEET



# CITY OF EAST PROVIDENCE WATER DEPARTMENT SYSTEM IMPROVEMENTS CLEANING AND LINING PHASE V REBID

**Legend**

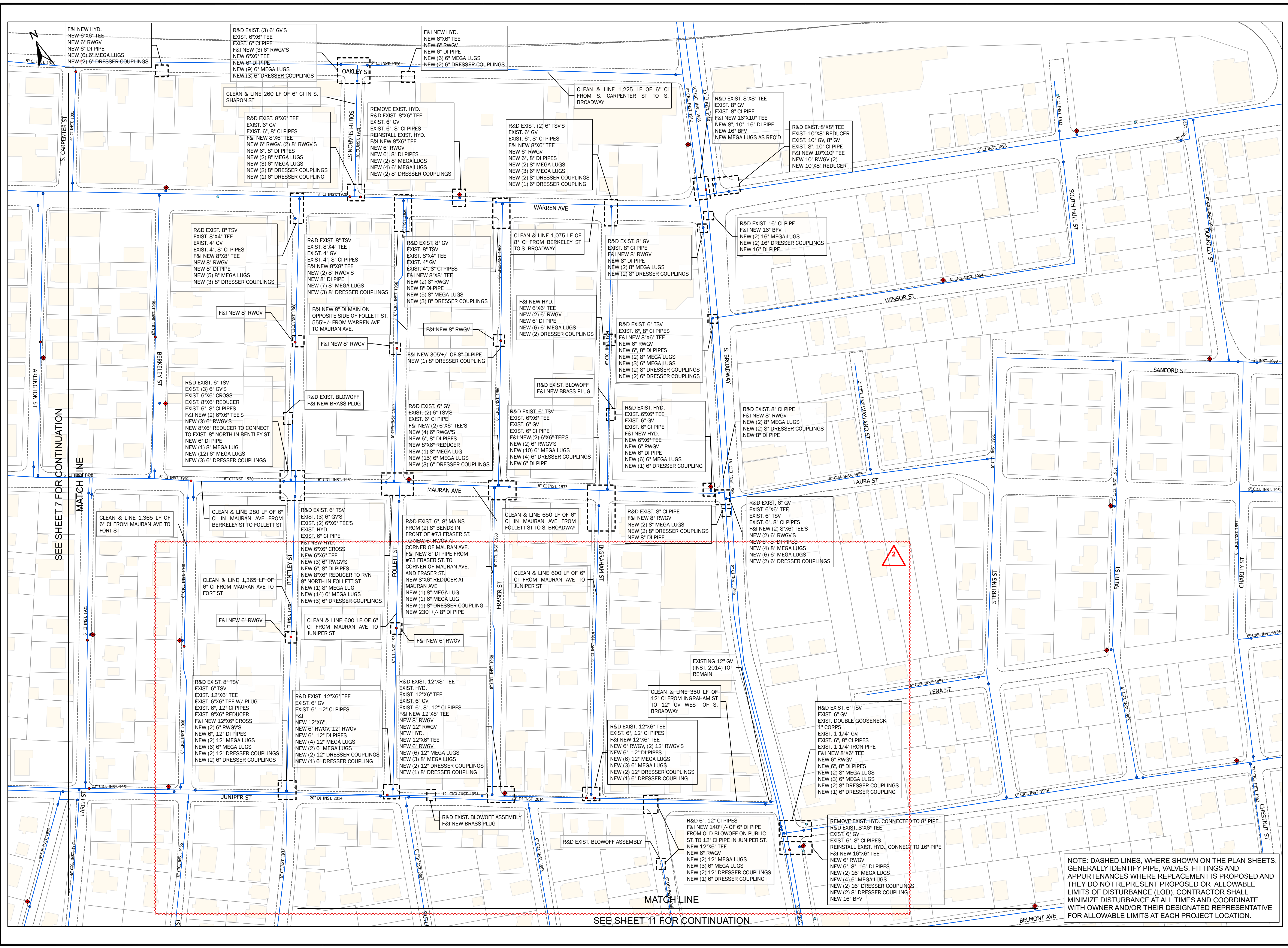
- Parcel Boundaries
- New Valve
- Water Valve
- Water Service Valve
- Water Pipe
- New Water Pipe
- Water Hydrant
- Road Edges
- Railroad Lines
- Easements
- Dirt Roads
- Buildings

REVISED BY ADDENDUM 2  
ON OCTOBER 8, 2024  
PROJECT NO.: 12200.15  
DATE: SEPT. 2024  
SCALE: AS NOTED  
DESIGNED BY: JA  
CHECKED BY: BMB  
DRAWN BY: SP  
APPROVED BY: TPT  
DRAWING TITLE:

WATCHEMOKET  
COVE 4

C2.4

SHEET NO. 8 OF 26

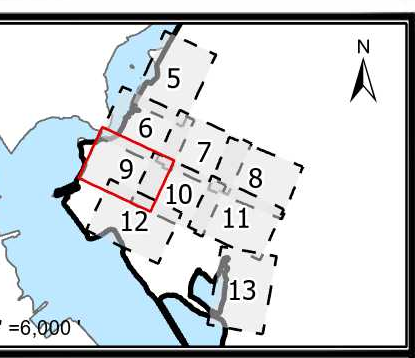


SEE SHEET 7 FOR CONTINUATION

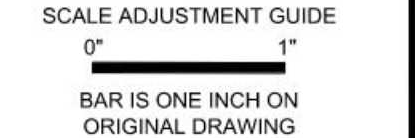
SEE SHEET 11 FOR CONTINUATION

NOTE: DASHED LINES, WHERE SHOWN ON THE PLAN SHEETS, GENERALLY IDENTIFY PIPE, VALVES, FITTINGS AND APPURTENANCES WHERE REPLACEMENT IS PROPOSED AND THEY DO NOT REPRESENT PROPOSED OR ALLOWABLE LIMITS OF DISTURBANCE (LOD). CONTRACTOR SHALL MINIMIZE DISTURBANCE AT ALL TIMES AND COORDINATE WITH OWNER AND/OR THEIR DESIGNATED REPRESENTATIVE FOR ALLOWABLE LIMITS AT EACH PROJECT LOCATION.





1 INCH=80 FEET



CITY OF EAST PROVIDENCE  
WATER DEPARTMENT SYSTEM IMPROVEMENTS  
CLEANING AND LINING PHASE V REBID

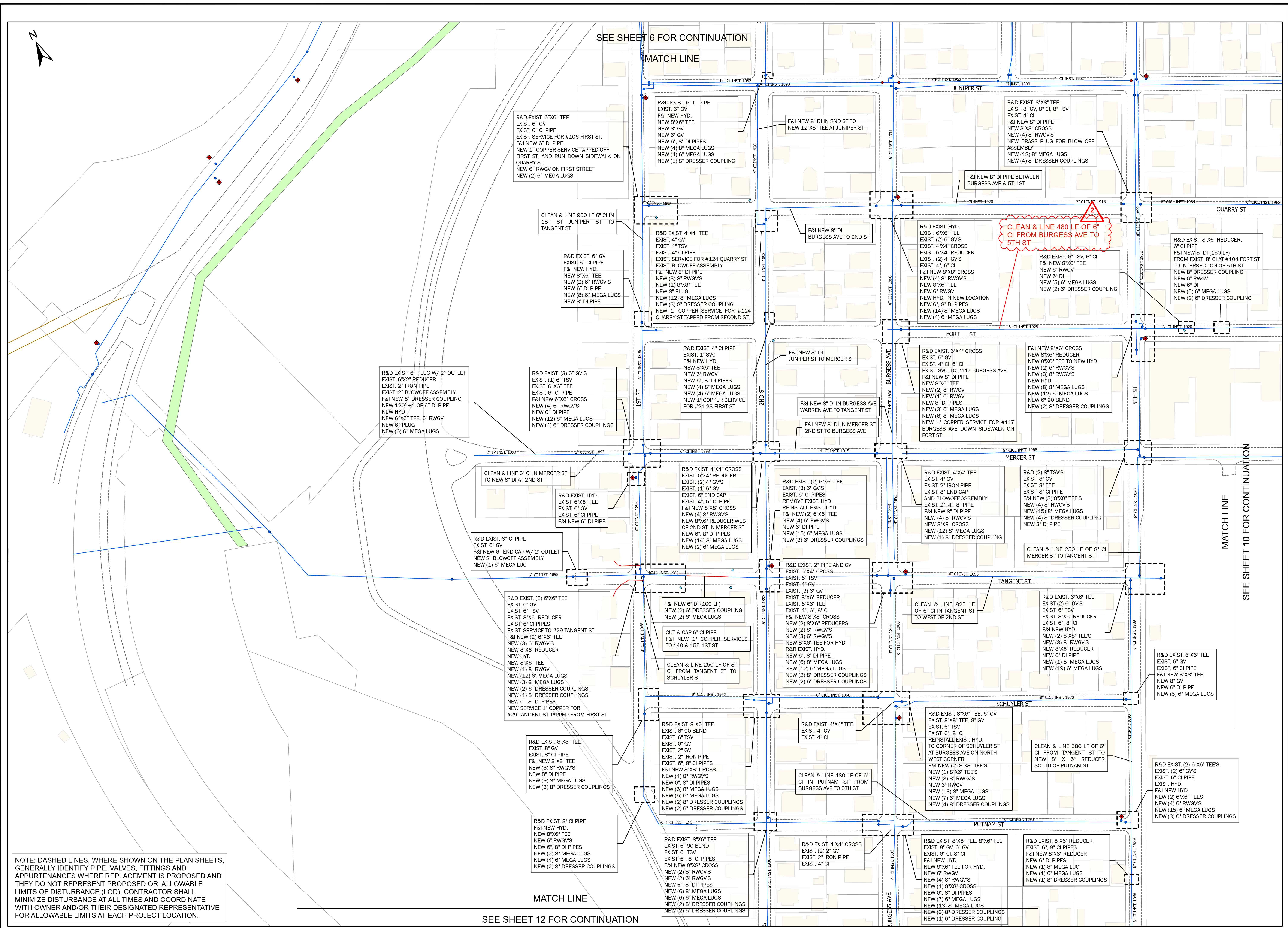
**Legend**

- Parcel Boundaries
- New Valve
- Water Valve
- Water Service Valve
- Water Pipe
- New Water Pipe
- Water Hydrant
- Road Edges
- Railroad Lines
- Easements
- Dirt Roads
- Buildings
- Water Pipes

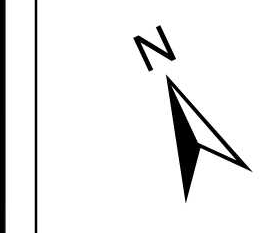
REVISED BY ADDENDUM NO. 2  
ON OCTOBER 8, 2024  
PROJECT NO.: 12200.15  
DATE: SEPT. 2024  
SCALE: AS NOTED  
DESIGNED BY: JA  
CHECKED BY: BMB  
DRAWN BY: SP  
APPROVED BY: TPT  
DRAWING TITLE:

WATCHEMOKET  
COVE 5

C2.5  
SHEET NO. 9 OF 26



NOTE: DASHED LINES, WHERE SHOWN ON THE PLAN SHEETS, GENERALLY IDENTIFY PIPE, VALVES, FITTINGS AND APPURTENANCES WHERE REPLACEMENT IS PROPOSED AND THEY DO NOT REPRESENT PROPOSED OR ALLOWABLE LIMITS OF DISTURBANCE (LOD). CONTRACTOR SHALL MINIMIZE DISTURBANCE AT ALL TIMES AND COORDINATE WITH OWNER AND/OR THEIR DESIGNATED REPRESENTATIVE FOR ALLOWABLE LIMITS AT EACH PROJECT LOCATION.



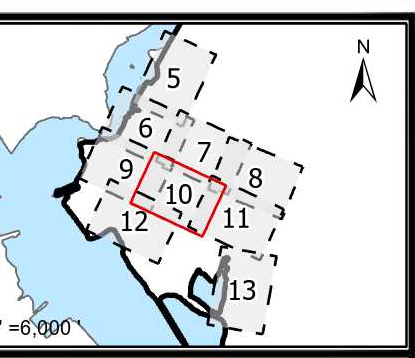
SEE SHEET 6 FOR CONTINUATION

MATCH LINE

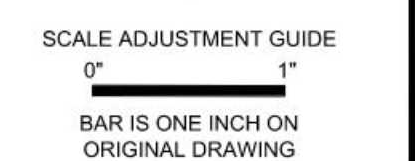
SEE SHEET 10 FOR CONTINUATION

MATCH LINE

SEE SHEET 12 FOR CONTINUATION



1 INCH=80 FEET



CITY OF EAST PROVIDENCE  
WATER DEPARTMENT SYSTEM IMPROVEMENTS  
CLEANING AND LINING PHASE V REBID

**Legend**

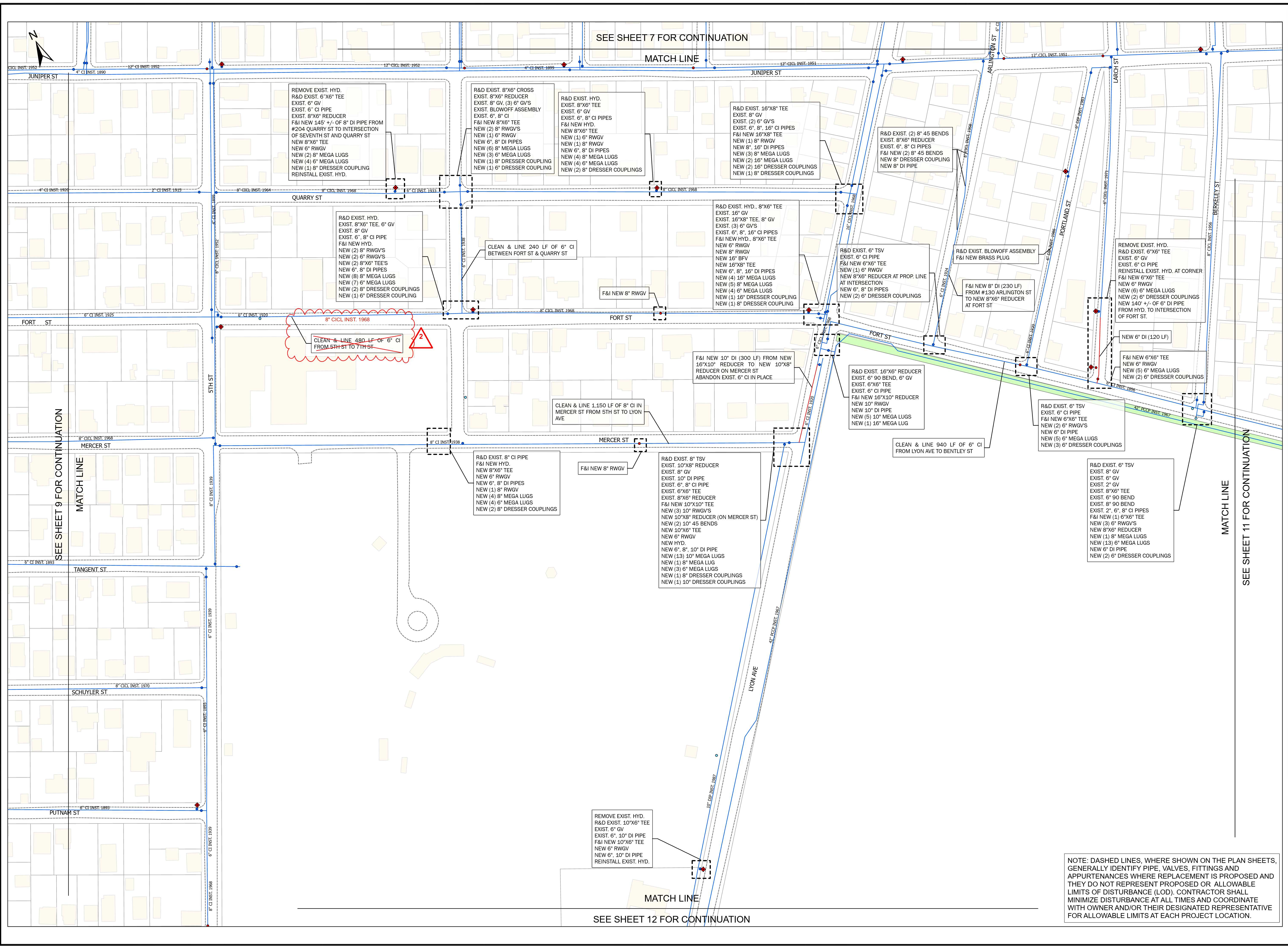
- Parcel Boundaries
- New Valve
- Water Valve
- Water Service Valve
- Water Pipe
- New Water Pipe
- Water Hydrant
- Road Edges
- Railroad Lines
- Easements
- Dirt Roads
- Buildings
- Water Pipes

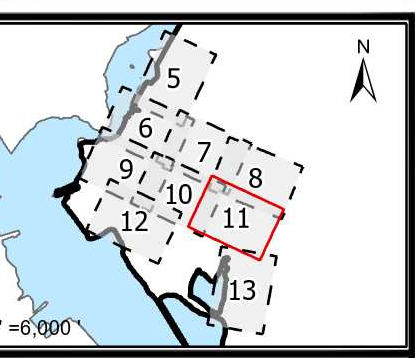
REVISED BY ADDENDUM NO. 2  
ON OCTOBER 8, 2024  
PROJECT NO.: 12200.15  
DATE: SEPT. 2024  
SCALE: AS NOTED  
DESIGNED BY: JA  
CHECKED BY: BMB  
DRAWN BY: SP  
APPROVED BY: TPT  
DRAWING TITLE:

WATCHEMOKET  
COVE 6

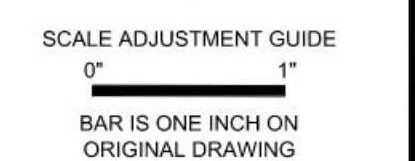
C2.6

SHEET NO. 10 OF 26





1 INCH=80 FEET



CITY OF EAST PROVIDENCE  
WATER DEPARTMENT SYSTEM IMPROVEMENTS  
CLEANING AND LINING PHASE V REBID

**Legend**

- Parcel Boundaries
- New Valve
- Water Valve
- Water Service Valve
- Water Pipe
- New Water Pipe
- Water Hydrant
- Road Edges
- Railroad Lines
- Easements
- Dirt Roads
- Buildings
- Water Pipes

REVISED BY ADDENDUM NO. 2  
ON OCTOBER 8, 2024

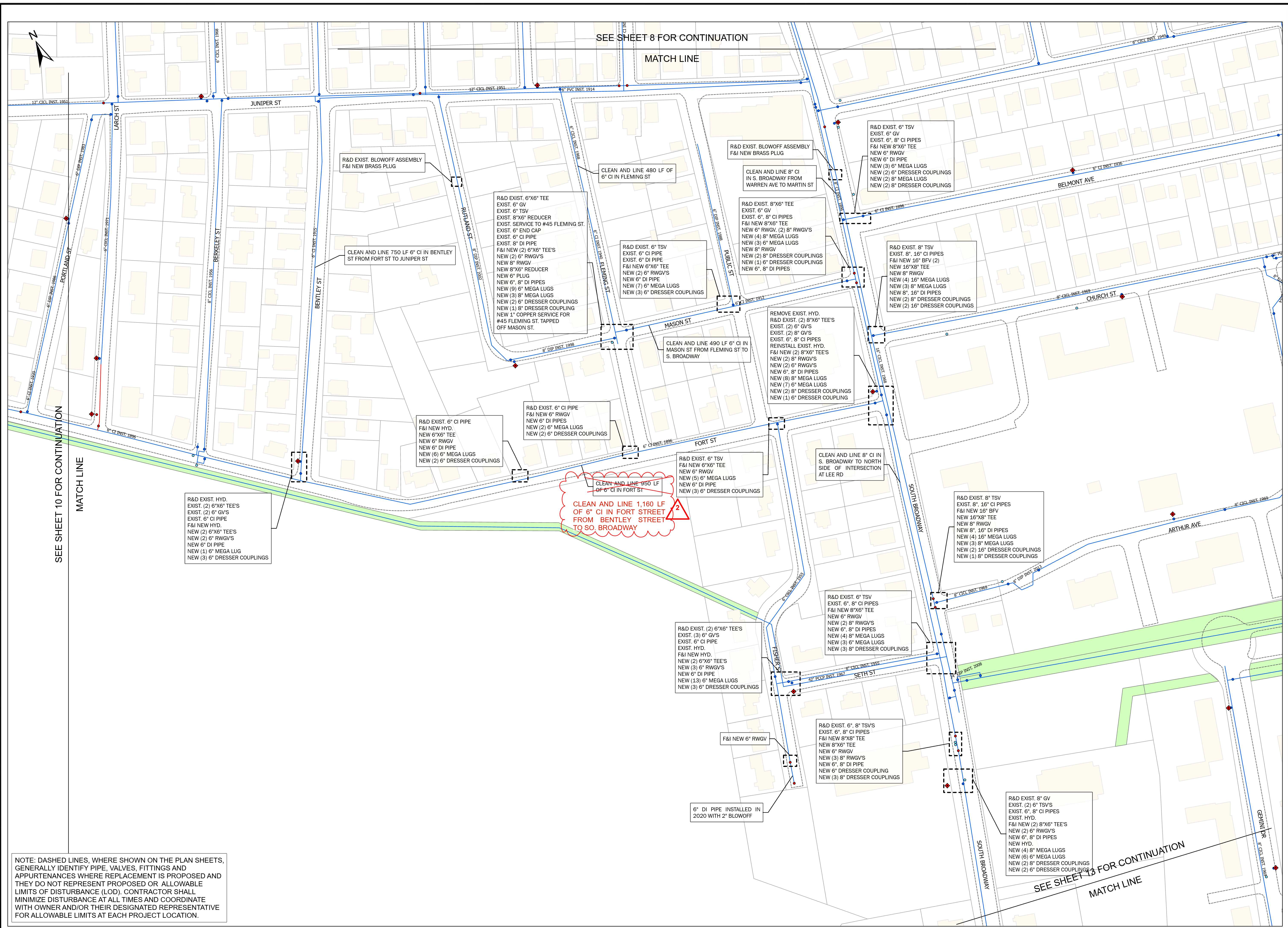
REVISED BY ADDENDUM 3  
ON MAY 30, 2024

PROJECT NO.: 12200.15  
DATE: SEPT. 2024  
SCALE: AS NOTED  
DESIGNED BY: JA  
CHECKED BY: BMB  
DRAWN BY: SP  
APPROVED BY: TPT  
DRAWING TITLE:

WATCHMOKET COVE 7

C2.7

SHEET NO. 11 OF 26

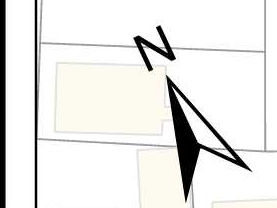


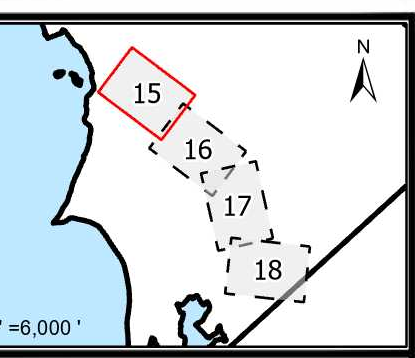
NOTE: DASHED LINES, WHERE SHOWN ON THE PLAN SHEETS, GENERALLY IDENTIFY PIPE, VALVES, FITTINGS AND APPURTENANCES WHERE REPLACEMENT IS PROPOSED AND THEY DO NOT REPRESENT PROPOSED OR ALLOWABLE LIMITS OF DISTURBANCE (LOD). CONTRACTOR SHALL MINIMIZE DISTURBANCE AT ALL TIMES AND COORDINATE WITH OWNER AND/OR THEIR DESIGNATED REPRESENTATIVE FOR ALLOWABLE LIMITS AT EACH PROJECT LOCATION.

SEE SHEET 10 FOR CONTINUATION

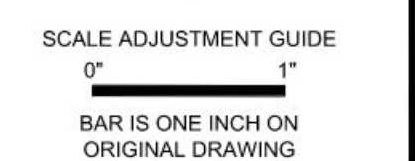
SEE SHEET 8 FOR CONTINUATION

SEE SHEET 12 FOR CONTINUATION





1 INCH=80 FEET



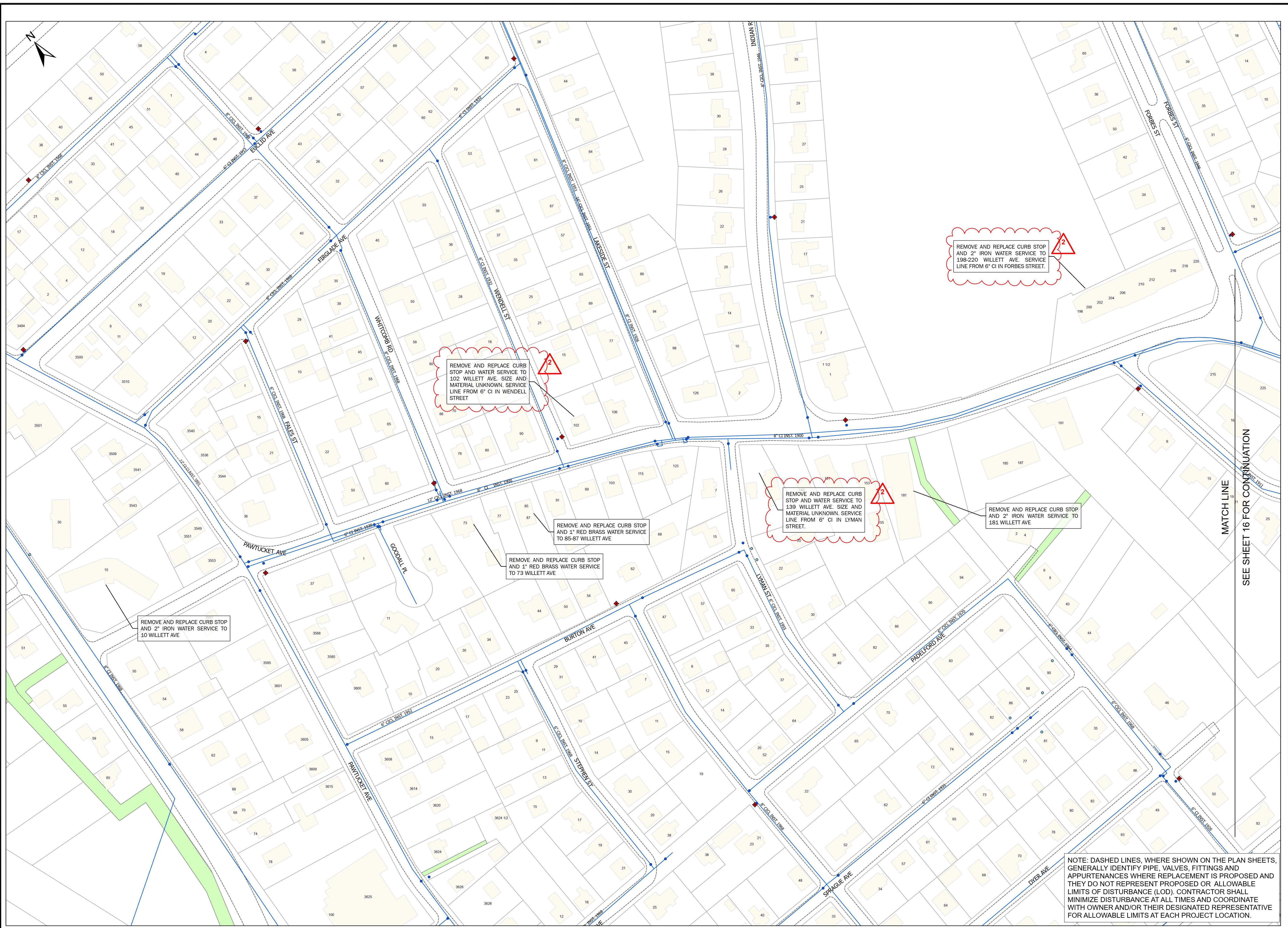
### CITY OF EAST PROVIDENCE WATER DEPARTMENT SYSTEM IMPROVEMENTS CLEANING AND LINING PHASE V REBID

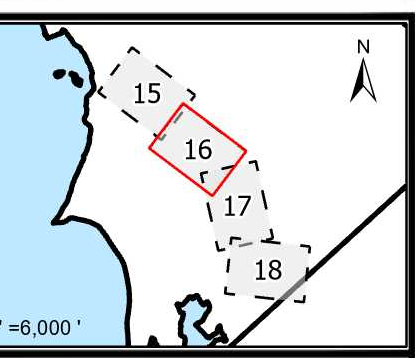
- Legend**
- Parcel Boundaries
  - Water Valve
  - Water Service Valve
  - Water Pipe
  - Water Hydrant
  - Road Edges
  - Railroad Lines
  - Easements
  - Dirt Roads
  - Buildings

REVISED BY ADDENDUM NO. 2  
ON OCTOBER 8, 2024  
PROJECT NO.: 12200.15  
DATE: SEPT. 2024  
SCALE: AS NOTED  
DESIGNED BY: JA  
CHECKED BY: BMB  
DRAWN BY: SP  
APPROVED BY: TPT  
DRAWING TITLE:

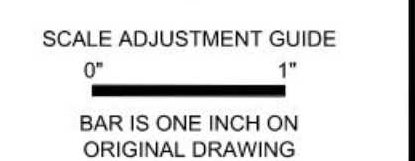
WILLETT AVENUE 1

C3.1  
SHEET NO. 15 OF 28





1 INCH=80 FEET



CITY OF EAST PROVIDENCE  
WATER DEPARTMENT SYSTEM IMPROVEMENTS  
CLEANING AND LINING PHASE V REBID

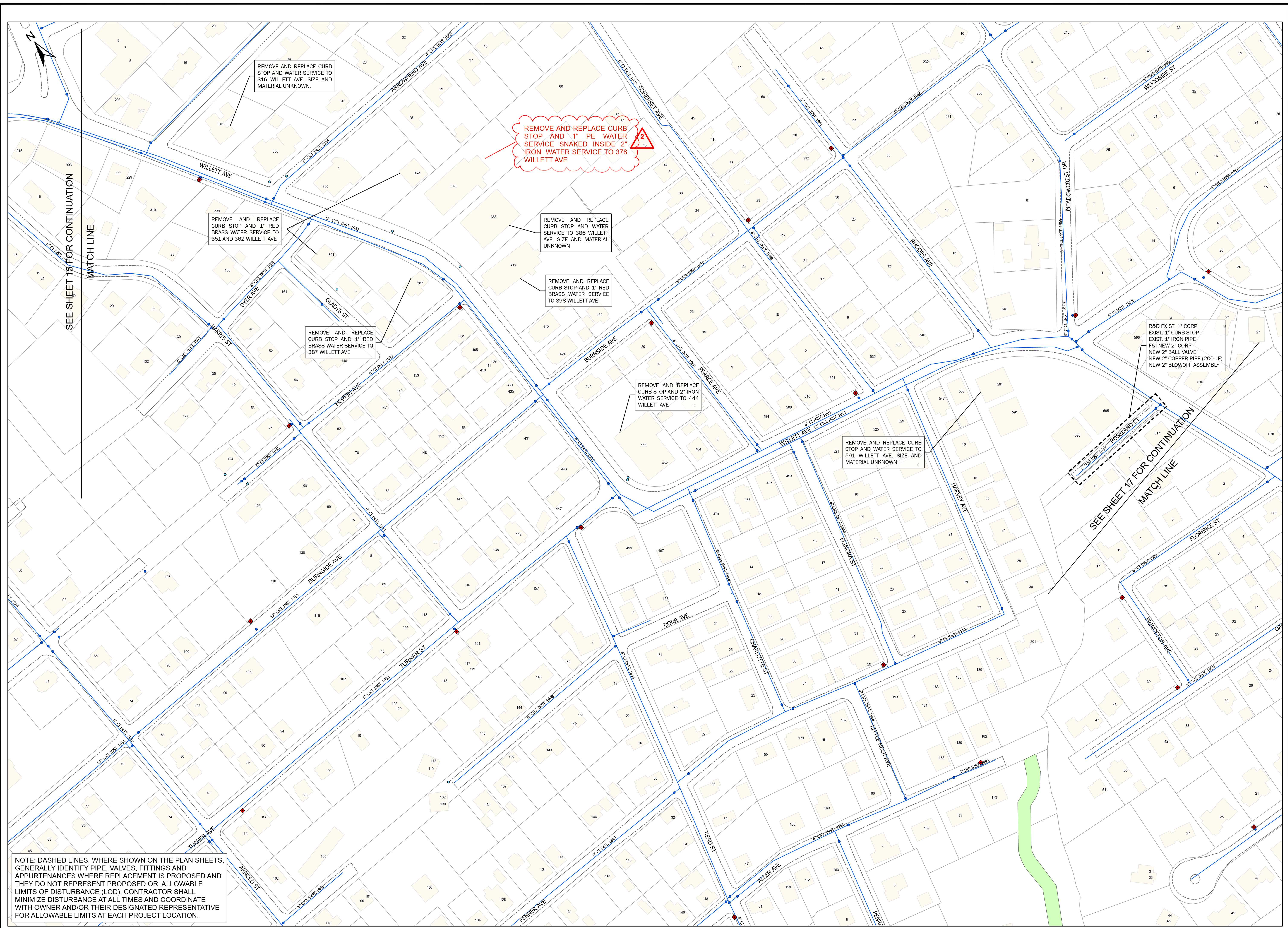
**Legend**

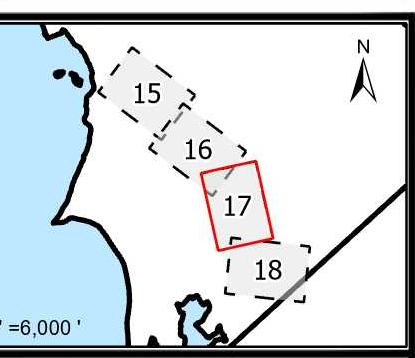
- Parcel Boundaries
- Water Valve
- Water Service Valve
- Water Pipe
- Water Hydrant
- Road Edges
- Railroad Lines
- Easements
- Dirt Roads
- Buildings

REVISED BY ADDENDUM NO. 2  
ON OCTOBER 8, 2024  
PROJECT NO.: 12200.15  
DATE: SEPT. 2024  
SCALE: AS NOTED  
DESIGNED BY: JA  
CHECKED BY: BMB  
DRAWN BY: SP  
APPROVED BY: TPT  
DRAWING TITLE:

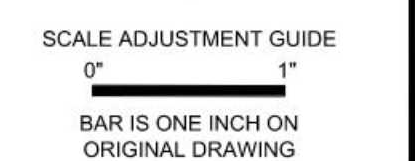
WILLETT AVENUE 2

C3.2  
SHEET NO. 16 OF 26





1 INCH=80 FEET



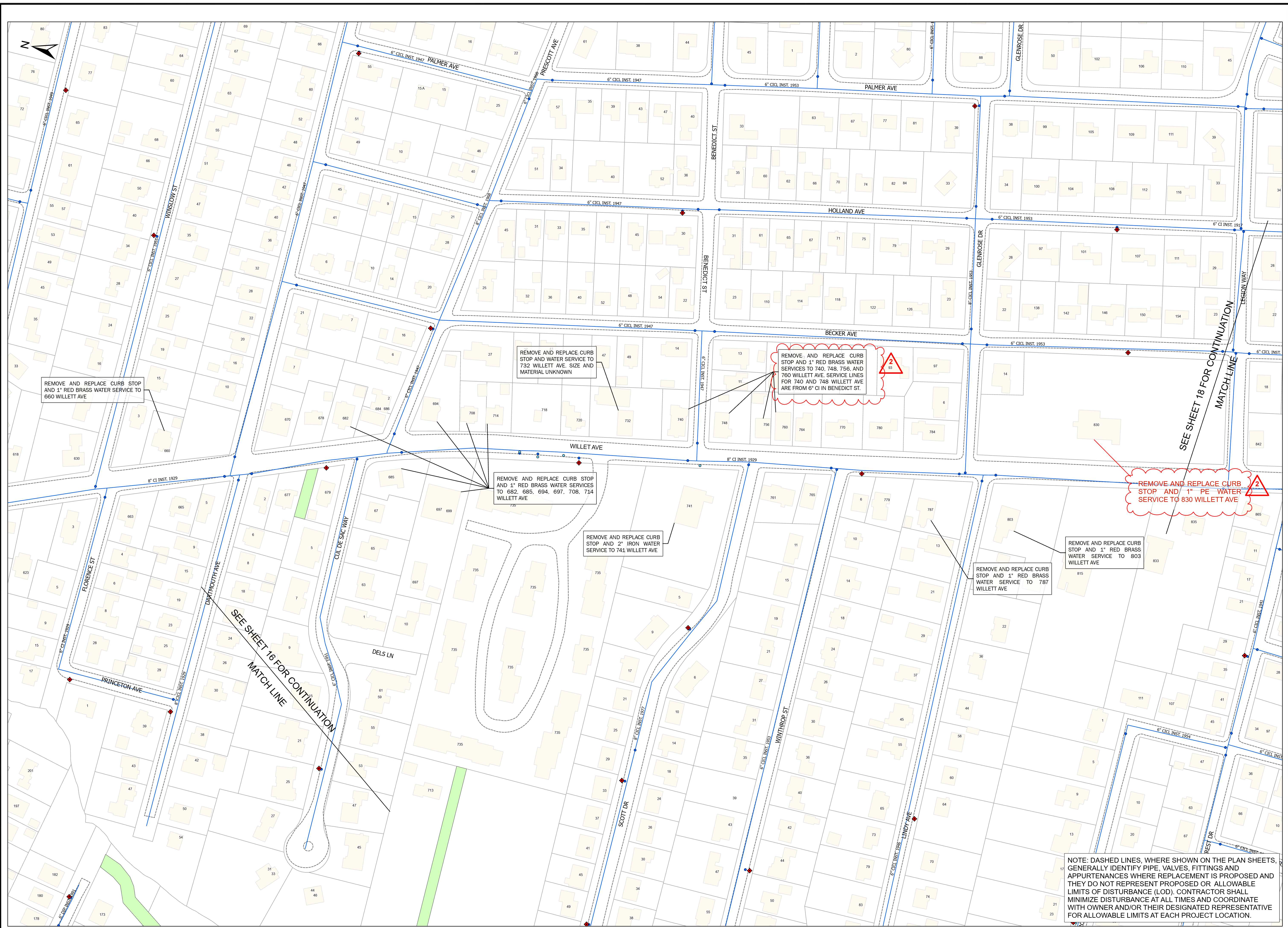
# CITY OF EAST PROVIDENCE WATER DEPARTMENT SYSTEM IMPROVEMENTS CLEANING AND LINING PHASE V REBID

- Legend**
- Parcel Boundaries
  - Water Valve
  - Water Service Valve
  - Water Pipe
  - Water Hydrant
  - Road Edges
  - Railroad Lines
  - Easements
  - Dirt Roads

REVISED BY ADDENDUM NO. 2  
ON OCTOBER 8, 2024  
PROJECT NO.: 12200.15  
DATE: SEPT. 2024  
SCALE: AS NOTED  
DESIGNED BY: JA  
CHECKED BY: BMB  
DRAWN BY: SP  
APPROVED BY: TPT  
DRAWING TITLE:

WILLETT AVENUE 3

C3.3  
SHEET NO. 17 OF 28



REMOVE AND REPLACE CURB STOP AND 1" RED BRASS WATER SERVICE TO 660 WILLETT AVE

REMOVE AND REPLACE CURB STOP AND WATER SERVICE TO 732 WILLETT AVE. SIZE AND MATERIAL UNKNOWN

REMOVE, AND REPLACE CURB STOP AND 1" RED BRASS WATER SERVICES TO 740, 748, 756, AND 760 WILLETT AVE. SERVICE LINES FOR 740 AND 748 WILLETT AVE ARE FROM 6" CI IN BENEDICT ST.

REMOVE AND REPLACE CURB STOP AND 1" RED BRASS WATER SERVICES TO 682, 685, 694, 697, 708, 714 WILLETT AVE

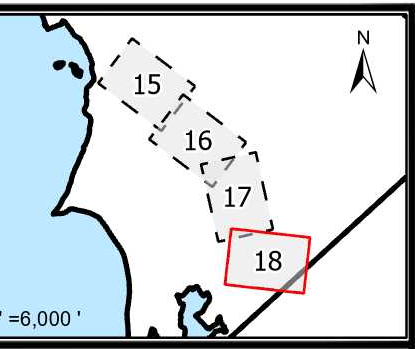
REMOVE AND REPLACE CURB STOP AND 2" IRON WATER SERVICE TO 741 WILLETT AVE

REMOVE AND REPLACE CURB STOP AND 1" RED BRASS WATER SERVICE TO 787 WILLETT AVE

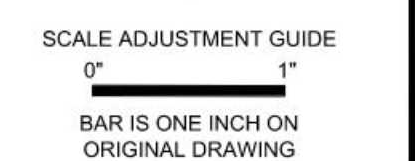
REMOVE AND REPLACE CURB STOP AND 1" RED BRASS WATER SERVICE TO 803 WILLETT AVE

REMOVE AND REPLACE CURB STOP AND 1" PE WATER SERVICE TO 830 WILLETT AVE

NOTE: DASHED LINES, WHERE SHOWN ON THE PLAN SHEETS, GENERALLY IDENTIFY PIPE, VALVES, FITTINGS AND APPURTENANCES WHERE REPLACEMENT IS PROPOSED AND THEY DO NOT REPRESENT PROPOSED OR ALLOWABLE LIMITS OF DISTURBANCE (LOD). CONTRACTOR SHALL MINIMIZE DISTURBANCE AT ALL TIMES AND COORDINATE WITH OWNER AND/OR THEIR DESIGNATED REPRESENTATIVE FOR ALLOWABLE LIMITS AT EACH PROJECT LOCATION.



1 INCH=80 FEET



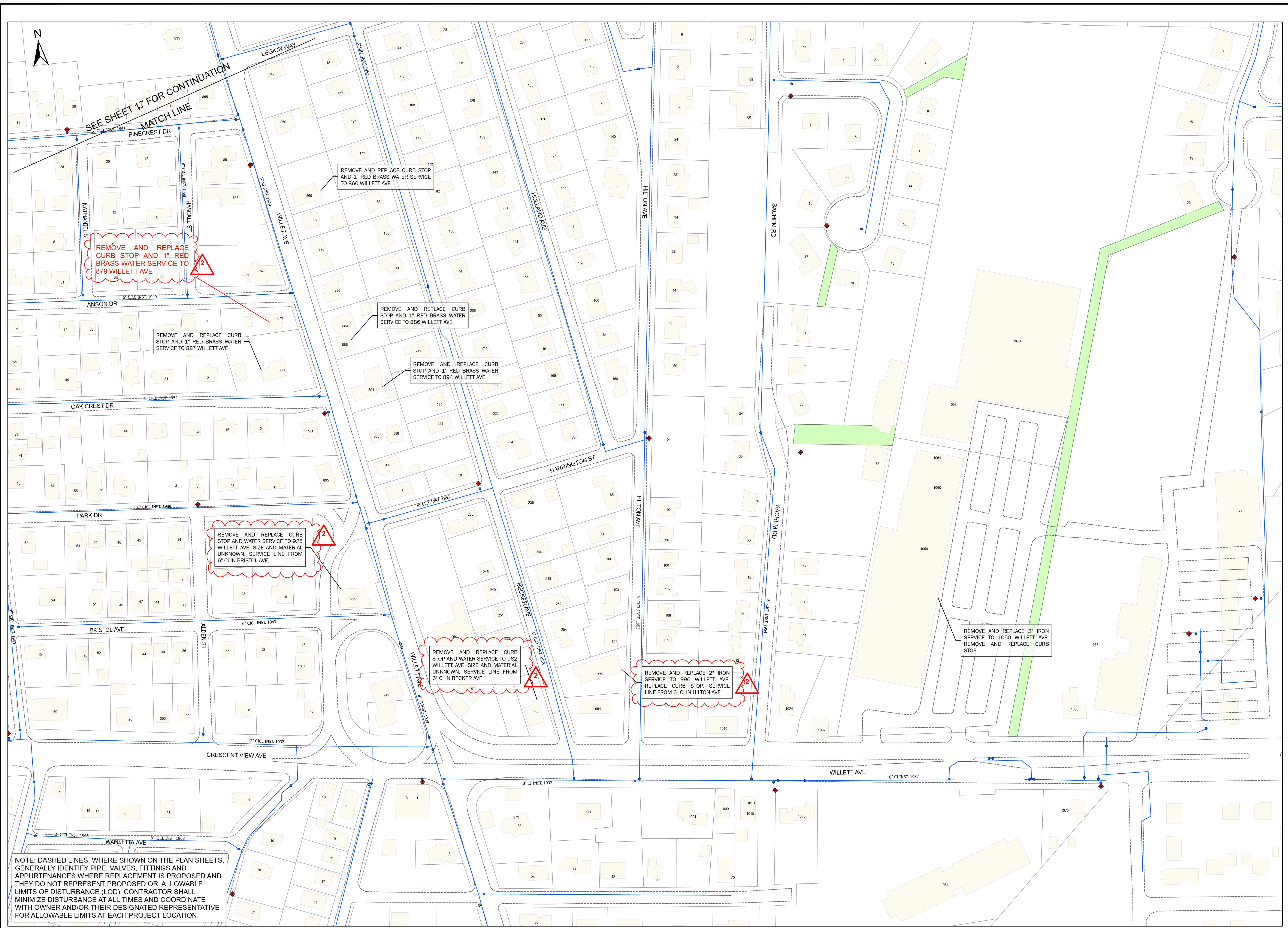
### CITY OF EAST PROVIDENCE WATER DEPARTMENT SYSTEM IMPROVEMENTS CLEANING AND LINING PHASE V REBID

- Legend**
- Parcel Boundaries
  - Water Valve
  - Water Service Valve
  - Water Pipe
  - Water Hydrant
  - Road Edges
  - Railroad Lines
  - Easements
  - Dirt Roads
  - Buildings

REVISED BY ADDENDUM NO. 2  
ON OCTOBER 8, 2024  
PROJECT NO.: 12200.15  
DATE: SEPT. 2024  
SCALE: AS NOTED  
DESIGNED BY: JA  
CHECKED BY: BMB  
DRAWN BY: SP  
APPROVED BY: TPT  
DRAWING TITLE:

WILLETT AVENUE 4

C3.4  
SHEET NO. 18 OF 28



NOTE: DASHED LINES, WHERE SHOWN ON THE PLAN SHEETS, GENERALLY IDENTIFY PIPE, VALVES, FITTINGS AND APPURTENANCES WHERE REPLACEMENT IS PROPOSED AND THEY DO NOT REPRESENT PROPOSED OR ALLOWABLE LIMITS OF DISTURBANCE (LOD). CONTRACTOR SHALL MINIMIZE DISTURBANCE AT ALL TIMES AND COORDINATE WITH OWNER AND/OR THEIR DESIGNATED REPRESENTATIVE FOR ALLOWABLE LIMITS AT EACH PROJECT LOCATION.

REMOVE AND REPLACE CURB STOP AND 1" RED BRASS WATER SERVICE TO 879 WILLETT AVE

REMOVE AND REPLACE CURB STOP AND 1" RED BRASS WATER SERVICE TO 887 WILLETT AVE

REMOVE AND REPLACE CURB STOP AND 1" RED BRASS WATER SERVICE TO 860 WILLETT AVE

REMOVE AND REPLACE CURB STOP AND 1" RED BRASS WATER SERVICE TO 886 WILLETT AVE

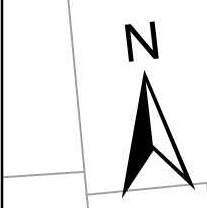
REMOVE AND REPLACE CURB STOP AND 1" RED BRASS WATER SERVICE TO 894 WILLETT AVE

REMOVE AND REPLACE CURB STOP AND WATER SERVICE TO 925 WILLETT AVE. SIZE AND MATERIAL UNKNOWN. SERVICE LINE FROM 6" CI IN BRISTOL AVE.

REMOVE AND REPLACE CURB STOP AND WATER SERVICE TO 982 WILLETT AVE. SIZE AND MATERIAL UNKNOWN. SERVICE LINE FROM 6" CI IN BECKER AVE.

REMOVE AND REPLACE 2" IRON SERVICE TO 996 WILLETT AVE. REPLACE CURB STOP. SERVICE LINE FROM 6" CI IN HILTON AVE.

REMOVE AND REPLACE 2" IRON SERVICE TO 1050 WILLETT AVE. REMOVE AND REPLACE CURB STOP



SEE SHEET 17 FOR CONTINUATION  
MATCH LINE