

CITY OF EAST PROVIDENCE

DOCKET-CITY COUNCIL MEETING & BUDGET WORKSHOP

TUESDAY, SEPTEMBER 19, 2023

CALL TO ORDER: 6:30 P.M.

145 TAUNTON AVENUE-CITY COUNCIL CHAMBERS

EAST PROVIDENCE, RHODE ISLAND

EXECUTIVE SESSION: CONFERENCE ROOM A

OPEN SESSION WILL IMMEDIATELY FOLLOW EXECUTIVE SESSION

Notice: The meeting will also be viewable live at:

<https://www.youtube.com/channel/UC0YEW6s1RpicKR47VMil1LA>

City Council:

Council President, Bob Rodericks – At Large

Council Vice-President: Frank Rego – Ward 1

Councilwoman Anna Sousa - Ward 2

Councilman Frank Fogarty - Ward 3

Councilman Rick Lawson - Ward 4

City Solicitor, Michael Marcello

City Clerk, Jill Seppa

I. CALL TO ORDER

Roll Call

Councilman Fogarty _____ Councilman Lawson _____ Council Vice President Rego _____

Councilwoman Sousa _____ Council President Rodericks _____

II. SALUTE TO THE FLAG

III. EXECUTIVE SESSION

The City Council of East Providence may meet in Executive Session,
pursuant to RIGL §42-46-5 (a)(2)

IV. RECONVENE TO OPEN SESSION

Councilman Fogarty _____ Councilman Lawson _____ Council Vice President Rego _____

Councilwoman Sousa _____ Council President Rodericks _____

V. MOTION TO SEAL EXECUTIVE SESSION MINUTES

Member	Aye	Nay
--------	-----	-----

Councilman Fogarty		
Councilman Lawson		
Council Vice President Rego		
Councilwoman Sousa		
Council President Rodericks		

VI. CONSENT CALENDAR - For discussion and possible vote

A. COUNCIL JOURNALS: none

B. TAX ABATEMENTS:

Year	Amount
2023	\$9246.00
Total	\$9246.00

VII. LICENSES - For discussion and possible vote

A. Motion to bundle licenses C1-C5

Member	Aye	Nay
Councilman Fogarty		
Councilman Lawson		
Council Vice President Rego		
Councilwoman Sousa		
Council President Rodericks		

B. Motion to approve licenses C1-C5

Member	Aye	Nay
Councilman Fogarty		
Councilman Lawson		
Council Vice President Rego		
Councilwoman Sousa		
Council President Rodericks		

A. NON-PUBLIC HEARING

1. Special Event Alcohol – Class F

Applicant name: Doris Moore on behalf of East End Theatre and Performing Arts
Event name: East End Pumpkin Patch
Location: 1336 Pawtucket Ave
Date and Time: October 14, 2023 11am-7pm

2. Special Event Alcohol – Class F

Applicant name: Doris Moore on behalf of East End Theatre and Performing Arts
Event name: East End Pumpkin Patch
Location: 1336 Pawtucket Ave
Date and Time: October 7, 2023 11am-7pm

3. Special Event Alcohol – Class F

Applicant name: Doris Moore on behalf of East End Theatre and Performing Arts
Event name: East End Pumpkin Patch
Location: 1336 Pawtucket Ave
Date and Time: October 21, 2023 11am-7pm

4. Special Event Alcohol – Class F

Applicant name: St. Brendan church
Event name: 20 Week Club Dinner
Location: 60 Turner Ave
Date and Time: September 22, 2023 11am-6:30pm

5. Special Event One Day Entertainment

Applicant name: Lynn Poissant
Event name: Family Fall Fest
Location: Forbes Field
Date and Time: September 23, 2023 12pm-4pm

D. PUBLIC HEARING

VIII. PROCLAMATIONS & PRESENTATIONS

- 1. Multipurpose Center: Sam Bradner, managing partner, Peregrine Group; David Andrade, vice president and architect, Starck Architects*

IX. COMMUNICATIONS

Any person who submits a communication to the Council and wishes to speak on it must indicate this in writing no later than 4:00 p.m. the Thursday prior to the next regularly scheduled Council meeting. A person who lists more than one topic on their communication will be allowed to speak on the first one listed.

- 1. Lauren Fogarty Program Coordinator (RI 250 Commission) Rob Rock Deputy Secretary of State/Director of Administration*

X. PUBLIC COMMENT

All persons wishing to make public comment shall sign a public comment sheet stating their name, address and the subject of their comments. Each speaker will be limited to three (3) minutes. The order of speakers will be on a first come, first serve basis and the maximum time for public comment shall be limited to thirty (30) minutes per meeting.

XI. APPOINTMENTS

1. Appointment to the City Council Senior and Disabled Citizens Committee – Tanya Brodd – Council Vice President Rego and Councilman Fogarty

Member	Aye	Nay
Councilman Fogarty		
Councilman Lawson		
Council Vice President Rego		
Councilwoman Sousa		
Council President Rodericks		

XII. COUNCIL MEMBERS

1. Discussion of regulations around fire pits in residential areas-*discussion only- Vice President Rego*
2. Clarify timeline for Charter Commission proposed revisions- *discussion and possible vote- Vice President Rego*

Member	Aye	Nay
Councilman Fogarty		
Councilman Lawson		
Council Vice President Rego		
Councilwoman Sousa		
Council President Rodericks		

3. Organization of Utility Art Box Project- *discussion only- Councilwoman Sousa*
4. Implementation of dedicated City Council social media-*discussion only-Councilwoman Sousa*
5. Discussion of potential Placemaking locations- *discussion only- Council Vice President Rego*

**XIII. PUBLIC HEARINGS – Ordinance for first and final passage and second passage -
For discussion and possible vote**

XIV. CONTINUED BUSINESS-none

XV. NEW BUSINESS

A. MAYOR COMMUNICATIONS

1. August Finance and Capital Expenses: Dir. Malcolm Moore
2. Suicide Prevention/Awareness Proclamation, Hispanic Heritage Month Proclamation, Brazilian Independence Day Proclamation

Link to the Mayors presented FY24 budget, printed copies are available in the Clerks office:

<https://stories.opengov.com/eastprovidenceri/published/veWMfZIm14u>

1. **School Department***
2. **Capital ***

3. City Government
 - City Council
 - Mayor's Office
 - City Clerk
 - Law
 - **Canvassing***

4. City Operations
 - Finance Controls & Accounts
 - Tax Collection
 - Tax Assessment
 - Human Resources
 - EEOC/Affirmative Action
 - **Information Technology ***
 - Miscellaneous
 - Debt Service
 - Capital

5. Community Development
 - Planning & Economic Development

6. Community Services
 - Recreation
 - Pierce Stadium
 - Carousel

- Library
- Senior Center

7. Public Works

- Public Works Director
- Building Inspection
- Engineering
- Highway/Parks
- Streetlights
- Refuse Disposal
- Public Buildings
- Central Garage

8. Public Safety

- Police Department
- Animal Shelter
- Harbormaster
- Fire Department
- Public Safety Communications

9. Enterprise Fund

- Wastewater Pollution Control
- Water Utilities

*intended to be discussed

B. REPORTS OF OTHER CITY OFFICIALS

C. REPORT OF SCHOOL COMMITTEE LIAISON

D. RESOLUTIONS - For discussion and possible vote

1. Resolution establishing the East Providence (RI250) committee-
Sponsor: Council Vice President Rego and Councilwoman Sousa

Member	Aye	Nay
Councilman Fogarty		
Councilman Lawson		
Council Vice President Rego		
Councilwoman Sousa		
Council President Rodericks		

- Resolution authorizing the mayor to enter into an agreement between Bigbelly Solar and the City of East Providence for the purchase of Bigbelly trash/recycling kiosks

Sponsor: Council President Rodericks

Member	Aye	Nay
Councilman Fogarty		
Councilman Lawson		
Council Vice President Rego		
Councilwoman Sousa		
Council President Rodericks		

E. INTRODUCTION OF ORDINANCES - For discussion and possible vote

- An ordinance in amendment of the revised ordinances of the City of East Providence, Rhode Island, 1998, as amended

Summary: Chapter 20 adding redevelopment agency

Sponsor: Council President Rodericks

Member	Aye	Nay
Councilman Fogarty		
Councilman Lawson		
Council Vice President Rego		
Councilwoman Sousa		
Council President Rodericks		

- An ordinance of the Council of the City of East Providence ordering the assessment and collection of property tax on the ratable real estate, tangible personal property and an excise tax on registering motor vehicles and trailers

Summary: Section 16-50 entitled "assessment" of Article IV entitled "Property Tax on Ratable Real Estate and Tangible Personal Property and Exise Tax on Registered Motor Vehicles and Trailers"

Sponsor: Council President Rodericks

Member	Aye	Nay
Councilman Fogarty		
Councilman Lawson		
Council Vice President Rego		
Councilwoman Sousa		
Council President Rodericks		

3. An ordinance authorizing the director of finance to borrow funds in anticipation of bonds

Summary: The Director of Finance is authorized to borrow during the fiscal year ending October 31, 2024

Sponsor: Council President Rodericks

Member	Aye	Nay
Councilman Fogarty		
Councilman Lawson		
Council Vice President Rego		
Councilwoman Sousa		
Council President Rodericks		

4. An ordinance authorizing the director of finance to borrow funds in anticipation of taxes

Summary: The Director of Finance is authorized to borrow during the fiscal year ending October 31, 2024

Sponsor: Council President Rodericks

Member	Aye	Nay
Councilman Fogarty		
Councilman Lawson		
Council Vice President Rego		
Councilwoman Sousa		
Council President Rodericks		

XVII. ADJOURNMENT


Member	Aye	Nay
Councilman Fogarty		
Councilman Lawson		
Council Vice President Rego		
Councilwoman Sousa		
Council President Rodericks		

If communication assistance is needed or any other accommodation to ensure equal participation, please contact the City Clerk's Office at 401.435.7590 at least 48 hours prior to the meeting date.

Communications

Forming a Local 250th Commission

By Johanna Porr Yaun



ANTHONY DA CRUZI / UNSPLASH

Many of us remember the Bicentennial period and the excitement surrounding 1976. Big corporations got into the spirit by rebranding their products with the stars and stripes, school children were tasked with civically inspired essay contests, and a reenacting community grew up around local historic sites. Bicentennial displays were everywhere, in every local historical society, and they even found their way into town halls, schools, and courthouses. Even if you weren't in the field in 1976, you've probably seen dusty and worn Bicentennial displays in forgotten corners of museums or finally being retired from public view. The commemoration of America's 200th birthday was all-encompassing, trickling down to even the smallest village museums. But why was it so ubiquitous?

Forming a Local 250th Commission

The answer is simple: organization and funding. In states in the Northeast, the commemoration was planned a decade in advance and by paid, dedicated staff. Through the program they set in motion, municipalities were able to apply for status as “a Bicentennial community” and receive rights to use unified branding and templates. Once official, these municipalities could request funds to cover the costs of exhibits, lectures, publications, school group tours, and patriotic parades.

But the upcoming 250th anniversary, the Semiquincentennial, is not structured with top-down funding guaranteed to local governments like the Bicentennial was fifty years ago. The work of producing local initiatives is less centralized administratively, and therefore will be unevenly—and perhaps poorly—funded. In addition to that, we must also contend with a decentralized public awareness. Going viral in 1976 meant getting some airtime on one of the primary television networks. This time around, professionals and amateur enthusiasts need to work together to avoid the pitfalls of over-politicized media and manage to get our information out to the public.

But before we can even begin thinking about shared calendars or media strategies, we need to figure out how to legitimize the grassroots committees that will do the heavy lifting as we decide how to frame out the upcoming decade. If you are reading this and your community hasn't gotten started yet, it's on you to act now!


In 2016, the U.S. Congress passed H.R. 4875, establishing the United States Semiquincentennial Act, later rebranded as America 250. This commits the federal

government to commemorating the 250th anniversary of the American Revolution with a primary focus on the Fourth of July in Philadelphia, but only until the resolution's termination date on December 31, 2027. Individual states, including New York, have taken it upon themselves to establish their own broader timeframes of commemoration.


In order for directives and (possible) funding to flow down to the local level, it's important that regions, counties, boroughs, towns, villages, and cities establish local Semiquincentennial commissions. The America 250 entity is not engaging in local research or programming planning, but if the work is done on the local level, the information can be brought to them for inclusion in the nationwide network.

Engage Elected Officials and Tourism Departments

Without the strong federal and state organization and financial support of the past, history organizations on a local level will have to invest in the planning process. But it will be worth it! As the History Relevance Initiative (active 2012–2021) explained, bringing residents and students a greater understanding of local history enhances critical thinking skills and gives communities a sense of identity.



Commemorative events like this one, where the Daughters of the American Revolution marked the 250th anniversary of the Boston Massacre, can bring local government, interest groups, history organizations, and communities together around a unified theme.



Our local governments also benefit via the economic development that comes with catering to heritage tourists (which are the best kind of tourists). They spend more, they stay longer, and they form long-term bonds with the historic sites that they visit. Study after study demonstrates that our museums and historic sites are anchor institutions that create economic ecosystems of their own, putting money in the hands of small shop and restaurant owners nearby. It also helps government budgets in the short term through hotel and sales tax revenue, and in the long term by attracting new investors.

Collaborative regional opportunities such as the Semiquincentennial also enhance museum and historic site professional networks by fostering communication between institutions. This results in the flow of resources and research, as well as new audiences.

This commemorative period is an opportunity to share responsibility with elected officials and tourism departments. They'll be able to garner support and secure needed funding if they feel like they are engaged in the process from the beginning. Forming a commission through your local government improves communication, establishes legitimacy for your actions and future requests, and allows you to use existing PR platforms to bring likely and unlikely stakeholders together.

Strategies for Forming a Commission


There are four broad approaches to forming a Semiquincentennial commission. Although circumstances vary, as a government historian I believe that the most direct way to create a sense of community ownership and secure buy-in from government officials is to lead the effort with a formal commission. The goal here is to choose the option that best enables an atmosphere that will attract a diverse commission that brings together history professionals as well as stakeholders from outside of the history and museum professions.

Strategy 1: By Executive Branch

If you feel that your best path is to inspire your city manager, village administrator, or county executive to endorse the mission to form a Semiquincentennial Commission, then you can start by writing a letter to that office holder. The letter should state the importance of the commemoration, make an argument for how it will benefit the community, and then outline how the commission will be constituted. This message should be delivered in writing and in person, if possible, to emphasize the importance.

- In Orange County, New York, County Executive Steven M. Neuhaus is active as a United States Navy Reservist, as well as a vocal supporter of veterans' issues. For this reason, I chose to approach

him and he was enthusiastic to issue Executive Order No. 2 of 2019 to establish the Orange County Semiquincentennial Commission. Because Orange County is home to dozens of important Revolutionary War sites and museums such as West Point Military Academy and Washington's Headquarters in Newburgh, and because the period of significance for these places spans the full length of the war, we decided to retain the commission from the time of the order until the end of 2033.



STEPHANIE R. LEPCOBI / UNEPLASH

Successful commissions benefit from the involvement or support of local government.

Strategy 2: By Legislative Branch

If you feel that your community would benefit from a broader base of support in this initial phase, you can approach your elected body and request the passing of a resolution. This approach can also start with a letter to the board leader, or perhaps a member who represents a ward or district that contains an important anchor institution poised to benefit. Or you can work with their administrative staff to create a Legislative Action Request. Either way, the request should include the significance of the anniversary, the civic and educational potential, and an outline of how the commission will be constituted.

- In Saratoga County, New York, where county government is managed by a Board of Supervisors, County Historian Lauren Roberts created the Saratoga County Semiquincentennial Commission via a resolution passed by the board. She looked back at former


Forming a Local 250th Commission

resolutions that had been passed for the 225th anniversary and the Bicentennial and used them as guidelines to create the new resolution. The resolution defines guidelines for who serves on the commission, ensuring that stakeholders from different groups have a seat at the table. It also defined the span of the commission becoming active at the time of passing (2021) through the end of 2033.

The two important pieces of information to include in either the executive order or resolution request are 1) the time frame of the active commission and 2) the structure and requirements for membership for the commission. A lot of the other details can be figured out in the following phases.

Span of Commission: Each community has factors that will inform the decision of how long the commission should remain active. If your community has tenuous connections to the events and people of the Revolution, it's possible that a commission effective only until 2026 will be necessary. If you are on the East Coast, it is more likely that you will choose dates of significance that terminate at the end of 2033.

Structure of Membership: The size of the commission can be based on a symbolic or practical number. This will differ greatly based on geographic region or density of participating institutions. Some might correlate the structure of the membership to the number of municipalities represented, or to the number of school districts. In Orange County, New York, these options would have yielded us too many members since we have 44 municipalities and 17 school districts. We chose instead to use the number 13 to symbolize the 13 colonies because it was manageable to organize that number of people into regular communication.



Commission projects can include researching and fundraising for new historic markers for your community.

Tip #1 Consider an executive order if you have a dynamic government manager who is willing to be a strong advocate for the commission. Consider a resolution if you are eager to build a wide base of support for the commemoration. Finally, consider a nonprofit if you are confident that you have the skills and connections necessary to raise donation-based funding.

Tip #2 Choose a commemorative period based on what suits your local resources, relevancy, and level of interest. Consider whether putting all your energy into a tighter time frame will have a greater impact on the community or whether you will need to spread out the commemoration to cover the anniversaries that are important to each of your local stakeholders.

Tip #3 Draft the letter to your local government with language that will be easily adapted to the final executive order, proclamation, or resolution so that it is easier for administrative staff to fulfill your request.

Tip #4 Predetermine a plan for choosing commissioners. Think about how you will ensure that the commissioners represent a swath of regions, institutions, and skillsets. Will it be open to anyone, or will seats be designated? (i.e. County Historian, a representative of the majority/minority political party, the Parks Commissioner, the director of the local historical society, a teacher, a curator, librarian, or whatever is relevant to your specific needs.)

Tip #5 Consider who might need to be left off the commission. For instance, the director of your most significant local museum may seem like a shoo-in, but if public funding is to be funneled through your commission and they are the most likely to apply, will that become a conflict of interest?

Strategy 3: A Nonprofit 501(c)(3) with a Board of Trustees

If you feel that there is enough community support to sustain the commemorative effort via donations and grant writing, or if you feel that a lack of governmental support leaves a vacuum that could be better filled through a public fundraising campaign, then it might be best to form a nonprofit with a board of trustees. This can be attached to a specific location of significance or represent a larger municipal boundary. Having a nonprofit also opens the possibility for collaboration as a larger region which may work well in communities that are not as saturated with Revolutionary War connections.

- In Westchester County, New York, a group of stakeholders came together under the leadership of Constance Kehoe to form a nonprofit. They have been able to raise money through private donations and grants and these efforts have been nimbler than the governmental bodies thus far. The group has held events, sponsored programming, and used grant money to create "Living



250th activities are opportunities to bring generations together (like the author and her family here) and work with local schools to create programming that meets their needs and standards.

History To-Go,” a catalog of living history professionals, their rates, and programming descriptions to make it easier for local museums, schools, and libraries to support local history professionals.

Strategy 4: A Committee or Working Group

If you are in a wide range of “other” situations, ranging from there being so much interest that it’s difficult to be non-political to the other end of the spectrum that this is seemingly not important enough to your community to be on the radar of local officials, then there might be a need to forgo commissions and nonprofits in favor of a committee or working group.

- In Dutchess County, New York, under the direction of the County Historian William P. Tatum, chairs of local level planning committees were invited to join a larger county-wide committee with representation from the Dutchess County Historical Society, the Board of Education, and Dutchess County Community College. This less formal arrangement gives stakeholders a forum for collaboration without politicizing the matter. This works well in Dutchess County’s situation because they are collaborating with other levels of organization, so fundraising can be done more advantageously on the local level and grant money can be accepted via the larger Hudson Valley 250 Working Group if/when it is available.

The goal here is to choose the option that best enables an atmosphere that will attract a diverse and active group that brings together professionals with stakeholders from outside of the history and museum professions.

Appointing Commissioners

In communities with strong museum professional networks, or in the case of New York where we have the existing Local Historians Law of 1919, it may be quite obvious as to who may want to serve on the Semiquincentennial Commission. However, it’s important to cast the net wide. By making a public announcement through media outlets asking for volunteers, you may attract new talent. Potential commissioners should be vetted to ensure that they understand the role that they are signing up for, know that it’s unpaid, and have some skills that contribute to the mission. A good way to gauge these factors is to ask for a letter of interest or résumé to be submitted to the appointing body.

A press release in local newspapers might attract good candidates, but you should also deliver the request for applicants directly to the institutions that you know will be your natural allies. You can consider teachers, museum professionals, historical society trustees, members of ancestral organizations, local business owners, genealogists, professors, graduate students, authors, media and marketing professionals, or anyone else who

has civic connections or simply has a creative disposition and is willing to serve. Bringing together as many different perspectives and supporting skills as possible will enhance the process of managing the commemoration.

Tip #1 Although the executive or board will have the power to appoint commissioners, it is beneficial to gather and review letters of interest and make recommendations to the appointing body. They will likely value your suggestions as it'll make the vetting process easier for their staff.

Tip #2 The perfect balance for assembling a commission is to co-mingle seasoned public history experts with younger professionals, college students, and members of the public with complementary skills. The goal is not only to plan events and programming, but to pass the torch generationally and culturally.

Tip #3 Create terms of service (perhaps two or three years each) to broaden the base of interest and to reduce the commemoration fatigue that comes from relying on the same volunteers for the long haul.

Phases of the Commission

Writers and Thinkers (Wisdom): Right now, it's important to have members of the commission who are able to provide substance. During this phase, it will be important to make the big decisions about purpose and identity and also map out the trajectory of the full commemorative period. In regions that are dense with related history, this group will need to be knowledgeable about the local sites and stories in order to work on guides, exhibits, brochures, and lesson plans in preparation for the anniversary years.

Promoters and Organizers (Work): Moving towards 2026, it will be important to have a team in place that can promote the work of the commission, be ambassadors of the plans, and help organize and budget for events.

Dignitaries and Public Officials (Wealth): From approximately 2026–2033 (or your specific commission termination date), it will be important to bring many unlikely allies into the fold. This is the time to engage local politicians, policymakers, and nonprofit leaders to ensure that they are stakeholders and witnesses to the success of the commission. If they see the educational, civic, and economic benefits of the commemoration, they will be more likely to support local history initiatives in the future. This is the chance to ensure that funding and resources are earmarked to continue supporting history initiatives beyond the 250th anniversary.

Funding Considerations

It's possible that federal or state money might trickle down to local commissions, so even if you don't feel that a formal commission will benefit the planning process,

your elected officials will be receptive to ensuring a potential funding conduit. If they are hesitant to the idea, just ask them to imagine having to decline public funds because the commission isn't official.

But as many of you will know from recent experiences with COVID-19, these types of promises can be subject to cancellation if sudden budget constrictions require cuts. All too often, humanities funding is targeted for these clawbacks. To avoid being tethered to budget decisions on the federal or state level, your local commission should pursue funds from the designating government. Every community will have a different approach to requesting reliable funds. This might range from asking for an annual planning budget of \$5,000 to support planning meetings and cover printing of brochures or press materials, to proposing a much larger and longer-term investment of something like \$1 million to be allocated as grants to historic structures that need substantial preservation investment.


If there are no public funds available, or if you feel that supplemental funding is needed, consider partnering with an existing nonprofit to act as the accountant or chartering your own to accept donations.

Creating Themes for an Educational Strategy

Congratulations, you have a commission! The local government officials are interested. It's time to structure your commemorative plans. Do you have just one person, place, or event to center all of the activities around? Are you interested in engaging all of your local institutions in learning about broader civic topics? Or do you have lots of small historical sites and societies that all want to be involved? Again, this may be very specific to your community, so there are individual factors at play.

The best way to navigate the sheer immensity of historical content, and to endure the decade of planning and executing ahead of us, is to frame the planning process around themes. There are two approaches to choose from, or you can borrow from both:

1. Select broad civic-based themes to help guide local discussions. This seems to be the approach of entities representing larger geographic regions or institutions. This model helps to foster interest from communities that may not feel that they are connected directly to the Revolutionary War, but can be led back there through the exploration of the war's reverberating impacts. This is the approach that AASLH and the New York State Historian have taken.





Connecting with local schools, libraries, and youth organizations is vital for bringing your 250th content and programming to young learners. From K-12 classrooms to scouting organizations and Boys & Girls Clubs, the 250th commemoration can spark lifelong interests in history and civics.

2. Form themes that are pulled directly from the historical timelines. This approach anchors the programming in material culture, including primary documents, objects, structures, and archaeological remains. This model ensures that the public in general and students in particular are building a web of understanding that can be a foundation for future self-education and enrichment.

Tip #1 At the first meeting of the newly appointed commissioners, bring them together to brainstorm which themes they feel would resonate with your community.

Tip #2 Create a guide committee so that a smaller group of commissioners can focus on research and writing, while others' time can be allocated towards networking, fundraising, or planning programming in subsequent phases.

Tip #3 Connect with social studies teachers and librarians to ensure that you are incorporating themes that will be relevant to classroom material.

Tip #4 By charting your local themes with the national themes developed by AASLH for the 250th, you can put a contemporary spin on previous work.

Creating a Guide

The next step is to create a guide to help teachers, museum professionals, and the public to form their own programming around the themes. This can be as simple as a one-page handout explaining the themes and how they can be adapted to showcase local history. Or it can be an elaborate compilation of primary documents, timelines, locations of significance, or even full lesson plans.

This guide should be disseminated to each museum, historical society, social studies teacher, librarian, tourism office, and chamber of commerce by the end of 2023 to ensure that each institution has time to plan ahead and incorporate the themes into their programming.

Along with the guide, these entities should be informed that you are not asking them to drop everything they have planned to get onboard. Rather, if each institution or stakeholder is willing to create just one exhibit or program that connects to the theme each year, that will be enough to have a collective impact.


The External Work

When laid out in full, this all may seem overwhelming. But the task at hand is to create the framework that will unify the effort to commemorate the 250th anniversary of the American Revolution, not to put yourself into a position where you are trying to orchestrate every detail. In Orange County, New York, we have more than sixty museums and nearly twenty school districts. If each commit to hosting just one program or exhibit that is on theme, the impact will be substantial.

Since I became involved with planning for the Semiquincentennial in 2019, I have heard from many stakeholders about their fears of burnout. Among the contributors to this impending commemoration fatigue are:

- The sheer amount of history to be interpreted
- The potential length of the anniversary
- Ongoing need to maintain will and interest from elected officials

Forming a Local 250th Commission



Events like reenactments can make history visible on the landscape and interest new audiences.

- Need to engage diverse stakeholders in decision-making
- Technological and educational changes since 1976
- Changing standards in history/social studies education
- Decline of school field trip opportunities
- Getting state and local government on board
- Widespread lack of funding

With all these stressors in mind, here are strategies being leveraged by local commissions, nonprofits, and committees to address them:

Tip #1 Work directly with libraries if there is no way to reach students and families in a school setting.

Tip #2 Think regionally to reflect historical events more accurately as often municipal borders have shifted from historical lines and it may be relevant that a regional landscape plays a dominant role in the story.

Tip #3 Partner with strong arts, music, business, artisan, and hospitality industries on collaborative projects to enhance each other's endeavors and goals. Be open to abstract points of entry to attract new audiences and bring a greater diversity of community voices to the endeavor.

Tip #4 Compile information to provide to outside groups so that they can help themselves without direct

involvement from the commission or committee. This might include providing a list of speakers and reenactors, reading lists for book clubs, information about museums with traveling programs, timelines of important dates, or a resource guide for researching from local collections.

History organizations today are faced with a challenge to create an important commemoration without the kind of guaranteed public and political support that was taken for granted in the past. We in the history community are tapped into silos that we'll need to activate through word-of-mouth, activism, and social media. We are tasked with this difficult mission while also needing to convey the message that this is not an obscure club for historians; everyone is welcome and encouraged to participate in this once-in-a-generation opportunity that is just around the corner.



Johanna Porr Yaun serves as County Historian in Orange County, New York, and teaches historic preservation at SUNY Westchester Community College. In 2019 Johanna facilitated the formation of the Orange County Semiquincentennial Commission and has since co-chaired the Hudson Valley 250 Working Group and served on the Office of State History Field Guide Committee. Contact Johanna at johannayaun.com.

Learn more about Semiquincentennial planning and how you can get involved at aaslh.org/250.



State of Rhode Island
Rhode Island 250 "Semiquincentennial" (250th) RI250
Commission

June 28, 2023

Good afternoon,

Thank you for taking the time to speak with us today.

As we approach our nation's 250th anniversary, the Rhode Island 250th (RI250) Commission has been charged with developing ways to recognize and honor the important Rhode Island history that has so greatly influenced the ideals of freedom, equality, and independence in our country. However, the Commission cannot do so alone. Collaboration with local governments, committees, and organizations is a crucial duty of the Commission in order to honor the vast and varied local histories of our cities and towns.

I hope that our discussion today helped you to begin to think about what such a commemoration may look like in your own municipality. There are countless ways your city or town can promote civic pride and recognize local history, ranging from decorations to events and activities, and so much more.

The RI250 Commission is available to support and promote local efforts to commemorate the Semiquincentennial. Both Lauren Fogarty, RI250 Program Coordinator, and I are happy to discuss how we, and the Commission as a whole, can support efforts in your cities and towns to properly commemorate this important anniversary.

By working together to engage local communities and foster civic pride across Rhode Island, we can lead the way in recognizing and honoring the important history that the 2026 Semiquincentennial represents.

If you have any questions or if we can help in any way, please do not hesitate to contact Lauren at lfogarty@sos.ri.gov, or visit our [website](#) for more information. I hope that you will consider bringing the 250th anniversary to your town.

Sincerely,

Gregg M. Amore
Secretary of State

State of Rhode Island

SENATOR
VALARIE J. LAWSON
District 14

DEPUTY MAJORITY LEADER

122 Hoyt Avenue
East Providence, Rhode Island 02916

sen-lawson@rilegislature.gov



Senate Chamber

VICE-CHAIR
Committee on Rules
Government Ethics & Oversight

SECRETARY
Committee on
Health & Human Services

SECRETARY
Committee on Special Legislation &
Veterans' Affairs

August 28, 2023

East Providence City Council
145 Taunton Avenue
East Providence, RI
02914

To the Honorable Council Members,

As we approach our nation's 250th anniversary, the Rhode Island 250th (RI250) Commission has been charged with developing ways to recognize and honor the important role that Rhode Island had in the founding of our country. The Commission cannot do so alone. As a former Commission member, I understand firsthand the importance of East Providence collaborating with RI250 to mark this milestone! In organizing our own local committee, we have the opportunity to ensure our own unique history is honored.

It is my hope that you are considering what a commemoration may look like in our city. This initiative is a perfect opportunity to promote civic pride and recognize our local history. There are countless ways to mark this commemoration ranging from decorations to events and activities, and so much more.

I urge you to please support this effort and establish a local 250 committee in East Providence. Although 2026 may seem far away, time is of the essence. If you have any questions, please do not hesitate to contact me. I hope that you will consider bringing the 250th anniversary to East Providence!

Sincerely,

A handwritten signature in cursive script that reads "Valarie J. Lawson".

Senator Valarie J. Lawson
District 14, East Providence

Council Items

STATE OF RHODE ISLAND AND PROVIDENCE PLANTATIONS

CITY OF EAST PROVIDENCE

CHAPTER **780**

AN ORDINANCE IN AMENDMENT OF CHAPTER 5 OF THE
REVISED ORDINANCES OF THE CITY OF EAST PROVIDENCE,
1998, AS AMENDED, ENTITLED "FIRE PREVENTION"

THE CITY COUNCIL OF THE CITY OF EAST PROVIDENCE HEREBY ORDAINS:

Sec. 5-2. Amendments.

The Rhode Island Fire Safety Code, as adopted by section 5-1, is hereby amended, deleted from and added to as follows:

(NFPA 1) 10.11 Open Flame, Candles, Open Fires, and Incinerators.

(NFPA 1) 10.11.1 Permits. (Amd)

Permits, where required, shall comply with Section 1.12 of NFPA 1 (2012 edition).

(NFPA 1) 10.11.1.1 (Amd)

Permits shall not be required for cooking and recreational fires. All other types of fire require a permit (see 10.11.4.2.1 (Add))

(NFPA 1) 10.11.1.2

Where burning is conducted on public property or the property of someone other than the permit applicant, the permit applicant shall demonstrate that permission has been obtained by the appropriate government agency, the owner, or the owner's authorized agent.

(NFPA 1) 10.11.1.3

When limits for atmospheric conditions or hours restrict burning, such limits shall be designated in the permit restrictions.

(NFPA 1) 10.11.1.4

Instructions or stipulations of permit shall be followed.

(NFPA 1) 10.11.2

The AHJ shall have the authority to prohibit any or all open flames, candles, and open, recreational, and cooking fires or other sources of ignition, or establish special regulations on the use of any form of fire or smoking material where circumstances make such conditions hazardous.

(NFPA 1) 10.11.3 Outdoor Fires.

(NFPA 1) 10.11.3.1

Outdoor fires shall not be built, ignited, or maintained in or upon hazardous fire areas, except by permit from the AHJ.

(NFPA 1) 10.11.3.2

Permanent barbecues, portable barbecues, outdoor fireplaces, or grills shall not be used for the disposal of rubbish, trash, or combustible waste material.

(NFPA 1) 10.11.4 Open Fires.

(NFPA 1) 10.11.4.1

Permitted open fires shall be located not less than 50 feet (15m) from any structure.

(NFPA 1) 10.11.4.2 (Amd)

Burning hours shall be daylight until 11:00 PM.

(NFPA 1) 10.11.4.2.1 (Add)

No person shall kindle or maintain (without permit) any fire or authorize any such fire to be kindled or maintained with the following exceptions:

1. Cooking of food on barbecues or charcoal grills. Cooking on these devices shall be in preparation of a meal.

2. Propane/natural gas fire places/pits officially designed and listed as an outdoor fire place/pit shall be permitted. Fire places/pits shall be operated according to ~~manufactures~~ manufacturers' instructions in a safe manner.

A. Fire places/pits shall not be left unattended.

B. Adult supervision is required at all times.

C. Propane tanks shall be listed, in good condition and have a current certification.

3. Residential outdoor recreational wood-burning fires, which shall meet the following requirements:

- A. All residential outdoor recreational clean wood-burning fires shall be kindled and maintained within a designated fire place/pit, purchased or constructed, that is wholly constituted of non-flammable material, with a cover, and does not exceed three (3) feet in diameter by two (2) feet in height, as determined by the East Providence Fire Chief or designee. Commercially purchased fire places/pits shall be operated according to manufacturers' instructions in a safe manner. "Approved" fire places/pits shall include spark arresting covers or chimney caps.
- B. All residential outdoor recreational clean wood-burning fires shall burn exclusively "clean wood." Fuel for a recreational fire shall consist only of seasoned dry firewood (dried at least six months) to minimize the generation of air contaminants. No other wood or material may be burned. "Clean wood" means natural wood or pellets, made therefrom that has not been painted, stained, coated, preserved or treated with a synthetic substance, including, but not limited to, copper chromium arsenate, creosote, or pentachlorophenol. "Clean wood" does not include driftwood, and does not include construction or demolition debris, nor wood that contains any glue or resin, as in plywood or other composite wood products.
- C. All residential outdoor recreational clean wood-burning fires must be located at least thirty (30) feet away from any abutting property owner's dwelling or structure or roadway, as determined by the East Providence Fire Chief or designee. Such fires must not cause noxious emissions on the property of others, or other nuisance or hazard to surrounding persons or property, as determined by the East Providence Fire Chief, or designee, or other duly constituted authority.
- D. The use of accelerants to kindle or maintain residential outdoor recreational clean wood-burning fires is prohibited. Accelerants include, but are not limited to, gasoline, diesel fuel, kerosene, turpentine, butane, lighter fluid and other flammable solvents. Further, all residential outdoor recreational clean wood-burning fires must be kindled and maintained at a minimum distance of fifty (50) feet from any storage receptacle containing an accelerant.
- E. A competent person of at least eighteen (18) years of age, possessing access to a source of water (e.g. a garden hose connected to a water supply) sufficient to extinguish such fire shall constantly attend such fire until the fire is extinguished.
- F. All residential outdoor recreational clean wood-burning fires shall be immediately and entirely extinguished upon the direction of a member of the East Providence Fire Department, the East Providence Police Department, or other duly constituted authority, if such action is in the best interests of the health, safety and welfare of any citizen(s) of the city.
- G. Wood burning fire pits, portable outdoor fireplace/pits, are only allowed at single family dwellings or duplexes in East Providence.
- H. The fire department shall prohibit burning which will be offensive or objectionable due to smoke or odor emission when atmospheric conditions or local circumstances make such fires hazardous. Burning shall not be conducted when wind speed exceeds 15 mph, or when the fire weather forecast is at a "Red Flag Warning" per the National Weather Service.

I. Any person found in violation of this ordinance shall be issued a warning citation. A second offense within one calendar year, upon conviction, shall be punished by a fine of one hundred dollars (\$100.00) for the second offense. The penalty for the third offense within one calendar year shall be two hundred dollars (\$200.00), the penalty for a fourth and/or each subsequent offense within one calendar year shall be a fine up to five hundred dollars (\$500.00) for each subsequent offense. Members of the East Providence Police Department shall have the authority to issue citations for violations of this ordinance.

3, 4. Fires authorized by the fire department for the purpose of training firefighters and retarding the spread of fire.

4, 5. Ceremonial burning. Burning that is an integral part of a religious or fraternal organization's ceremonies, by permit, issued by the city fire marshal.

5, 6. Live fires for the purpose of training employees in the use and operation of fire extinguishers and fire equipment shall be authorized upon approval of the fire chief and the state department environmental management. Such live fire training shall be in accordance with all applicable National Fire Protection Agency standards. A certified fire extinguisher instructor shall be present at all times during the training for instruction in the use and operation of fire extinguishers and fire equipment.

(NFPA 1) 10.11.4.3

Recreational fires shall not be located within 25 feet (7.6m) of a structure or combustible material unless contained in an approved manner.

(NFPA 1) 10.11.4.4

Conditions that could cause a fire to spread to within 25 feet (7.6m) of a structure shall be eliminated prior to ignition.

(NFPA 1) 10.11.5 Fire Attendant.

(NFPA 1) 10.11.5.1

Open, recreational, and cooking fires shall be constantly attended by a competent person until such fire is extinguished.

(NFPA 1) 10.11.5.2

This person shall have a garden hose connected to the water supply or other fire-extinguishing equipment readily available for use.

(NFPA 1) 10.11.6 Cooking Equipment.

(NFPA 1) 10.11.6.1

For other than one- and two-family dwellings, no hibachi, grill, or other similar devices used for cooking, heating, or any other purpose shall be used or kindled on any balcony, under any overhanging portion, or within 10 feet (3m) of any structure.

(NFPA 1) 10.11.6.2

For other than one-and two-family dwellings, no hibachi, grill, or other similar devices used for cooking shall be stored on a balcony.

(NFPA 1) 10.11.6.3

Listed equipment permanently installed in accordance with its listing, applicable codes, and manufacturer's instructions shall be permitted.

(NFPA 1) 10.11.7 Installation of Patio Heaters.

(NFPA 1) 10.11.7.1

Patio heaters utilizing an integral LP-Gas container greater than 1.08 lb (0.49 kg) propane capacity shall comply with 10.11.7.2 and 10.11.7.3. [58:6.20.2.1]

(NFPA 1) 10.11.7.2

Patio heaters shall be listed and used in accordance with their listing and the manufacturer's instructions. [58:6.20.2.2]

(NFPA 1) 10.11.7.3

Patio heaters shall not be located within 5 feet (1.5m) of exits from an assembly occupancy. [58:6.20.2.3]

(NFPA 1) 10.11.8 Incinerators and Fireplaces.

(NFPA 1) 10.11.8.1

Incinerators, outdoor fireplaces, permanent barbecues, and grills shall not be built, installed, or maintained without prior approval of the AHJ.

(NFPA 1) 10.11.8.2

Incinerators, outdoor fireplaces, permanent barbecues, and grills shall be maintained in good repair and in a safe condition at all times.

(NFPA 1) 10.11.8.3

Openings in incinerators, outdoor fireplaces, permanent barbecues, and grills shall be provided with an approved spark arrester, screen, or door.

(NFPA 1) 10.11.9 Open-Flame Devices.

(NFPA 1) 10.11.9.1

Welding torches, tar pots, decorative torches, and other devices, machines, or processes liable to start or cause a fire shall not be operated or used in or upon any areas, except by permit from the AHJ.

(NFPA 1) 10.11.9.2

Flame-employing devices, such as lanterns or kerosene road flares, and fuses shall not be operated or used as a signal or marker in or upon any areas unless at the scene of emergencies or railroad operations. (See Chapter 16 and Chapter 65 for additional guidance.)

(NFPA 1) 10.11.10 Discontinuance.

The AHJ shall be authorized to require any fire to be immediately discontinued if the fire is determined to constitute a hazardous condition.

SECTION II. This ordinance shall take effect upon its second passage and all ordinances or parts of ordinances inconsistent herewith are hereby repealed.

Given first passage July 7, 2020 and referred to September 1, 2020 at 7:00 p.m. for a hearing and consideration of final passage; and adopted September 1, 2020

Attest:


City Clerk of East Providence, Rhode Island

Introduced by: Councilman Cahoon

 9/4/20

APPROVED
City of East Providence
Mayor Roberto D. DaSilva

Signature 9/4/2020

Ch. 780 Exhibit A

STATE OF RHODE ISLAND AND PROVIDENCE PLANTATIONS

CITY OF EAST PROVIDENCE

CHAPTER 780

AN ORDINANCE IN AMENDMENT OF CHAPTER 5 OF THE
REVISED ORDINANCES OF THE CITY OF EAST PROVIDENCE,
1998, AS AMENDED, ENTITLED "FIRE PREVENTION"

THE CITY COUNCIL OF THE CITY OF EAST PROVIDENCE HEREBY ORDAINS:

Sec. 5-2. Amendments.

The Rhode Island Fire Safety Code, as adopted by section 5-1, is hereby amended, deleted from and added to as follows:

(NFPA 1) 10.11 Open Flame, Candles, Open Fires, and Incinerators.

(NFPA 1) 10.11.1 Permits. (Amd)

Permits, where required, shall comply with Section 1.12 of NFPA 1 (2012 edition).

(NFPA 1) 10.11.1.1 (Amd)

Permits shall not be required for cooking and recreational fires. All other types of fire require a permit (see 10.11.4.2.1 (Add))

(NFPA 1) 10.11.1.2

Where burning is conducted on public property or the property of someone other than the permit applicant, the permit applicant shall demonstrate that permission has been obtained by the appropriate government agency, the owner, or the owner's authorized agent.

(NFPA 1) 10.11.1.3

When limits for atmospheric conditions or hours restrict burning, such limits shall be designated in the permit restrictions.

(NFPA 1) 10.11.1.4

Instructions or stipulations of permit shall be followed.

Ch. 780 Exhibit A.

(NFPA 1) 10.11.2

The AHJ shall have the authority to prohibit any or all open flames, candles, and open, recreational, and cooking fires or other sources of ignition, or establish special regulations on the use of any form of fire or smoking material where circumstances make such conditions hazardous.

(NFPA 1) 10.11.3 Outdoor Fires.

(NFPA 1) 10.11.3.1

Outdoor fires shall not be built, ignited, or maintained in or upon hazardous fire areas, except by permit from the AHJ.

(NFPA 1) 10.11.3.2

Permanent barbecues, portable barbecues, outdoor fireplaces, or grills shall not be used for the disposal of rubbish, trash, or combustible waste material.

(NFPA 1) 10.11.4 Open Fires.

(NFPA 1) 10.11.4.1

Permitted open fires shall be located not less than 50 feet (15m) from any structure.

(NFPA 1) 10.11.4.2 (Amd)

Burning hours shall be daylight until 11:00 PM.

(NFPA 1) 10.11.4.2.1 (Add)

No person shall kindle or maintain (without permit) any fire or authorize any such fire to be kindled or maintained with the following exceptions:

1. Cooking of food on barbecues or charcoal grills. Cooking on these devices shall be in preparation of a meal.
2. Propane/natural gas fire places/pits officially designed and listed as an outdoor fire place/pit shall be permitted. Fire places/pits shall be operated according to ~~manufactures~~ manufacturers' instructions in a safe manner.
 - A. Fire places/pits shall not be left unattended.
 - B. Adult supervision is required at all times.
 - C. Propane tanks shall be listed, in good condition and have a current certification.

Ch 780 Exhibit A

3. Residential outdoor recreational wood-burning fires, which shall meet the following requirements:

- A. All residential outdoor recreational clean wood-burning fires shall be kindled and maintained within a designated fire place/pit, purchased or constructed, that is wholly constituted of non-flammable material, with a cover, and does not exceed three (3) feet in diameter by two (2) feet in height, as determined by the East Providence Fire Chief or designee. Commercially purchased fire places/pits shall be operated according to manufacturers' instructions in a safe manner. "Approved" fire places/pits shall include spark arresting covers or chimney caps.
- B. All residential outdoor recreational clean wood-burning fires shall burn exclusively "clean wood." Fuel for a recreational fire shall consist only of seasoned dry firewood (dried at least six months) to minimize the generation of air contaminants. No other wood or material may be burned. "Clean wood" means natural wood or pellets, made therefrom that has not been painted, stained, coated, preserved or treated with a synthetic substance, including, but not limited to, copper chromium arsenate, creosote, or pentachlorophenol. "Clean wood" does not include driftwood, and does not include construction or demolition debris, nor wood that contains any glue or resin, as in plywood or other composite wood products.
- C. All residential outdoor recreational clean wood-burning fires must be located at least thirty (30) feet away from any abutting property owner's dwelling or structure or roadway, as determined by the East Providence Fire Chief or designee. Such fires must not cause noxious emissions on the property of others, or other nuisance or hazard to surrounding persons or property, as determined by the East Providence Fire Chief, or designee, or other duly constituted authority.
- D. The use of accelerants to kindle or maintain residential outdoor recreational clean wood-burning fires is prohibited. Accelerants include, but are not limited to, gasoline, diesel fuel, kerosene, turpentine, butane, lighter fluid and other flammable solvents. Further, all residential outdoor recreational clean wood-burning fires must be kindled and maintained at a minimum distance of fifty (50) feet from any storage receptacle containing an accelerant.
- E. A competent person of at least eighteen (18) years of age, possessing access to a source of water (e.g. a garden hose connected to a water supply) sufficient to extinguish such fire shall constantly attend such fire until the fire is extinguished.
- F. All residential outdoor recreational clean wood-burning fires shall be immediately and entirely extinguished upon the direction of a member of the East Providence Fire Department, the East Providence Police Department, or other duly constituted authority, if such action is in the best interests of the health, safety and welfare of any citizen(s) of the city.
- G. Wood burning fire pits, portable outdoor fireplace/pits, are only allowed at single family dwellings or duplexes in East Providence.

Ch. 780 Exhibit A

- H. The fire department shall prohibit burning which will be offensive or objectionable due to smoke or odor emission when atmospheric conditions or local circumstances make such fires hazardous. Burning shall not be conducted when wind speed exceeds 15 mph, or when the fire weather forecast is at a "Red Flag Warning" per the National Weather Service.
- I. Any person found in violation of this ordinance shall be issued a warning citation. A second offense within one calendar year, upon conviction, shall be punished by a fine of one hundred dollars (\$100.00) for the second offense. The penalty for the third offense within one calendar year shall be two hundred dollars (\$200.00), the penalty for a fourth and/or each subsequent offense within one calendar year shall be a fine up to five hundred dollars (\$500.00) for each subsequent offense. Members of the East Providence Police Department shall have the authority to issue citations for violations of this ordinance.

3. 4. Fires authorized by the fire department for the purpose of training firefighters and retarding the spread of fire.

4. 5. Ceremonial burning. Burning that is an integral part of a religious or fraternal organization's ceremonies, by permit, issued by the city fire marshal.

5. 6. Live fires for the purpose of training employees in the use and operation of fire extinguishers and fire equipment shall be authorized upon approval of the fire chief and the state department environmental management. Such live fire training shall be in accordance with all applicable National Fire Protection Agency standards. A certified fire extinguisher instructor shall be present at all times during the training for instruction in the use and operation of fire extinguishers and fire equipment.

(NFPA 1) 10.11.4.3

Recreational fires shall not be located within 25 feet (7.6m) of a structure or combustible material unless contained in an approved manner.

(NFPA 1) 10.11.4.4

Conditions that could cause a fire to spread to within 25 feet (7.6m) of a structure shall be eliminated prior to ignition.

(NFPA 1) 10.11.5 Fire Attendant.

(NFPA 1) 10.11.5.1

Open, recreational, and cooking fires shall be constantly attended by a competent person until such fire is extinguished.

(NFPA 1) 10.11.5.2

Ch. 780 Exhibit A

This person shall have a garden hose connected to the water supply or other fire-extinguishing equipment readily available for use.

(NFPA 1) 10.11.6 Cooking Equipment.

(NFPA 1) 10.11.6.1

For other than one- and two-family dwellings, no hibachi, grill, or other similar devices used for cooking, heating, or any other purpose shall be used or kindled on any balcony, under any overhanging portion, or within 10 feet (3m) of any structure.

(NFPA 1) 10.11.6.2

For other than one-and two-family dwellings, no hibachi, grill, or other similar devices used for cooking shall be stored on a balcony.

(NFPA 1) 10.11.6.3

Listed equipment permanently installed in accordance with its listing, applicable codes, and manufacturer's instructions shall be permitted.

(NFPA 1) 10.11.7 Installation of Patio Heaters.

(NFPA 1) 10.11.7.1

Patio heaters utilizing an integral LP-Gas container greater than 1.08 lb (0.49 kg) propane capacity shall comply with 10.11.7.2 and 10.11.7.3. [58:6.20.2.1]

(NFPA 1) 10.11.7.2

Patio heaters shall be listed and used in accordance with their listing and the manufacturer's instructions. [58:6.20.2.2]

(NFPA 1) 10.11.7.3

Patio heaters shall not be located within 5 feet (1.5m) of exits from an assembly occupancy. [58:6.20.2.3]

(NFPA 1) 10.11.8 Incinerators and Fireplaces.

(NFPA 1) 10.11.8.1

Incinerators, outdoor fireplaces, permanent barbecues, and grills shall not be built, installed, or maintained without prior approval of the AHJ.

Ch. 780 Exhibit A

(NFPA 1) 10.11.8.2

Incinerators, outdoor fireplaces, permanent barbecues, and grills shall be maintained in good repair and in a safe condition at all times.

(NFPA 1) 10.11.8.3

Openings in incinerators, outdoor fireplaces, permanent barbecues, and grills shall be provided with an approved spark arrester, screen, or door.

(NFPA 1) 10.11.9 Open-Flame Devices.

(NFPA 1) 10.11.9.1

Welding torches, tar pots, decorative torches, and other devices, machines, or processes liable to start or cause a fire shall not be operated or used in or upon any areas, except by permit from the AHJ.

(NFPA 1) 10.11.9.2

Flame-employing devices, such as lanterns or kerosene road flares, and fuses shall not be operated or used as a signal or marker in or upon any areas unless at the scene of emergencies or railroad operations. *(See Chapter 16 and Chapter 65 for additional guidance.)*

(NFPA 1) 10.11.10 Discontinuance.

The AHJ shall be authorized to require any fire to be immediately discontinued if the fire is determined to constitute a hazardous condition.

SECTION II. This ordinance shall take effect upon its second passage and all ordinances or parts of ordinances inconsistent herewith are hereby repealed.

Given first passage 7-7-20 and referred to 9-1-20 at 7:00 p.m. for a hearing and consideration of final passage; and adopted 9-1-20

Attest:

City Clerk of East Providence, Rhode Island

Introduced by: Councilman Cahoon

Mayor Communications



City of East Providence
Office of the Mayor
Roberto L. DaSilva

September 13, 2023

Bob Rodericks
Council President
East Providence City Council
145 Taunton Ave.
East Providence, RI 02914

Re: Mayor Communications & Docket items – September 19, 2023 Docket

Dear Council President Rodericks and Members of the Council,
Please see information below - Mayor Communications and requests of the Administration
before the Council: **Mayor Communications:** Dir. of Administration Napoleon Gonsalves

1. Appointment /Reappointment requiring Council Confirmation

- None

2. Appointment/Reappointment not requiring Council Confirmation

- None

3. Items for announcement/discussion

- Multipurpose Center: Sam Bradner, managing partner, Peregrine Group; David Andrade, vice president and architect, Starck Architects
- August Finance and Capital Expenses: Dir. Malcolm Moore
- Suicide Prevention/Awareness Proclamation, Hispanic Heritage Month Proclamation, Brazilian Independence Day Proclamation

Sincerely,

Roberto L. DaSilva
Mayor

Proclamation



For the City of East Providence by His Honor
Mayor Roberto L. DaSilva

“Suicide Prevention & Awareness Month”

WHEREAS, September is known globally as “Suicide Prevention & Awareness Month” created to raise the visibility of the mental health resources and suicide prevention services available in our community; and

WHEREAS, the goal is to continue the conversation on mental health and the impact of suicide; and

WHEREAS, we must help destigmatize the conversation about mental health and help connect people with the appropriate support services within the community; and

WHEREAS, according to the American Foundation for Suicide Prevention (AFSP), suicide is the 11th leading cause of death among adults, and the 2nd leading cause of death among individuals between the ages of 10 and 34 in the United States; and

WHEREAS, more than 49,000 people died by suicide across the United States in 2022, with an average of 132 suicides completed daily; and

WHEREAS, each and every suicide directly impacts a minimum of 100 additional people, including family, friends, co-workers, neighbors, and community members; and

WHEREAS, the City of East Providence publicly places its full support behind those who work in the field of mental health to educate and end the stigma of mental health; and


WHEREAS, we encourage all residents to take the time to understand the importance of mental health education and recognize that taking care of ourselves and others includes taking care of mental health.

WHEREAS, The National Suicide Prevention Lifeline toll-free number, 1-800-273-8255 connects the caller to a certified crisis center near where the call is placed; and

THEREFORE, I, Mayor Roberto L. DaSilva, on behalf of the city of East Providence, do hereby proclaim the month of September as Suicide Prevention & Awareness Month.

In recognition whereof I have hereby set my hand and caused the Seal of the City of East Providence to be hereunto affixed this 1st day of September 2023.

Roberto L. DaSilva
Mayor



Proclamation



For the City of East Providence by His Honor
Mayor Roberto L. DaSilva

“Hispanic Heritage Month”

WHEREAS, on September 15, 1821 the Act of Independence of Central America was signed, officially marking the severance of five Neighboring Latin American countries from the Spanish Empire; and

WHEREAS, in the following days, months, and years other Spanish colonies followed the pursuit of freedom and declared their own independence from the Spanish Empire; and

WHEREAS, since then, Hispanic people have been a part of and contributed much to American history, being integral in our local communities, bringing business, culture, tradition, and family values; and

WHEREAS, Hispanic Heritage Month began as National Hispanic Heritage Week, which was first introduced in 1968 in California; and

WHEREAS, in 1987, Rep. Esteban Flores proposed expanding the week-long commemoration to its current 31 days, the passed bill was signed in 1988 by President Ronald Reagan; and


WHEREAS, President George H.W. Bush was the first president to declare September 15 to October 15 as National Hispanic Heritage Month, concluding after Columbus Day, known as Day of the Race to Hispanic nations; and

WHEREAS, the City of East Providence is home to a growing population of Hispanic people. As a community, we embrace the diversity of our many cultures.

THEREFORE, I, Mayor Roberto L. DaSilva, on behalf of the City of East Providence, do hereby proclaim September 15, 2023 through October 15, 2023 as Hispanic Heritage Month in the City of East Providence and urge the entire community to join me in celebrating with the appropriate events.

In recognition whereof I have hereby set my hand and caused the Seal of the City of East Providence to be hereunto affixed this 1st day of September 2023.

Roberto L. DaSilva
Mayor



Proclamation



*For the City of East Providence by His Honor
Mayor Roberto L. DaSilva*

“Brazilian Independence Day”

WHEREAS, September 7th, 2023 marks 201 years of Independence in Brazil; and

WHEREAS, in 1815 King Dom João VI bestowed the authority to rule in case of death or calamity on his son and heir, the Prince Regent, Dom Pedro; and

WHEREAS, in 1820 Portugal's constitutional rebellion and political revolution led by those who wanted a constitution detailing the people's rights was brewing in Portugal, causing King Dom João VI to leave Brazil and return home leaving Prince Dom Pedro to rule; and

WHEREAS, in 1822 under Prince Dom Pedro's ministry, the new nation of Brazil formally issued a Declaration of Independence from the United Kingdom of Portugal, Brazil, and the Algarves; and

WHEREAS, in 1824 Brazil adopted its first constitution and the country is recognized by the United States; and

WHEREAS, Independence Day celebrations are held on a vast level across Brazil including military parades and patriotic performances during the day and fireworks at night; and

WHEREAS, picnics and other outdoor activities are a tradition, with thousands of Brazilians gathering on the streets to celebrate together; and

WHEREAS, the City of East Providence is home to a number of residents with Brazilian heritage who have added to the fabric of our community by sharing their rich culture with the rest of the city; and

THEREFORE, I, Mayor Roberto L. DaSilva, on behalf of the city of East Providence, do hereby proclaim Thursday, September 7th as Brazilian Independence Day in the City of East Providence.

In recognition whereof I have hereby set my hand and caused the Seal of the City of East Providence to be hereunto affixed this 7th day of September 2023.


Roberto L. DaSilva
Mayor

City of East Providence, RI

12000 - Water

From 8/1/2023 Through 8/31/2023

* This report may be affected by Account Level Security

	Original Budget	Revised Budget	Current Period Actual	Current Year Actual	Total Budget Variance - Revised	% Rcv'd
Revenue						
40010 Service Fixed Charge	1,751,400.00	1,751,400.00	0.00	1,413,640.41	(337,759.59)	80.71%
40020 Service Water Consumption	8,434,726.00	8,434,726.00	0.00	5,853,362.42	(2,581,363.58)	69.39%
40030 Service RI Surcharge	306,315.00	306,315.00	0.00	226,253.70	(80,061.30)	73.86%
40035 Service RI Surcharge Exempt	0.00	0.00	0.00	(27,295.16)	(27,295.16)	0.00%
40040 Sales Tax	100,000.00	100,000.00	0.00	101,798.84	1,798.84	101.79%
40045 Whole Sale Water	0.00	0.00	106,338.93	709,894.95	709,894.95	0.00%
40070 Fire Protection	0.00	0.00	0.00	63,775.00	63,775.00	0.00%
40080 Service Unapplied Credits	0.00	0.00	0.00	1,043.56	1,043.56	0.00%
40090 Other - Water	10,000.00	10,000.00	0.00	26,389.25	16,389.25	263.89%
40095 Penalty - Harris	25,349.00	25,349.00	0.00	70,777.04	45,428.04	279.21%
40100 New Water Connections	25,000.00	25,000.00	0.00	6,700.00	(18,300.00)	26.80%
40106 Misc Other Charges	0.00	0.00	0.00	1,458.27	1,458.27	0.00%
40150 Interest	0.00	0.00	0.00	44,268.98	44,268.98	0.00%
40410 Sales of Materials	2,500.00	2,500.00	0.00	0.00	(2,500.00)	0.00%
44007 Tax Refunds	0.00	0.00	(404.84)	(6,387.98)	(6,387.98)	0.00%
44270 Water EFT Adjustments	0.00	0.00	(150.00)	(1,770.00)	(1,770.00)	0.00%
44900 Miscellaneous Revenue	12,974.00	12,974.00	2,591.50	38,848.95	25,874.95	299.43%
Total Revenue	10,668,264.00	10,668,264.00	108,375.59	8,522,758.23	(2,145,505.77)	79.89%

City of East Providence, RI

*
14000 - Waste Water

From 8/1/2023 Through 8/31/2023

* This report may be affected by Account Level Security

	Original Budget	Revised Budget	Current Period Actual	Current Year Actual	Total Budget Variance - Revised	% Rcv'd
Revenue						
40050 Service Sewer Facility	1,265,000.00	1,265,000.00	0.00	961,841.32	(303,158.68)	76.03%
40060 Service Sewer Consumption	7,546,375.00	7,546,375.00	0.00	6,050,328.88	(1,496,046.12)	80.17%
40073 Sewer Interest	5,000.00	5,000.00	0.00	0.00	(5,000.00)	0.00%
40095 Penalty - Harris	75,000.00	75,000.00	0.00	79,671.85	4,671.85	106.22%
40110 Sewer Facility	90,000.00	90,000.00	0.00	86,786.10	(3,213.90)	96.42%
40120 Sewer Consumption	3,450,000.00	3,450,000.00	0.00	2,458,076.91	(991,923.09)	71.24%
40121 Sewer Barrington	1,620,000.00	1,620,000.00	0.00	0.00	(1,620,000.00)	0.00%
40150 Interest	30,468.00	30,468.00	0.00	264.90	(30,203.10)	0.86%
40210 WPC Permit	25,000.00	25,000.00	0.00	20,641.75	(4,358.25)	82.56%
40290 Other - Sewer	10,000.00	10,000.00	0.00	8,423.48	(1,576.52)	84.23%
40300 New Sewer Connection	10,000.00	10,000.00	0.00	19,750.00	9,750.00	197.50%
44007 Tax Refunds	0.00	0.00	0.00	(1,660.52)	(1,660.52)	0.00%
44900 Miscellaneous Revenue	0.00	0.00	0.00	5,528.62	5,528.62	0.00%
Total Revenue	14,126,843.00	14,126,843.00	0.00	9,689,653.29	(4,437,189.71)	68.59%

City of East Providence, RI

*

11000 - General Fund

From 8/1/2023 Through 8/31/2023

* This report may be affected by Account Level Security

Revenue	Original Budget	Revised Budget	Current Period Actual	Current Year Actual	Total Budget Variance - Revised	% Rcv'd
40006 Taxes	111,133,737.00	111,133,737.00	3,911,857.43	99,125,400.54	(12,008,336.46)	89.19%
40007 Taxes - Penalty/Interest/Collection	800,000.00	800,000.00	23,324.79	504,169.52	(295,830.48)	63.02%
40051 Tax Sale Levy	0.00	0.00	0.00	600.00	600.00	0.00%
40055 Cleaning & Clearing	0.00	0.00	173.00	14,621.55	14,621.55	0.00%
40150 Interest	0.00	0.00	0.00	282,090.68	282,090.68	0.00%
40154 Interest - OSIP EP Investments	0.00	0.00	0.00	163,657.15	163,657.15	0.00%
41100 Telephone Tax	587,726.00	587,726.00	0.00	625,173.16	37,447.16	106.37%
41200 Meals	1,263,092.00	1,263,092.00	0.00	998,649.52	(264,442.48)	79.06%
41300 Hotel	74,840.00	74,840.00	0.00	38,140.62	(36,699.38)	50.96%
41400 Pilot	282,016.00	282,016.00	0.00	286,707.79	4,691.79	101.66%
41500 Library Aid	513,132.00	513,132.00	0.00	513,132.00	0.00	100.00%
41600 MV	9,318,543.00	9,318,543.00	0.00	5,402,705.62	(3,915,837.38)	57.97%
41700 School Housing Aid - City	8,236,954.00	8,236,954.00	0.00	8,620,759.00	383,805.00	104.65%
42100 Library Construction Aid	51,900.00	51,900.00	0.00	0.00	(51,900.00)	0.00%
43100 School State Aid	38,104,496.00	38,104,496.00	0.00	18,737,393.00	(19,367,103.00)	49.17%
43200 School Group Home	0.00	0.00	0.00	248,664.00	248,664.00	0.00%
43300 School High Cost Sped	0.00	0.00	0.00	83,190.00	83,190.00	0.00%
43500 Medicaid	1,200,000.00	1,200,000.00	0.00	0.00	(1,200,000.00)	0.00%
43700 School Other	1,475,000.00	1,475,000.00	0.00	0.00	(1,475,000.00)	0.00%
44000 General Revenue	6,210,820.00	6,210,820.00	163,567.53	3,330,819.53	(2,880,000.47)	53.62%
44006 Sensys Gatsco - Cameras	0.00	0.00	273,581.05	3,517,967.52	3,517,967.52	0.00%
44666 Covid Reimbursement	0.00	0.00	0.00	107,822.41	107,822.41	0.00%
44701 Police Detail	1,485,000.00	1,485,000.00	152,544.50	921,290.21	(563,709.79)	62.03%
44751 Fire Rescue Billing	2,300,000.00	2,300,000.00	19,929.66	1,696,590.55	(603,409.45)	73.76%
44902 Sale of City Property	0.00	0.00	0.00	319,467.00	319,467.00	0.00%
44910 Rent - Cell Tower	110,000.00	110,000.00	8,877.62	79,898.58	(30,101.42)	72.63%
44911 Rent - Forbes St Solar Project	150,000.00	150,000.00	0.00	70,600.00	(79,400.00)	47.06%
44920 APRA Funds	985,006.00	985,006.00	0.00	0.00	(985,006.00)	0.00%
49999 Transfer In	3,531,725.00	3,531,725.00	294,310.42	2,943,104.20	(588,620.80)	83.33%
Total Revenue	187,813,987.00	187,813,987.00	4,848,166.00	148,632,614.15	(39,181,372.85)	79.14%

City of East Providence, RI

Encumbrance Budget *

12010 - Water Capital

From 11/1/2022 Through 10/31/2023

* This report may be affected by Account Level Security

Account Code	Account Title	FY 23 YTD Budget	YTD Actual	TD Enc (11/01/2019 - 10/31/2023)	Balance
54336	Capital - Hydrants	50,000.00	35,443.51	0.00	14,556.49
57302	Capital - Vehicle/Outside Equipment	150,000.00	129,909.16	5,196.60	14,894.24
57401	Capital - Meter Improvement	350,000.00	239,410.40	1,064.52	109,525.08
57405	Capital - Infrastructure Replacement	2,034,185.00	743,969.49	946,258.37	343,957.14
	Total 12010 - Water Capital	2,584,185.00	1,148,732.56	(952,519.49)	482,932.95
Report Total		2,584,185.00	1,148,732.56	952,519.49	482,932.95

City of East Providence, RI
 Encumbrance Budget *
 12000 - Water

From 8/1/2023 Through 8/31/2023

* This report may be affected by Account Level Security

Account Code	Account Title	FY 23 Budget	Current Period Actual	YTD Actual	YTD Enc	Remaining Balance	Percent Total Budget Remaining - Revised
690	Water	10,668,264.00	581,592.77	5,309,819.34	133,348.13	5,225,096.53	48.97%
	Total 12000 - Water	10,668,264.00	581,592.77	5,309,819.34	133,348.13	5,225,096.53	48.98%
Report Total		10,668,264.00	581,592.77	5,309,819.34	133,348.13	5,225,096.53	48.98%

City of East Providence, RI

Encumbrance Budget *

12000 - Water

From 8/1/2023 Through 8/31/2023

* This report may be affected by Account Level Security

Account Code	Account Title	FY 23 Budget	Current Period Actual	YTD Actual	YTD Enc	Remaining Balance	Percent Total Budget Remaining - Revised
690	Water						
51110	Regular Salaries	1,584,132.00	153,735.55	1,108,039.57	0.00	476,092.43	30.05%
51116	Part Time / Temporary Pay	8,000.00	0.00	0.00	0.00	8,000.00	100.00%
51119	Detail Pay	18,072.00	0.00	0.00	0.00	18,072.00	100.00%
51131	Acting Pay	0.00	1,210.87	10,053.65	0.00	(10,053.65)	(100.00)%
51133	Longevity	102,404.00	0.00	0.00	0.00	102,404.00	100.00%
51141	Stipends	10,000.00	0.00	9,588.12	0.00	411.88	4.11%
51201	Overtime	0.00	2,751.37	32,044.74	0.00	(32,044.74)	(100.00)%
51322	Severance Pay	0.00	0.00	986.41	0.00	(986.41)	(100.00)%
52101	Health Insurance	435,223.00	27,214.81	279,227.54	0.00	155,995.46	35.84%
52102	Life Insurance	10,907.00	711.07	6,261.54	0.00	4,645.46	42.59%
52103	Dental Insurance	20,247.00	1,338.98	13,230.05	0.00	7,016.95	34.65%
52110	Health Costshare	(28,509.00)	(5,871.19)	(38,358.20)	0.00	9,849.20	(34.54)%
52112	Clothing Allowance	800.00	0.00	4,480.00	0.00	(3,680.00)	(460.00)%
52208	Mers Pension	369,389.00	31,126.52	219,153.18	0.00	150,235.82	40.67%
52218	TIAA	0.00	1,133.73	8,146.97	0.00	(8,146.97)	(100.00)%
52301	FICA	107,472.00	9,379.58	69,620.97	0.00	37,851.03	35.21%
52302	Medicare	25,135.00	2,193.62	16,282.34	0.00	8,852.66	35.22%
52401	Deferred Compensation	11,691.00	0.00	0.00	0.00	11,691.00	100.00%
52902	Employee Assistance	395.00	0.00	0.00	0.00	395.00	100.00%
53000	Purchased Professional Services	94,117.00	6,745.42	55,890.89	63,610.00	(25,383.89)	(26.97)%
53705	Postage	58,000.00	117.96	33,360.02	18,394.20	6,245.78	10.76%
53706	Food	500.00	42.00	320.40	0.00	179.60	35.92%
54326	Maintenance - Pumping Station	60,000.00	7,522.89	95,033.74	(2,923.76)	(32,109.98)	(53.51)%
54327	Lab Services	75,000.00	10,376.28	80,203.85	2,394.00	(7,597.85)	(10.13)%
54328	River Maintenance	1,000.00	0.00	0.00	0.00	1,000.00	100.00%
54329	RIDH Operating Asst	23,000.00	0.00	22,900.50	0.00	99.50	0.43%
54330	Maintenance - Meters	12,500.00	0.00	5,039.05	0.00	7,460.95	59.68%
54331	Maintenance - Hydrants	14,000.00	0.00	2,218.69	0.00	11,781.31	84.15%
54332	Maintenance - Structures/Improv	5,000.00	558.20	4,967.18	0.00	32.82	0.65%
54334	City Services	130,120.00	0.00	33,429.30	56,905.24	39,785.46	30.57%
54336	Capital - Hydrants	35,000.00	0.00	0.00	0.00	35,000.00	100.00%
54337	Surcharge	301,313.00	19,912.23	179,534.70	0.00	121,778.30	40.41%
54402	Water	2,670,000.00	290,425.77	2,235,329.65	192.83	434,477.52	16.27%
54403	Telephone/Communications	15,500.00	0.00	14,268.94	3,226.56	(1,995.50)	(12.87)%
54601	Rental of Property	25,000.00	850.07	2,744.40	1,436.60	20,819.00	83.27%
54608	Uniforms & Personal Equipment	4,500.00	0.00	1,977.55	391.00	2,131.45	47.36%

City of East Providence, RI
Encumbrance Budget *

12000 - Water

From 8/1/2023 Through 8/31/2023

* This report may be affected by Account Level Security

Account Code	Account Title	FY 23 Budget	Current Period Actual	YTD Actual	YTD Enc	Remaining Balance	Percent Total Budget Remaining - Revised
54628	Pipeline Maintenance	50,000.00	0.00	69,918.47	0.00	(19,918.47)	(39.83)%
54629	Maintenance of Services	55,000.00	3,846.92	68,362.26	9,306.46	(22,668.72)	(41.21)%
55111	Vehicals / Maintenance and Fuel	60,000.00	6,296.57	69,262.04	0.00	(9,262.04)	(15.43)%
55200	Insurance	227,413.00	0.00	223,789.17	0.00	3,623.83	1.59%
55800	Training & Conferences	5,000.00	1,100.00	4,848.50	0.00	151.50	3.03%
56100	General Office Expense	2,000.00	294.50	1,469.90	0.00	530.10	26.50%
56209	Heating Gas/Oil	18,000.00	288.22	4,568.47	0.00	13,431.53	74.61%
56211	Gas, Oil & Lubricants	5,000.00	0.00	0.00	0.00	5,000.00	100.00%
56215	Electricity	75,000.00	1,996.59	34,391.97	0.00	40,608.03	54.14%
57302	Capital - Vehicle/Outside Equip...	200,000.00	0.00	0.00	0.00	200,000.00	100.00%
57311	Technology Software	69,692.00	0.00	32,347.65	(19,585.00)	56,929.35	81.68%
57401	Capital - Meter Improvement	400,000.00	0.00	0.00	0.00	400,000.00	100.00%
57405	Capital - Infrastructure Replace...	1,000,000.00	0.00	0.00	0.00	1,000,000.00	100.00%
57406	Rate Stabilization Fund	72,000.00	0.00	0.00	0.00	72,000.00	100.00%
58102	Dues & Fees	7,500.00	0.00	3,764.68	0.00	3,735.32	49.80%
58311	Bond Principal Pmt	1,376,147.00	0.00	0.00	0.00	1,376,147.00	100.00%
58322	Bond Interest	709,005.00	0.00	206,105.65	0.00	502,899.35	70.93%
58333	RICWFA Fees	103,265.00	0.00	48,189.84	0.00	55,075.16	53.33%
58400	Real Estate Taxes	33,334.00	6,294.24	32,025.00	0.00	1,309.00	3.92%
58599	Bond/Ran/Tan/Riib Fees	0.00	0.00	4,800.00	0.00	(4,800.00)	(100.00)%
Total 690	Water	10,668,264.00	581,592.77	5,309,819.34	133,348.13	5,225,096.53	48.98%
	Total 12000 - Water	10,668,264.00	581,592.77	5,309,819.34	133,348.13	5,225,096.53	48.98%
Report Total		10,668,264.00	581,592.77	5,309,819.34	133,348.13	5,225,096.53	48.98%

City of East Providence, RI
 Encumbrance Budget *
 12000 - Water

From 8/1/2023 Through 8/31/2023

* This report may be affected by Account Level Security

Account Code	Account Title	FY 23 Budget	Current Period Actual	YTD Actual	YTD Enc	Remaining Balance	Percent Total Budget Remaining - Revised
690	Water	10,668,264.00	581,592.77	5,309,819.34	133,348.13	5,225,096.53	48.97%
	Total 12000 - Water	10,668,264.00	581,592.77	5,309,819.34	133,348.13	5,225,096.53	48.98%
Report Total		10,668,264.00	581,592.77	5,309,819.34	133,348.13	5,225,096.53	48.98%

City of East Providence, RI
Encumbrance Budget *

12000 - Water

From 8/1/2023 Through 8/31/2023

* This report may be affected by Account Level Security

Account Code	Account Title	FY 23 Budget	Current Period Actual	YTD Actual	YTD Enc	Remaining Balance	Percent Total Budget Remaining - Revised
690	Water						
51110	Regular Salaries	1,584,132.00	153,735.55	1,108,039.57	0.00	476,092.43	30.05%
51116	Part Time / Temporary Pay	8,000.00	0.00	0.00	0.00	8,000.00	100.00%
51119	Detail Pay	18,072.00	0.00	0.00	0.00	18,072.00	100.00%
51131	Acting Pay	0.00	1,210.87	10,053.65	0.00	(10,053.65)	(100.00)%
51133	Longevity	102,404.00	0.00	0.00	0.00	102,404.00	100.00%
51141	Stipends	10,000.00	0.00	9,588.12	0.00	411.88	4.11%
51201	Overtime	0.00	2,751.37	32,044.74	0.00	(32,044.74)	(100.00)%
51322	Severance Pay	0.00	0.00	986.41	0.00	(986.41)	(100.00)%
52101	Health Insurance	435,223.00	27,214.81	279,227.54	0.00	155,995.46	35.84%
52102	Life Insurance	10,907.00	711.07	6,261.54	0.00	4,645.46	42.59%
52103	Dental Insurance	20,247.00	1,338.98	13,230.05	0.00	7,016.95	34.65%
52110	Health Coshare	(28,509.00)	(5,871.19)	(38,358.20)	0.00	9,849.20	(34.54)%
52112	Clothing Allowance	800.00	0.00	4,480.00	0.00	(3,680.00)	(460.00)%
52208	Mers Pension	369,389.00	31,126.52	219,153.18	0.00	150,235.82	40.67%
52218	TIAA	0.00	1,133.73	8,146.97	0.00	(8,146.97)	(100.00)%
52301	FICA	107,472.00	9,379.58	69,620.97	0.00	37,851.03	35.21%
52302	Medicare	25,135.00	2,193.62	16,282.34	0.00	8,852.66	35.22%
52401	Deferred Compensation	11,691.00	0.00	0.00	0.00	11,691.00	100.00%
52902	Employee Assistance	395.00	0.00	0.00	0.00	395.00	100.00%
53000	Purchased Professional Services	94,117.00	6,745.42	55,890.89	63,610.00	(25,383.89)	(26.97)%
53705	Postage	58,000.00	117.96	33,360.02	18,394.20	6,245.78	10.76%
53706	Food	500.00	42.00	320.40	0.00	179.60	35.92%
54326	Maintenance - Pumping Station	60,000.00	7,522.89	95,033.74	(2,923.76)	(32,109.98)	(53.51)%
54327	Lab Services	75,000.00	10,376.28	80,203.85	2,394.00	(7,597.85)	(10.13)%
54328	River Maintenance	1,000.00	0.00	0.00	0.00	1,000.00	100.00%
54329	RIDH Operating Asst	23,000.00	0.00	22,900.50	0.00	99.50	0.43%
54330	Maintenance - Meters	12,500.00	0.00	5,039.05	0.00	7,460.95	59.68%
54331	Maintenance - Hydrants	14,000.00	0.00	2,218.69	0.00	11,781.31	84.15%
54332	Maintenance - Structures/Improv	5,000.00	558.20	4,967.18	0.00	32.82	0.65%
54334	City Services	130,120.00	0.00	33,429.30	56,905.24	39,785.46	30.57%
54336	Capital - Hydrants	35,000.00	0.00	0.00	0.00	35,000.00	100.00%
54337	Surcharge	301,313.00	19,912.23	179,534.70	0.00	121,778.30	40.41%
54402	Water	2,670,000.00	290,425.77	2,235,329.65	192.83	434,477.52	16.27%
54403	Telephone/Communications	15,500.00	0.00	14,268.94	3,226.56	(1,995.50)	(12.87)%
54601	Rental of Property	25,000.00	850.07	2,744.40	1,436.60	20,819.00	83.27%
54608	Uniforms & Personal Equipment	4,500.00	0.00	1,977.55	391.00	2,131.45	47.36%

City of East Providence, RI
Encumbrance Budget *
12000 - Water

From 8/1/2023 Through 8/31/2023

* This report may be affected by Account Level Security

Account Code	Account Title	FY 23 Budget	Current Period Actual	YTD Actual	YTD Enc	Remaining Balance	Percent Total Budget Remaining - Revised
54628	Pipeline Maintenance	50,000.00	0.00	69,918.47	0.00	(19,918.47)	(39.83)%
54629	Maintenance of Services	55,000.00	3,846.92	68,362.26	9,306.46	(22,668.72)	(41.21)%
55111	Vehicle / Maintenance and Fuel	60,000.00	6,296.57	69,262.04	0.00	(9,262.04)	(15.43)%
55200	Insurance	227,413.00	0.00	223,789.17	0.00	3,623.83	1.59%
55800	Training & Conferences	5,000.00	1,100.00	4,848.50	0.00	151.50	3.03%
56100	General Office Expense	2,000.00	294.50	1,469.90	0.00	530.10	26.50%
56209	Heating Gas/Oil	18,000.00	288.22	4,568.47	0.00	13,431.53	74.61%
56211	Gas, Oil & Lubricants	5,000.00	0.00	0.00	0.00	5,000.00	100.00%
56215	Electricity	75,000.00	1,996.59	34,391.97	0.00	40,608.03	54.14%
57302	Capital - Vehicle/Outside Equip...	200,000.00	0.00	0.00	0.00	200,000.00	100.00%
57311	Technology Software	69,692.00	0.00	32,347.65	(19,585.00)	56,929.35	81.68%
57401	Capital - Meter Improvement	400,000.00	0.00	0.00	0.00	400,000.00	100.00%
57405	Capital - Infrastructure Replace...	1,000,000.00	0.00	0.00	0.00	1,000,000.00	100.00%
57406	Rate Stabilization Fund	72,000.00	0.00	0.00	0.00	72,000.00	100.00%
58102	Dues & Fees	7,500.00	0.00	3,764.68	0.00	3,735.32	49.80%
58311	Bond Principal Pmt	1,376,147.00	0.00	0.00	0.00	1,376,147.00	100.00%
58322	Bond Interest	709,005.00	0.00	206,105.65	0.00	502,899.35	70.93%
58333	RICWFA Fees	103,265.00	0.00	48,189.84	0.00	55,075.16	53.33%
58400	Real Estate Taxes	33,334.00	6,294.24	32,025.00	0.00	1,309.00	3.92%
58599	Bond/Ran/Tan/Rib Fees	0.00	0.00	4,800.00	0.00	(4,800.00)	(100.00)%
Total 690	Water	10,668,264.00	581,592.77	5,309,819.34	133,348.13	5,225,096.53	48.98%
	Total 12000 - Water	10,668,264.00	581,592.77	5,309,819.34	133,348.13	5,225,096.53	48.98%
Report Total		10,668,264.00	581,592.77	5,309,819.34	133,348.13	5,225,096.53	48.98%

City of East Providence, RI
 Encumbrance Budget *
 14000 - Waste Water

From 8/1/2023 Through 8/31/2023

* This report may be affected by Account Level Security

Account Code	Account Title	FY 23 Budget	Current Period Actual	YTD Actual	YTD Enc	Remaining Balance	Percent Total Budget Remaining - Revised
680	Wastewater Facilities - Plant	6,822,054.00	433,213.07	4,770,039.20	406,157.13	1,645,857.67	24.12%
685	Wastewater Facilities - Office	7,304,789.00	432,863.69	4,410,960.56	114,213.50	2,779,614.94	38.05%
	Total 14000 - Waste Water	14,126,843.00	866,076.76	9,180,999.76	520,370.63	4,425,472.61	31.33%
Report Total		14,126,843.00	866,076.76	9,180,999.76	520,370.63	4,425,472.61	31.33%

City of East Providence, RI

Encumbrance Budget *

14000 - Waste Water

From 8/1/2023 Through 8/31/2023

* This report may be affected by Account Level Security

Account Code	Account Title	FY 23 Budget	Current Period Actual	YTD Actual	YTD Enc	Remaining Balance	Percent Total Budget Remaining - Revised
680	Wastewater Facilities - Plant						
51110	Regular Salaries	43,418.00	6,047.88	44,236.24	0.00	(818.24)	(1.88)%
51133	Longevity	2,570.00	0.00	0.00	0.00	2,570.00	100.00%
51201	Overtime	0.00	0.00	510.65	0.00	(510.65)	(100.00)%
51322	Severance Pay	0.00	0.00	493.21	0.00	(493.21)	(100.00)%
52101	Health Insurance	5,770.00	489.74	4,756.92	0.00	1,013.08	17.55%
52102	Life Insurance	275.00	14.53	129.08	0.00	145.92	53.06%
52103	Dental Insurance	353.00	25.06	250.60	0.00	102.40	29.00%
52110	Health Coshare	(436.00)	0.00	0.00	0.00	(436.00)	100.00%
52112	Clothing Allowance	0.00	0.00	40.00	0.00	(40.00)	(100.00)%
52208	Mers Pension	9,929.00	1,335.99	9,622.61	0.00	306.39	3.08%
52218	TIAA	0.00	56.40	399.06	0.00	(399.06)	(100.00)%
52301	FICA	2,878.00	374.97	2,801.19	0.00	76.81	2.66%
52302	Medicare	673.00	87.69	655.11	0.00	17.89	2.65%
52401	Deferred Compensation	433.00	0.00	0.00	0.00	433.00	100.00%
52902	Employee Assistance	10.00	0.00	0.00	0.00	10.00	100.00%
53000	Purchased Professional Services	4,197,016.00	386,413.35	3,892,567.77	406,157.13	(101,708.90)	(2.42)%
55200	Insurance	250,000.00	0.00	426,787.05	0.00	(176,787.05)	(70.71)%
56215	Electricity	452,894.00	38,367.46	334,355.21	0.00	118,538.79	26.17%
58311	Bond Principal Pmt	1,309,650.00	0.00	0.00	0.00	1,309,650.00	100.00%
58322	Bond Interest	470,816.00	0.00	16,413.01	0.00	454,402.99	96.51%
58599	Bond/Ran/Tan/Rib Fees	75,805.00	0.00	36,021.49	0.00	39,783.51	52.48%
Total 680	Wastewater Facilities - Plant	6,822,054.00	433,213.07	4,770,039.20	406,157.13	1,645,857.67	24.13%
685	Wastewater Facilities - Office						
51110	Regular Salaries	43,418.00	3,385.05	25,357.26	0.00	18,060.74	41.59%
51133	Longevity	2,570.00	0.00	0.00	0.00	2,570.00	100.00%
51201	Overtime	0.00	0.00	509.10	0.00	(509.10)	(100.00)%
51322	Severance Pay	0.00	0.00	493.21	0.00	(493.21)	(100.00)%
52101	Health Insurance	5,770.00	489.73	4,756.98	0.00	1,013.02	17.55%
52102	Life Insurance	275.00	14.52	129.01	0.00	145.99	53.08%
52103	Dental Insurance	353.00	25.05	250.50	0.00	102.50	29.03%
52110	Health Coshare	(435.00)	0.00	0.00	0.00	(435.00)	100.00%
52112	Clothing Allowance	0.00	0.00	40.00	0.00	(40.00)	(100.00)%
52208	Mers Pension	9,929.00	747.75	5,468.36	0.00	4,460.64	44.92%
52218	TIAA	0.00	29.76	210.21	0.00	(210.21)	(100.00)%

City of East Providence, RI
 Encumbrance Budget *
 14000 - Waste Water

From 8/1/2023 Through 8/31/2023

* This report may be affected by Account Level Security

Account Code	Account Title	FY 23 Budget	Current Period Actual	YTD Actual	YTD Enc	Remaining Balance	Percent Total Budget Remaining - Revised
52301	FICA	2,878.00	209.88	1,630.61	0.00	1,247.39	43.34%
52302	Medicare	673.00	49.08	381.34	0.00	291.66	43.33%
52401	Deferred Compensation	433.00	0.00	0.00	0.00	433.00	100.00%
52902	Employee Assistance	10.00	0.00	0.00	0.00	10.00	100.00%
53000	Purchased Professional Services	1,070,456.00	96,928.44	969,284.40	104,261.88	(3,090.28)	(0.28)%
53705	Postage	35,000.00	0.00	35,187.37	9,951.62	(10,138.99)	(28.96)%
55200	Insurance	250,000.00	0.00	136,918.40	0.00	113,081.60	45.23%
56215	Electricity	250,000.00	9,491.88	191,590.23	0.00	58,409.77	23.36%
57402	Sewer - NBC	3,500,000.00	321,492.55	2,750,589.92	0.00	749,410.08	21.41%
58311	Bond Principal Pmt	1,481,350.00	0.00	0.00	0.00	1,481,350.00	100.00%
58322	Bond Interest	554,501.00	0.00	240,663.41	0.00	313,837.59	56.59%
58599	Bond/Ran/Tan/Rib Fees	97,608.00	0.00	47,500.25	0.00	50,107.75	51.33%
Total 685	Wastewater Facilities - Office	7,304,789.00	432,863.69	4,410,960.56	114,213.50	2,779,614.94	38.05%
	Total 14000 - Waste Water	14,126,843.00	866,076.76	9,180,999.76	520,370.63	4,425,472.61	31.33%
Report Total		14,126,843.00	866,076.76	9,180,999.76	520,370.63	4,425,472.61	31.33%

City of East Providence, RI

Encumbrance Budget *

11000 - General Fund

From 8/1/2023 Through 8/31/2023

* This report may be affected by Account Level Security

Account Code	Account Title	FY 23 Budget	Current Period Actual	YTD Actual	YTD Enc	Remaining Balance	Percent Total Budget Remaining - Revised
100	City Council	187,485.00	2,695.35	109,839.56	108,302.04	(30,656.60)	(16.35)%
125	Mayor	471,233.87	51,793.92	394,056.12	1,860.01	75,317.74	15.98%
155	Senior Services	422,175.24	48,496.16	355,283.55	979.06	65,912.63	15.61%
170	Information Technology	697,808.49	50,963.13	566,441.68	49,276.18	82,090.63	11.76%
200	City Clerk	748,655.33	75,884.90	546,968.72	19,574.23	182,112.38	24.32%
260	Finance	887,017.03	76,467.86	681,916.64	56.10	205,044.29	23.11%
270	Treasury	559,028.43	67,379.80	409,945.98	5,196.45	143,886.00	25.73%
290	Assessment	664,700.51	48,979.90	467,762.83	14,564.55	182,373.13	27.43%
300	Planning	887,929.35	80,362.69	585,339.09	16,239.66	286,350.60	32.24%
350	Law	418,596.08	36,676.40	305,625.57	0.00	112,970.51	26.98%
400	Human Resources	754,925.28	97,939.71	624,244.15	10,376.78	120,304.35	15.93%
410	Affirmative Action/Human Services	158,118.91	17,887.76	121,330.85	0.00	36,788.06	23.26%
450	Canvassing Authority	297,394.92	28,113.29	226,806.47	1,159.57	69,428.88	23.34%
550	Public Library	2,735,781.90	221,579.39	1,838,091.74	33,649.45	864,040.71	31.58%
600	Director of Public Works	242,354.68	26,702.94	201,174.55	0.00	41,180.13	16.99%
605	Building Inspection	988,096.75	83,490.46	684,262.40	0.00	303,834.35	30.74%
610	Engineering	655,123.24	69,587.27	488,726.23	18,531.76	147,865.25	22.57%
630	Highway	5,515,057.99	459,816.30	3,710,918.35	61,763.39	1,742,376.25	31.59%
635	Streetslights	400,000.00	70,502.62	442,147.30	12,375.30	(54,522.60)	(13.63)%
650	Refuse Disposal	3,285,359.00	80,190.57	2,549,384.36	810,055.53	(74,080.89)	(2.25)%
660	Public Buildings	1,452,701.33	135,070.03	1,099,023.01	21,896.03	331,782.29	22.83%
670	Central Garage	964,828.80	83,286.45	692,297.19	13,310.84	259,220.77	26.86%
700	Police	17,065,781.52	1,661,144.27	13,802,402.95	8,504.62	3,254,873.95	19.07%
720	Animal Shelter	380,028.88	25,528.04	236,557.60	2,855.60	140,615.68	37.00%
730	Harbormaster	52,230.00	2,484.21	31,188.96	0.00	21,041.04	40.28%
750	Fire	24,957,862.71	2,449,274.77	19,679,357.05	38,520.31	5,239,985.35	20.99%
760	Public Safety Communications	1,194,956.56	123,701.62	940,876.21	68,736.14	185,344.21	15.51%
800	Recreation	575,183.29	95,895.33	557,711.01	(12,073.01)	29,545.29	5.13%
801	Pierce Stadium	136,345.00	1,264.02	87,535.02	2,913.66	45,896.32	33.66%
850	Carousel	177,332.24	19,116.04	111,157.43	539.79	65,635.02	37.01%
900	Miscellaneous	6,853,067.00	296,650.55	4,663,685.25	267.32	2,189,114.43	31.94%
905	Debt	15,624,656.92	8,400.00	11,043,743.09	0.00	4,580,913.83	29.31%
910	Capital	3,531,725.00	294,310.42	2,946,404.20	0.00	585,320.80	16.57%
950	School Dept	93,870,446.00	7,600,000.00	76,000,000.00	0.00	17,870,446.00	19.03%
	Total 11000 - General Fund	187,813,987.25	14,491,636.17	147,202,205.11	1,309,431.36	39,302,350.78	20.93%

City of East Providence, RI
 Encumbrance Budget *
 11000 - General Fund

From 8/1/2023 Through 8/31/2023

* This report may be affected by Account Level Security

Account Code	Account Title	FY 23 Budget	Current Period Actual	YTD Actual	YTD Enc	Remaining Balance	Percent Total Budget Remaining - Revised
Report Total		187,813,987.25	14,491,636.17	147,202,205.11	1,309,431.36	39,302,350.78	20.93%

City of East Providence, RI

Encumbrance Budget *

14000 - Waste Water

From 8/1/2023 Through 8/31/2023

* This report may be affected by Account Level Security

Account Code	Account Title	FY 23 Budget	Current Period Actual	YTD Actual	YTD Enc	Remaining Balance	Percent Total Budget Remaining - Revised
680	Wastewater Facilities - Plant						
51110	Regular Salaries	43,418.00	6,047.88	44,236.24	0.00	(818.24)	(1.88)%
51133	Longevity	2,570.00	0.00	0.00	0.00	2,570.00	100.00%
51201	Overtime	0.00	0.00	510.65	0.00	(510.65)	(100.00)%
51322	Severance Pay	0.00	0.00	493.21	0.00	(493.21)	(100.00)%
52101	Health Insurance	5,770.00	489.74	4,756.92	0.00	1,013.08	17.55%
52102	Life Insurance	275.00	14.53	129.08	0.00	145.92	53.06%
52103	Dental Insurance	353.00	25.06	250.60	0.00	102.40	29.00%
52110	Health Coshare	(436.00)	0.00	0.00	0.00	(436.00)	100.00%
52112	Clothing Allowance	0.00	0.00	40.00	0.00	(40.00)	(100.00)%
52208	Mers Pension	9,929.00	1,335.99	9,622.61	0.00	306.39	3.08%
52218	TIAA	0.00	56.40	399.06	0.00	(399.06)	(100.00)%
52301	FICA	2,878.00	374.97	2,801.19	0.00	76.81	2.66%
52302	Medicare	673.00	87.69	655.11	0.00	17.89	2.65%
52401	Deferred Compensation	433.00	0.00	0.00	0.00	433.00	100.00%
52902	Employee Assistance	10.00	0.00	0.00	0.00	10.00	100.00%
53000	Purchased Professional Services	4,197,016.00	386,413.35	3,892,567.77	406,157.13	(101,708.90)	(2.42)%
55200	Insurance	250,000.00	0.00	426,787.05	0.00	(176,787.05)	(70.71)%
56215	Electricity	452,894.00	38,367.46	334,355.21	0.00	118,538.79	26.17%
58311	Bond Principal Pmt	1,309,650.00	0.00	0.00	0.00	1,309,650.00	100.00%
58322	Bond Interest	470,816.00	0.00	16,413.01	0.00	454,402.99	96.51%
58599	Bond/Ran/Tan/Rtib Fees	75,805.00	0.00	36,021.49	0.00	39,783.51	52.48%
Total 680	Wastewater Facilities - Plant	6,822,054.00	433,213.07	4,770,039.20	406,157.13	1,645,857.67	24.13%
685	Wastewater Facilities - Office						
51110	Regular Salaries	43,418.00	3,385.05	25,357.26	0.00	18,060.74	41.59%
51133	Longevity	2,570.00	0.00	0.00	0.00	2,570.00	100.00%
51201	Overtime	0.00	0.00	509.10	0.00	(509.10)	(100.00)%
51322	Severance Pay	0.00	0.00	493.21	0.00	(493.21)	(100.00)%
52101	Health Insurance	5,770.00	489.73	4,756.98	0.00	1,013.02	17.55%
52102	Life Insurance	275.00	14.52	129.01	0.00	145.99	53.08%
52103	Dental Insurance	353.00	25.05	250.50	0.00	102.50	29.03%
52110	Health Coshare	(435.00)	0.00	0.00	0.00	(435.00)	100.00%
52112	Clothing Allowance	0.00	0.00	40.00	0.00	(40.00)	(100.00)%
52208	Mers Pension	9,929.00	747.75	5,468.36	0.00	4,460.64	44.92%
52218	TIAA	0.00	29.76	210.21	0.00	(210.21)	(100.00)%

City of East Providence, RI

Encumbrance Budget *

14000 - Waste Water

From 8/1/2023 Through 8/31/2023

* This report may be affected by Account Level Security

Account Code	Account Title	FY 23 Budget	Current Period Actual	YTD Actual	YTD Enc	Remaining Balance	Percent Total Budget Remaining - Revised
52301	FICA	2,878.00	209.88	1,630.61	0.00	1,247.39	43.34%
52302	Medicare	673.00	49.08	381.34	0.00	291.66	43.33%
52401	Deferred Compensation	433.00	0.00	0.00	0.00	433.00	100.00%
52902	Employee Assistance	10.00	0.00	0.00	0.00	10.00	100.00%
53000	Purchased Professional Services	1,070,456.00	96,928.44	969,284.40	104,261.88	(3,090.28)	(0.28)%
53705	Postage	35,000.00	0.00	35,187.37	9,951.62	(10,138.99)	(28.96)%
55200	Insurance	250,000.00	0.00	136,918.40	0.00	113,081.60	45.23%
56215	Electricity	250,000.00	9,491.88	191,590.23	0.00	58,409.77	23.36%
57402	Sewer - NBC	3,500,000.00	321,492.55	2,750,589.92	0.00	749,410.08	21.41%
58311	Bond Principal Pmt	1,481,350.00	0.00	0.00	0.00	1,481,350.00	100.00%
58322	Bond Interest	554,501.00	0.00	240,663.41	0.00	313,837.59	56.59%
58599	Bond/Ran/Tan/Riib Fees	97,608.00	0.00	47,500.25	0.00	50,107.75	51.33%
Total 685	Wastewater Facilities - Office	7,304,789.00	432,863.69	4,410,960.56	114,213.50	2,779,614.94	38.05%
	Total 14000 - Waste Water	14,126,843.00	866,076.76	9,180,999.76	520,370.63	4,425,472.61	31.33%
Report Total		14,126,843.00	866,076.76	9,180,999.76	520,370.63	4,425,472.61	31.33%

City of East Providence, RI

Encumbrance Budget *

11000 - General Fund

From 8/1/2023 Through 8/31/2023

* This report may be affected by Account Level Security

Account Code	Account Title	FY 23 Budget	Current Period Actual	YTD Actual	YTD Enc	Remaining Balance	Percent Total Budget Remaining - Revised
100	City Council	187,485.00	2,695.35	109,839.56	108,302.04	(30,656.60)	(16.35)%
125	Mayor	471,233.87	51,793.92	394,056.12	1,860.01	75,317.74	15.98%
155	Senior Services	422,175.24	48,496.16	355,283.55	979.06	65,912.63	15.61%
170	Information Technology	697,808.49	50,963.13	566,441.68	49,276.18	82,090.63	11.76%
200	City Clerk	748,655.33	75,884.90	546,968.72	19,574.23	182,112.38	24.32%
260	Finance	887,017.03	76,467.86	681,916.64	56.10	205,044.29	23.11%
270	Treasury	559,028.43	67,379.80	409,945.98	5,196.45	143,886.00	25.73%
290	Assessment	664,700.51	48,979.90	467,762.83	14,564.55	182,373.13	27.43%
300	Planning	887,929.35	80,362.69	585,339.09	16,239.66	286,350.60	32.24%
350	Law	418,596.08	36,676.40	305,625.57	0.00	112,970.51	26.98%
400	Human Resources	754,925.28	97,939.71	624,244.15	10,376.78	120,304.35	15.93%
410	Affirmative Action/Human Services	158,118.91	17,887.76	121,330.85	0.00	36,788.06	23.26%
450	Canvassing Authority	297,394.92	28,113.29	226,806.47	1,159.57	69,428.88	23.34%
550	Public Library	2,735,781.90	221,579.39	1,838,091.74	33,649.45	864,040.71	31.58%
600	Director of Public Works	242,354.68	26,702.94	201,174.55	0.00	41,180.13	16.99%
605	Building Inspection	988,096.75	83,490.46	684,262.40	0.00	303,834.35	30.74%
610	Engineering	655,123.24	69,587.27	488,726.23	18,531.76	147,865.25	22.57%
630	Highway	5,515,057.99	459,816.30	3,710,918.35	61,763.39	1,742,376.25	31.59%
635	Streetlights	400,000.00	70,502.62	442,147.30	12,375.30	(54,522.60)	(13.63)%
650	Refuse Disposal	3,285,359.00	80,190.57	2,549,384.36	810,055.53	(74,080.89)	(2.25)%
660	Public Buildings	1,452,701.33	135,070.03	1,099,023.01	21,896.03	331,782.29	22.83%
670	Central Garage	964,828.80	83,286.45	692,297.19	13,310.84	259,220.77	26.86%
700	Police	17,065,781.52	1,661,144.27	13,802,402.95	8,504.62	3,254,873.95	19.07%
720	Animal Shelter	380,028.88	25,528.04	236,557.60	2,855.60	140,615.68	37.00%
730	Harbormaster	52,230.00	2,484.21	31,188.96	0.00	21,041.04	40.28%
750	Fire	24,957,862.71	2,449,274.77	19,679,357.05	38,520.31	5,239,985.35	20.99%
760	Public Safety Communications	1,194,956.56	123,701.62	940,876.21	68,736.14	185,344.21	15.51%
800	Recreation	575,183.29	95,895.33	557,711.01	(12,073.01)	29,545.29	5.13%
801	Pierce Stadium	136,345.00	1,264.02	87,535.02	2,913.66	45,896.32	33.66%
850	Carousel	177,332.24	19,116.04	111,157.43	539.79	65,635.02	37.01%
900	Miscellaneous	6,853,067.00	296,650.55	4,663,685.25	267.32	2,189,114.43	31.94%
905	Debt	15,624,656.92	8,400.00	11,043,743.09	0.00	4,580,913.83	29.31%
910	Capital	3,531,725.00	294,310.42	2,946,404.20	0.00	585,320.80	16.57%
950	School Dept	93,870,446.00	7,600,000.00	76,000,000.00	0.00	17,870,446.00	19.03%
	Total 11000 - General Fund	187,813,987.25	14,491,636.17	147,202,205.11	1,309,431.36	39,302,350.78	20.93%

City of East Providence, RI
 Encumbrance Budget *
 11000 - General Fund

From 8/1/2023 Through 8/31/2023

* This report may be affected by Account Level Security

Account Code	Account Title	FY 23 Budget	Current Period Actual	YTD Actual	YTD Enc	Remaining Balance	Percent Total Budget Remaining - Revised
Report Total		187,813,987.25	14,491,636.17	147,202,205.11	1,309,431.36	39,302,350.78	20.93%

City of East Providence, RI

Encumbrance Budget *

11000 - General Fund

From 8/1/2023 Through 8/31/2023

* This report may be affected by Account Level Security

Account Code	Account Title	FY 23 Budget	Current Period Actual	YTD Actual	YTD Enc	Remaining Balance	Percent Total Budget Remaining - Revised
100	City Council						
51110	Regular Salaries	15,300.00	2,019.15	13,824.45	0.00	1,475.55	9.64%
51141	Stipends	0.00	484.65	3,282.70	0.00	(3,282.70)	(100.00)%
52301	FICA	1,735.00	155.25	1,060.74	0.00	674.26	38.86%
52302	Medicare	0.00	36.30	248.02	0.00	(248.02)	(100.00)%
53000	Purchased Professional Services	89,250.00	0.00	63,325.00	107,065.00	(81,140.00)	(90.91)%
53402	Legal Services	75,000.00	0.00	20,147.00	1,200.00	53,653.00	71.53%
53705	Postage	500.00	0.00	0.00	0.00	500.00	100.00%
54403	Telephone/Communications	0.00	0.00	861.57	0.00	(861.57)	(100.00)%
55001	Public Celebrations	3,200.00	0.00	5,099.95	0.00	(1,899.95)	(59.37)%
56100	General Office Expense	2,500.00	0.00	1,990.13	37.04	472.83	18.91%
Total 100	City Council	187,485.00	2,695.35	109,839.56	108,302.04	(30,656.60)	(16.35)%
125	Mayor						
51110	Regular Salaries	334,075.20	38,548.53	274,216.41	0.00	59,858.79	17.91%
52101	Health Insurance	8,700.28	738.44	7,172.64	0.00	1,527.64	17.55%
52102	Life Insurance	2,273.40	151.56	1,364.04	0.00	909.36	40.00%
52103	Dental Insurance	315.44	25.94	259.40	0.00	56.04	17.76%
52110	Health Coshare	(1,305.04)	(153.36)	(1,062.13)	0.00	(242.91)	18.61%
52208	Mers Pension	72,126.84	8,515.38	59,524.73	0.00	12,602.11	17.47%
52218	TIAA	0.00	385.50	2,742.29	0.00	(2,742.29)	(100.00)%
52301	FICA	20,712.66	2,380.50	16,939.74	0.00	3,772.92	18.21%
52302	Medicare	4,844.09	556.74	3,961.70	0.00	882.39	18.21%
52902	Employee Assistance	75.00	0.00	0.00	0.00	75.00	100.00%
53705	Postage	3,498.00	115.59	4,052.88	0.00	(554.88)	(15.86)%
54403	Telephone/Communications	4,000.00	0.00	3,389.25	0.00	610.75	15.26%
56100	General Office Expense	9,000.00	321.04	16,502.84	1,752.03	(9,254.87)	(102.83)%
56101	Office Equipment	7,500.00	0.00	0.00	0.00	7,500.00	100.00%
56211	Gas, Oil & Lubricants	1,000.00	208.06	1,510.37	0.00	(510.37)	(51.03)%
57301	Repairs - Vehicles	1,000.00	0.00	3,066.98	0.00	(2,066.98)	(206.69)%
57311	Technology Software	350.00	0.00	0.00	0.00	350.00	100.00%
58102	Dues & Fees	3,068.00	0.00	414.98	107.98	2,545.04	82.95%
Total 125	Mayor	471,233.87	51,793.92	394,056.12	1,860.01	75,317.74	15.98%
155	Senior Services						

City of East Providence, RI
 Encumbrance Budget *
 11000 - General Fund

From 8/1/2023 Through 8/31/2023

* This report may be affected by Account Level Security

Account Code	Account Title	FY 23 Budget	Current Period Actual	YTD Actual	YTD Enc	Remaining Balance	Percent Total Budget Remaining - Revised
51110	Regular Salaries	140,503.47	16,552.37	100,891.25	0.00	39,612.22	28.19%
51116	Part Time / Temporary Pay	143,520.00	19,608.26	138,522.61	0.00	4,997.39	3.48%
51133	Longevity	1,136.06	0.00	0.00	0.00	1,136.06	100.00%
52101	Health Insurance	28,070.58	2,549.69	24,765.70	0.00	3,304.88	11.77%
52102	Life Insurance	1,111.44	75.78	682.02	0.00	429.42	38.63%
52103	Dental Insurance	1,112.36	105.13	1,051.30	0.00	61.06	5.48%
52110	Health Coshare	(5,080.66)	(654.93)	(4,535.77)	0.00	(544.89)	10.72%
52208	Mers Pension	30,579.97	3,656.42	21,919.70	0.00	8,660.27	28.32%
52218	TJAA	0.00	165.51	1,008.89	0.00	(1,008.89)	(100.00)%
52301	FICA	8,781.65	2,179.89	14,365.47	0.00	(5,583.82)	(63.58)%
52302	Medicare	2,053.77	509.80	3,359.67	0.00	(1,305.90)	(63.58)%
52902	Employee Assistance	37.50	0.00	0.00	0.00	37.50	100.00%
53111	Instructors	20,580.00	275.00	12,070.00	320.00	8,190.00	39.79%
53300	Professional Development	300.00	0.00	0.00	0.00	300.00	100.00%
53705	Postage	720.00	15.27	198.00	0.00	522.00	72.50%
54310	Repairs - Building	2,814.62	0.00	814.25	0.00	2,000.37	71.07%
54402	Water	1,240.00	149.98	1,389.14	105.99	(255.13)	(20.57)%
54403	Telephone/Communications	9,504.48	0.00	8,241.44	0.00	1,263.04	13.28%
55000	Program Costs	5,000.00	566.34	5,158.60	414.24	(572.84)	(11.45)%
55800	Training & Conferences	500.00	0.00	160.00	0.00	340.00	68.00%
56100	General Office Expense	1,680.00	0.00	925.79	13.80	740.41	44.07%
56209	Heating Gas/Oil	8,175.00	299.00	8,306.77	0.00	(131.77)	(1.61)%
56211	Gas, Oil & Lubricants	3,500.00	539.93	3,285.61	0.00	214.39	6.12%
56215	Electricity	6,540.00	512.72	6,166.57	0.00	373.43	5.70%
57301	Repairs - Vehicles	4,000.00	0.00	3,127.31	0.00	872.69	21.81%
57305	Repair & Maintenance -Equipm...	2,000.00	0.00	2,019.23	125.03	(144.26)	(7.21)%
57311	Technology Software	3,795.00	1,390.00	1,390.00	0.00	2,405.00	63.37%
Total 155	Senior Services	422,175.24	48,496.16	355,283.55	979.06	65,912.63	15.61%
170	Information Technology	334,070.34	36,583.68	259,977.88	0.00	74,092.46	22.17%
51110	Regular Salaries	20,338.85	0.00	0.00	0.00	20,338.85	100.00%
51133	Longevity	3,000.00	0.00	0.00	0.00	3,000.00	100.00%
51201	Overtime	24,506.79	1,476.88	14,345.28	0.00	10,161.51	41.46%
52101	Health Insurance	1,970.13	151.56	1,364.04	0.00	606.09	30.76%
52102	Life Insurance	951.55	51.88	518.80	0.00	432.75	45.47%

City of East Providence, RI

Encumbrance Budget *

11000 - General Fund

From 8/1/2023 Through 8/31/2023

* This report may be affected by Account Level Security

Account Code	Account Title	FY 23 Budget	Current Period Actual	YTD Actual	YTD Enc	Remaining Balance	Percent Total Budget Remaining - Revised
52110	Health Coshare	(4,901.39)	(306.72)	(2,124.25)	0.00	(2,777.14)	56.66%
52208	Mers Pension	76,516.95	8,081.37	56,434.33	0.00	20,082.62	26.24%
52218	TIAA	0.00	365.88	2,600.02	0.00	(2,600.02)	(100.00)%
52301	FICA	22,420.76	2,249.16	15,986.91	0.00	6,433.85	28.69%
52302	Medicare	5,243.56	526.02	3,738.86	0.00	1,504.70	28.69%
52401	Deferred Compensation	7,215.95	0.00	0.00	0.00	7,215.95	100.00%
52902	Employee Assistance	65.00	0.00	0.00	0.00	65.00	100.00%
53000	Purchased Professional Services	5,000.00	0.00	9,800.00	0.00	(4,800.00)	(96.00)%
53705	Postage	0.00	0.00	1.14	0.00	(1.14)	(100.00)%
54320	Supplies - Technology	14,000.00	94.98	2,766.18	2,132.29	9,101.53	65.01%
54403	Telephone/Communications	37,560.00	0.00	31,109.94	3,318.89	3,131.17	8.33%
55800	Training & Conferences	2,000.00	0.00	0.00	0.00	2,000.00	100.00%
56100	General Office Expense	2,100.00	104.80	1,195.43	0.00	904.57	43.07%
57309	Computer Hardware / Electrical	5,000.00	0.00	15,871.86	28,091.29	(38,963.15)	(779.26)%
57311	Technology Software	140,750.00	1,583.64	152,855.26	15,733.71	(27,838.97)	(19.77)%
Total 170	Information Technology	697,808.49	50,963.13	566,441.68	49,276.18	82,090.63	11.76%
200	City Clerk						
51110	Regular Salaries	409,736.04	49,937.20	333,447.45	0.00	76,288.59	18.61%
51117	Court Pay	40,357.00	1,803.90	5,122.89	0.00	35,234.11	87.30%
51133	Longevity	19,680.66	0.00	0.00	0.00	19,680.66	100.00%
51201	Overtime	0.00	168.48	908.13	0.00	(908.13)	(100.00)%
52101	Health Insurance	102,760.72	7,649.07	60,326.54	0.00	42,434.18	41.29%
52102	Life Insurance	2,980.68	248.39	1,970.28	0.00	1,010.40	33.89%
52103	Dental Insurance	5,445.68	394.58	3,391.47	0.00	2,054.21	37.72%
52110	Health Coshare	(17,983.15)	(1,925.69)	(10,583.59)	0.00	(7,399.56)	41.14%
52208	Mers Pension	96,819.07	10,449.09	66,390.62	0.00	30,428.45	31.42%
52218	TIAA	0.00	473.04	3,056.86	0.00	(3,056.86)	(100.00)%
52301	FICA	26,892.30	3,118.44	20,550.27	0.00	6,342.03	23.58%
52302	Medicare	6,289.33	729.32	4,806.11	0.00	1,483.22	23.58%
52401	Deferred Compensation	4,330.00	0.00	0.00	0.00	4,330.00	100.00%
52902	Employee Assistance	105.00	0.00	0.00	0.00	105.00	100.00%
52910	Employee Education/Training	3,000.00	0.00	0.00	0.00	3,000.00	100.00%
53000	Purchased Professional Services	6,551.00	0.00	12,227.80	5,888.98	(11,565.78)	(176.54)%
53300	Professional Development	0.00	0.00	190.00	0.00	(190.00)	(100.00)%
53705	Postage	2,000.00	150.24	2,838.72	0.00	(838.72)	(41.93)%

City of East Providence, RI
 Encumbrance Budget *
 11000 - General Fund

From 8/1/2023 Through 8/31/2023

* This report may be affected by Account Level Security

Account Code	Account Title	FY 23 Budget	Current Period Actual	YTD Actual	YTD Enc	Remaining Balance	Percent Total Budget Remaining - Revised
54403	Telephone/Communications	126.00	0.00	1,031.00	0.00	(905.00)	(718.25)%
55400	Advertising, Printing	25,000.00	2,337.00	25,609.58	11,704.50	(12,314.08)	(49.25)%
56100	General Office Expense	6,825.00	126.84	8,929.51	717.79	(2,822.30)	(41.35)%
57305	Repair & Maintenance -Equipm...	900.00	0.00	450.08	1,202.96	(753.04)	(83.67)%
57311	Technology Software	6,040.00	0.00	6,000.00	0.00	40.00	0.66%
58102	Dues & Fees	800.00	225.00	305.00	60.00	435.00	54.37%
Total 200	City Clerk	748,655.33	75,884.90	546,968.72	19,574.23	182,112.38	24.33%
260	Finance						
51110	Regular Salaries	489,309.57	51,245.45	389,840.60	0.00	99,468.97	20.32%
51133	Longevity	20,870.53	0.00	0.00	0.00	20,870.53	100.00%
51141	Stipends	0.00	750.00	4,923.09	0.00	(4,923.09)	(100.00)%
51201	Overtime	0.00	0.00	901.49	0.00	(901.49)	(100.00)%
51322	Severance Pay	0.00	648.81	2,581.54	0.00	(2,581.54)	(100.00)%
52101	Health Insurance	94,060.44	6,172.19	67,259.48	0.00	26,800.96	28.49%
52102	Life Insurance	2,627.04	256.81	2,433.38	0.00	193.66	7.37%
52103	Dental Insurance	5,130.24	289.45	3,133.44	0.00	1,996.80	38.92%
52110	Health Coshare	(17,745.07)	(1,606.95)	(10,339.98)	0.00	(7,405.09)	41.73%
52208	Mers Pension	110,147.88	11,485.81	85,403.74	0.00	24,744.14	22.46%
52218	TIAA	0.00	519.99	3,937.70	0.00	(3,937.70)	(100.00)%
52301	FICA	32,023.10	3,164.31	23,929.55	0.00	8,093.55	25.27%
52302	Medicare	7,519.30	740.04	5,596.45	0.00	1,922.85	25.57%
52401	Deferred Compensation	10,557.00	0.00	0.00	0.00	10,557.00	100.00%
52902	Employee Assistance	90.00	0.00	0.00	0.00	90.00	100.00%
53000	Purchased Professional Services	120,227.00	1,500.00	88,227.00	0.00	32,000.00	26.61%
53705	Postage	3,200.00	840.40	6,230.56	0.00	(3,030.56)	(94.70)%
54403	Telephone/Communications	1,200.00	0.00	1,522.41	0.00	(322.41)	(26.86)%
55800	Training & Conferences	1,500.00	0.00	0.00	0.00	1,500.00	100.00%
56100	General Office Expense	5,000.00	461.55	2,766.19	56.10	2,177.71	43.55%
57305	Repair & Maintenance -Equipm...	700.00	0.00	42.00	0.00	658.00	94.00%
57311	Technology Software	0.00	0.00	3,528.00	0.00	(3,528.00)	(100.00)%
58102	Dues & Fees	600.00	0.00	0.00	0.00	600.00	100.00%
Total 260	Finance	887,017.03	76,467.86	681,916.64	56.10	205,044.29	23.12%
270	Treasury						

City of East Providence, RI

Encumbrance Budget *

11000 - General Fund

From 8/1/2023 Through 8/31/2023

* This report may be affected by Account Level Security

Account Code	Account Title	FY 23 Budget	Current Period Actual	YTD Actual	YTD Enc	Remaining Balance	Percent Total Budget Remaining - Revised
51110	Regular Salaries	297,740.23	31,980.43	225,208.19	0.00	72,532.04	24.36%
51116	Part Time / Temporary Pay	0.00	601.46	601.46	0.00	(601.46)	(100.00)%
51133	Longevity	18,791.48	0.00	0.00	0.00	18,791.48	100.00%
51201	Overtime	1,000.00	0.00	0.00	0.00	1,000.00	100.00%
51322	Severance Pay	0.00	18,569.75	18,569.75	0.00	(18,569.75)	(100.00)%
52101	Health Insurance	60,080.64	4,360.94	44,494.67	0.00	15,585.97	25.94%
52102	Life Insurance	2,273.40	168.40	1,818.72	0.00	454.68	20.00%
52103	Dental Insurance	3,519.76	237.57	2,427.58	0.00	1,092.18	31.02%
52110	Health Coshare	(9,644.08)	(478.41)	(4,818.54)	0.00	(4,825.54)	50.03%
52208	Mers Pension	68,339.20	6,618.44	47,964.45	0.00	20,374.75	29.81%
52218	TIAA	0.00	345.77	2,619.63	0.00	(2,619.63)	(100.00)%
52301	FICA	19,759.20	3,098.82	14,728.57	0.00	5,030.63	25.45%
52302	Medicare	4,621.10	724.72	3,444.59	0.00	1,176.51	25.45%
52401	Deferred Compensation	2,165.00	0.00	0.00	0.00	2,165.00	100.00%
52902	Employee Assistance	82.50	0.00	0.00	0.00	82.50	100.00%
53000	Purchased Professional Services	22,000.00	1,021.81	19,660.84	3,960.74	(1,621.58)	(7.37)%
53705	Postage	32,000.00	55.10	19,412.84	150.46	12,436.70	38.86%
54403	Telephone/Communications	0.00	0.00	1,265.60	0.00	(1,265.60)	(100.00)%
55400	Advertising, Printing	14,000.00	0.00	9,823.66	1,025.97	3,150.37	22.50%
56100	General Office Expense	7,000.00	0.00	1,934.97	59.28	5,005.75	71.51%
56101	Office Equipment	5,000.00	0.00	0.00	0.00	5,000.00	100.00%
57305	Repair & Maintenance -Equipm...	2,000.00	0.00	0.00	0.00	2,000.00	100.00%
57311	Technology Software	8,000.00	75.00	675.00	0.00	7,325.00	91.56%
58102	Dues & Fees	300.00	0.00	114.00	0.00	186.00	62.00%
Total 270	Treasury	559,028.43	67,379.80	409,945.98	5,196.45	143,886.00	25.74%
290	Assessment						
51110	Regular Salaries	322,299.44	31,461.18	207,719.36	0.00	114,580.08	35.55%
51133	Longevity	15,824.14	0.00	0.00	0.00	15,824.14	100.00%
52101	Health Insurance	72,720.40	6,172.19	59,951.82	0.00	12,768.58	17.55%
52102	Life Insurance	2,071.32	172.61	1,553.49	0.00	517.83	25.00%
52103	Dental Insurance	4,167.28	289.45	2,894.50	0.00	1,272.78	30.54%
52110	Health Coshare	(12,607.02)	(1,105.37)	(8,535.54)	0.00	(4,071.48)	32.29%
52208	Mers Pension	73,000.88	8,126.16	53,304.91	0.00	19,695.97	26.98%
52218	TIAA	0.00	321.57	2,088.18	0.00	(2,088.18)	(100.00)%
52301	FICA	21,097.89	2,205.76	14,647.04	0.00	6,450.85	30.57%

City of East Providence, RI
 Encumbrance Budget *
 11000 - General Fund

From 8/1/2023 Through 8/31/2023

* This report may be affected by Account Level Security

Account Code	Account Title	FY 23 Budget	Current Period Actual	YTD Actual	YTD Enc	Remaining Balance	Percent Total Budget Remaining - Revised
52302	Medicare	4,934.18	515.86	3,425.50	0.00	1,508.68	30.57%
52401	Deferred Compensation	4,330.00	0.00	0.00	0.00	4,330.00	100.00%
52902	Employee Assistance	75.00	0.00	0.00	0.00	75.00	100.00%
52910	Employee Education/Training	3,000.00	0.00	0.00	0.00	3,000.00	100.00%
53000	Purchased Professional Services	130,000.00	43.18	120,846.85	14,720.00	(5,566.85)	(4.28)%
53705	Postage	1,000.00	231.81	1,041.90	0.00	(41.90)	(4.19)%
54403	Telephone/Communications	600.00	0.00	950.97	0.00	(350.97)	(58.49)%
55400	Advertising, Printing	1,700.00	0.00	1,526.00	0.00	174.00	10.23%
55800	Training & Conferences	300.00	0.00	0.00	0.00	300.00	100.00%
56100	General Office Expense	600.00	40.56	419.64	73.50	106.86	17.81%
56101	Office Equipment	1,000.00	424.94	424.94	(228.95)	804.01	80.40%
57305	Repair & Maintenance -Equipm...	400.00	0.00	323.27	0.00	76.73	19.18%
57311	Technology Software	17,927.00	0.00	5,040.00	0.00	12,887.00	71.88%
58102	Dues & Fees	260.00	80.00	140.00	0.00	120.00	46.15%
Total 290	Assessment	664,700.51	48,979.90	467,762.83	14,564.55	182,373.13	27.44%
300	Planning	550,302.91	54,861.26	374,711.91	0.00	175,591.00	31.90%
51110	Regular Salaries	24,268.89	0.00	0.00	0.00	24,268.89	100.00%
51133	Longevity	90,120.96	8,721.88	74,239.60	0.00	15,881.36	17.62%
52101	Health Insurance	3,132.24	223.13	1,511.39	0.00	1,620.85	51.74%
52102	Dental Insurance	4,150.64	368.64	3,132.07	0.00	1,018.57	24.54%
52103	Health Coshare	(18,024.19)	(2,206.26)	(13,052.47)	0.00	(4,971.72)	27.58%
52208	Mers Pension	124,050.05	12,118.89	81,227.58	0.00	42,822.47	34.52%
52218	TIAA	0.00	457.24	3,092.68	0.00	(3,092.68)	(100.00)%
52301	FICA	36,294.60	3,194.49	21,942.21	0.00	14,352.39	39.54%
52302	Medicare	8,488.25	747.10	5,131.66	0.00	3,356.59	39.54%
52401	Deferred Compensation	10,825.00	0.00	0.00	0.00	10,825.00	100.00%
52902	Employee Assistance	105.00	0.00	0.00	0.00	105.00	100.00%
53000	Purchased Professional Services	18,000.00	165.00	5,090.52	12,824.75	84.73	0.47%
53705	Postage	1,800.00	142.62	3,197.54	0.00	(1,397.54)	(77.64)%
54403	Telephone/Communications	600.00	0.00	2,019.21	0.00	(1,419.21)	(236.53)%
55400	Advertising, Printing	10,500.00	945.00	11,077.00	0.00	(577.00)	(5.49)%
55401	Advertising - Subdivision	500.00	123.00	2,597.50	0.00	(2,097.50)	(419.50)%
55800	Training & Conferences	4,750.00	79.00	589.00	0.00	4,161.00	87.60%
56100	General Office Expense	1,875.00	421.70	1,234.25	573.91	66.84	3.56%

City of East Providence, RI
 Encumbrance Budget *
 11000 - General Fund

From 8/1/2023 Through 8/31/2023

* This report may be affected by Account Level Security

Account Code	Account Title	FY 23 Budget	Current Period Actual	YTD Actual	YTD Enc	Remaining Balance	Percent Total Budget Remaining - Revised
56101	Office Equipment	4,300.00	0.00	2,722.23	0.00	1,577.77	36.69%
57305	Repair & Maintenance -Equipm...	1,300.00	0.00	451.09	0.00	848.91	65.30%
57311	Technology Software	7,500.00	0.00	2,976.12	2,500.00	2,023.88	26.98%
58102	Dues & Fees	3,090.00	0.00	1,448.00	341.00	1,301.00	42.10%
Total 300	Planning	887,929.35	80,362.69	585,339.09	16,239.66	286,350.60	32.25%
350	Law						
51110	Regular Salaries	119,185.80	13,819.98	97,965.10	0.00	21,220.70	17.80%
51116	Part Time / Temporary Pay	14,820.00	0.00	0.00	0.00	14,820.00	100.00%
51133	Longevity	9,136.73	0.00	0.00	0.00	9,136.73	100.00%
52102	Life Insurance	909.36	75.78	682.02	0.00	227.34	25.00%
52103	Dental Insurance	315.44	25.94	259.40	0.00	56.04	17.76%
52208	Mers Pension	27,704.83	3,052.83	21,265.87	0.00	6,438.96	23.24%
52218	TIAA	0.00	61.47	435.68	0.00	(435.68)	(100.00)%
52301	FICA	8,224.46	856.83	6,073.78	0.00	2,150.68	26.14%
52302	Medicare	1,923.46	200.40	1,420.56	0.00	502.90	26.14%
52401	Deferred Compensation	4,320.00	0.00	0.00	0.00	4,320.00	100.00%
52902	Employee Assistance	30.00	0.00	0.00	0.00	30.00	100.00%
53000	Purchased Professional Services	225,000.00	18,499.00	172,461.66	0.00	52,538.34	23.35%
53705	Postage	500.00	4.98	176.25	0.00	323.75	64.75%
54403	Telephone/Communications	126.00	0.00	817.07	0.00	(691.07)	(548.46)%
55800	Training & Conferences	1,000.00	0.00	0.00	0.00	1,000.00	100.00%
56100	General Office Expense	1,200.00	79.19	1,131.39	0.00	68.61	5.71%
56101	Office Equipment	500.00	0.00	0.00	0.00	500.00	100.00%
56219	Supplies - Cleaning	300.00	0.00	0.00	0.00	300.00	100.00%
56400	Books	2,000.00	0.00	1,734.24	0.00	265.76	13.28%
57305	Repair & Maintenance -Equipm...	1,000.00	0.00	770.81	0.00	229.19	22.91%
58102	Dues & Fees	400.00	0.00	431.74	0.00	(31.74)	(7.93)%
Total 350	Law	418,596.08	36,676.40	305,625.57	0.00	112,970.51	26.99%
400	Human Resources						
51110	Regular Salaries	334,592.53	40,381.79	246,050.45	0.00	88,542.08	26.46%
51133	Longevity	15,498.53	0.00	0.00	0.00	15,498.53	100.00%
51201	Overtime	0.00	108.21	1,022.45	0.00	(1,022.45)	(100.00)%
51322	Severance Pay	0.00	0.00	2,825.35	0.00	(2,825.35)	(100.00)%

City of East Providence, RI

Encumbrance Budget *

11000 - General Fund

From 8/1/2023 Through 8/31/2023

* This report may be affected by Account Level Security

Account Code	Account Title	FY 23 Budget	Current Period Actual	YTD Actual	YTD Enc	Remaining Balance	Percent Total Budget Remaining - Revised
52101	Health Insurance	81,420.68	4,360.94	45,529.02	0.00	35,891.66	44.08%
52102	Life Insurance	2,222.88	185.24	1,629.27	0.00	593.61	26.70%
52103	Dental Insurance	4,167.28	237.57	2,058.94	0.00	2,108.34	50.59%
52110	Health Coshare	(14,782.12)	(905.70)	(6,272.57)	0.00	(8,509.55)	57.56%
52208	Mers Pension	75,584.66	8,920.32	53,458.64	0.00	22,126.02	29.27%
52218	TIAA	0.00	459.63	2,846.32	0.00	(2,846.32)	(100.00)%
52301	FICA	22,108.34	2,436.34	14,982.46	0.00	7,125.88	32.23%
52302	Medicare	5,170.50	569.78	3,503.96	0.00	1,666.54	32.23%
52401	Deferred Compensation	6,495.00	0.00	0.00	0.00	6,495.00	100.00%
52902	Employee Assistance	75.00	0.00	15,823.50	0.00	(15,748.50)	(20,998.00)%
53000	Purchased Professional Services	15,000.00	25,885.14	45,243.29	247.86	(30,491.15)	(203.27)%
53103	Medicaid Penalty	7,500.00	0.00	5,127.30	0.00	2,372.70	31.63%
53300	Professional Development	5,000.00	0.00	0.00	0.00	5,000.00	100.00%
53501	Adp Fees	113,302.00	13,331.56	133,217.31	0.00	(19,915.31)	(17.57)%
53705	Postage	2,000.00	40.89	801.57	0.00	1,198.43	59.92%
54403	Telephone/Communications	1,020.00	0.00	1,422.14	0.00	(402.14)	(39.42)%
54501	Unemployment Insurance	40,000.00	1,928.00	34,555.64	0.00	5,444.36	13.61%
55501	Printing - Forms	250.00	0.00	0.00	0.00	250.00	100.00%
55600	Tuition Reimbursement	20,000.00	0.00	0.00	0.00	20,000.00	100.00%
55800	Training & Conferences	2,500.00	0.00	0.00	0.00	2,500.00	100.00%
55815	Training/Recruitment	10,000.00	0.00	92.13	0.00	9,907.87	99.07%
56100	General Office Expense	3,000.00	0.00	4,484.97	185.92	(1,670.89)	(55.69)%
56101	Office Equipment	700.00	0.00	10,160.68	9,943.00	(19,403.68)	(2,771.95)%
57305	Repair & Maintenance -Equipm...	1,500.00	0.00	2,796.83	0.00	(1,296.83)	(86.45)%
58102	Dues & Fees	600.00	0.00	2,884.50	0.00	(2,284.50)	(380.75)%
Total 400	Human Resources	754,925.28	97,939.71	624,244.15	10,376.78	120,304.35	15.94%
410	Affirmative Action/Human Services						
51110	Regular Salaries	90,703.78	11,043.45	78,283.24	0.00	12,420.54	13.69%
51116	Part Time / Temporary Pay	0.00	0.00	179.20	0.00	(179.20)	(100.00)%
51133	Longevity	7,256.30	0.00	0.00	0.00	7,256.30	100.00%
52101	Health Insurance	21,340.04	1,811.25	17,593.06	0.00	3,746.98	17.55%
52102	Life Insurance	454.68	37.89	492.57	0.00	(37.89)	(8.33)%
52103	Dental Insurance	962.96	79.19	897.03	0.00	65.93	6.84%
52110	Health Coshare	(4,267.99)	(501.57)	(3,473.64)	0.00	(794.35)	18.61%
52208	Mers Pension	21,149.58	2,439.51	16,993.41	0.00	4,156.17	19.65%

City of East Providence, RI
 Encumbrance Budget *
 11000 - General Fund

From 8/1/2023 Through 8/31/2023

* This report may be affected by Account Level Security

Account Code	Account Title	FY 23 Budget	Current Period Actual	YTD Actual	YTD Enc	Remaining Balance	Percent Total Budget Remaining - Revised
52218	TIAA	0.00	110.43	782.82	0.00	(782.82)	(100.00)%
52301	FICA	6,207.75	635.70	4,508.52	0.00	1,699.23	27.37%
52302	Medicare	1,451.81	148.68	1,054.40	0.00	397.41	27.37%
52401	Deferred Compensation	2,165.00	0.00	0.00	0.00	2,165.00	100.00%
52902	Employee Assistance	15.00	0.00	0.00	0.00	15.00	100.00%
53705	Postage	200.00	0.00	0.00	0.00	200.00	100.00%
54403	Telephone/Communications	980.00	0.00	1,084.35	0.00	(104.35)	(10.64)%
55001	Public Celebrations	3,500.00	0.00	0.00	0.00	3,500.00	100.00%
55800	Training & Conferences	2,500.00	0.00	0.00	0.00	2,500.00	100.00%
56100	General Office Expense	2,300.00	2,083.23	2,935.89	0.00	(635.89)	(27.64)%
56101	Office Equipment	1,000.00	0.00	0.00	0.00	1,000.00	100.00%
57309	Computer Hardware / Electrical	200.00	0.00	0.00	0.00	200.00	100.00%
Total 410	Affirmative Action/Human Services	158,118.91	17,887.76	121,330.85	0.00	36,788.06	23.27%
450	Canvassing Authority						
51110	Regular Salaries	146,469.23	17,621.28	119,043.59	0.00	27,425.64	18.72%
51116	Part Time / Temporary Pay	0.00	2,355.00	2,355.00	0.00	(2,355.00)	(100.00)%
51120	Boards & Commissions	3,000.00	0.00	0.00	0.00	3,000.00	100.00%
51133	Longevity	8,248.41	0.00	0.00	0.00	8,248.41	100.00%
51201	Overtime	5,000.00	0.00	5,370.70	0.00	(370.70)	(7.41)%
52101	Health Insurance	30,040.32	2,549.69	24,765.70	0.00	5,274.62	17.55%
52102	Life Insurance	1,263.00	105.25	947.25	0.00	315.75	25.00%
52103	Dental Insurance	1,925.92	210.26	2,102.60	0.00	(176.68)	(9.17)%
52110	Health Coshare	(7,469.02)	(404.16)	(2,879.57)	0.00	(4,589.45)	61.44%
52208	Mers Pension	33,403.54	3,816.09	26,171.53	0.00	7,232.01	21.65%
52218	TIAA	0.00	190.32	1,084.47	0.00	(1,084.47)	(100.00)%
52301	FICA	9,726.72	1,213.47	8,056.13	0.00	1,670.59	17.17%
52302	Medicare	2,274.80	283.80	1,884.08	0.00	390.72	17.17%
52401	Deferred Compensation	2,165.00	0.00	0.00	0.00	2,165.00	100.00%
52902	Employee Assistance	45.00	0.00	0.00	0.00	45.00	100.00%
53000	Purchased Professional Services	45,000.00	0.00	29,100.75	0.00	15,899.25	35.33%
53705	Postage	6,000.00	172.29	5,780.79	0.00	219.21	3.65%
54403	Telephone/Communications	252.00	0.00	433.50	0.00	(181.50)	(72.02)%
54600	Rentals	2,100.00	0.00	833.12	0.00	1,266.88	60.32%
55400	Advertising, Printing	4,500.00	0.00	739.47	0.00	3,760.53	83.56%
56100	General Office Expense	3,000.00	0.00	467.73	1,159.57	1,372.70	45.75%

City of East Providence, RI
 Encumbrance Budget *
 11000 - General Fund

From 8/1/2023 Through 8/31/2023

* This report may be affected by Account Level Security

Account Code	Account Title	FY 23 Budget	Current Period Actual	YTD Actual	YTD Enc	Remaining Balance	Percent Total Budget Remaining - Revised
57305	Repair & Maintenance -Equipm...	450.00	0.00	549.63	0.00	(99.63)	(22.14)%
Total 450		297,394.92	28,113.29	226,806.47	1,159.57	69,428.88	23.35%
550	Public Library						
51110	Regular Salaries	1,281,622.77	123,438.40	921,691.77	0.00	359,931.00	28.08%
51116	Part Time / Temporary Pay	123,500.00	12,887.00	74,823.40	0.00	48,676.60	39.41%
51133	Longevity	86,072.30	0.00	0.00	0.00	86,072.30	100.00%
51201	Overtime	20,000.00	783.19	15,793.37	0.00	4,206.63	21.03%
52101	Health Insurance	321,743.24	24,424.09	243,349.00	0.00	78,394.24	24.36%
52102	Life Insurance	9,497.76	682.02	5,801.38	0.00	3,696.38	38.91%
52103	Dental Insurance	13,746.96	891.55	8,581.02	0.00	5,165.94	37.57%
52110	Health Coshare	(57,905.62)	(3,773.37)	(26,383.68)	0.00	(31,521.94)	54.43%
52112	Clothing Allowance	400.00	0.00	0.00	0.00	400.00	100.00%
52208	Mers Pension	295,285.37	27,127.59	199,211.30	0.00	96,074.07	32.53%
52218	TIAA	0.00	1,299.25	9,763.98	0.00	(9,763.98)	(100.00)%
52301	FICA	86,298.42	8,204.11	60,653.29	0.00	25,645.13	29.71%
52302	Medicare	20,182.70	1,918.71	14,185.05	0.00	5,997.65	29.71%
52401	Deferred Compensation	23,815.00	0.00	0.00	0.00	23,815.00	100.00%
52902	Employee Assistance	330.00	0.00	0.00	0.00	330.00	100.00%
53000	Purchased Professional Services	30,000.00	2,459.05	26,360.45	5,578.73	(1,939.18)	(6.46)%
53100	Ocean State Libraries	108,080.00	0.00	72,446.63	0.00	35,633.37	32.96%
53705	Postage	663.00	56.22	582.77	0.00	80.23	12.10%
54300	Repairs & Maintenance	25,000.00	2,306.38	21,973.23	13,576.54	(10,549.77)	(42.19)%
54321	Maintenance - Signal System	7,750.00	439.54	3,801.95	0.00	3,948.05	50.94%
54402	Water	5,000.00	673.68	4,295.63	0.00	704.37	14.08%
54403	Telephone/Communications	5,600.00	185.60	4,789.82	184.13	626.05	11.17%
55400	Advertising, Printing	6,500.00	1,058.68	6,811.78	1,058.68	(1,370.46)	(21.08)%
55800	Training & Conferences	1,200.00	0.00	622.07	0.00	577.93	48.16%
56000	Library Materials	150,000.00	8,170.75	102,534.00	12,044.55	35,421.45	23.61%
56100	General Office Expense	8,500.00	1,099.02	6,381.58	666.04	1,452.38	17.08%
56209	Heating Gas/Oil	20,000.00	407.36	14,371.96	0.00	5,628.04	28.14%
56215	Electricity	40,000.00	3,403.60	29,563.62	0.00	10,436.38	26.09%
56219	Supplies - Cleaning	4,500.00	1,436.97	3,851.43	388.80	259.77	5.77%
57311	Technology Software	15,000.00	2,000.00	11,609.94	151.98	3,238.08	21.58%
58102	Dues & Fees	900.00	0.00	625.00	0.00	275.00	30.55%
58311	Bond Principal Pmt	75,000.00	0.00	0.00	0.00	75,000.00	100.00%

City of East Providence, RI
Encumbrance Budget *

11000 - General Fund

From 8/1/2023 Through 8/31/2023

* This report may be affected by Account Level Security

Account Code	Account Title	FY 23 Budget	Current Period Actual	YTD Actual	YTD Enc	Remaining Balance	Percent Total Budget Remaining - Revised
58322	Bond Interest	7,500.00	0.00	0.00	0.00	7,500.00	100.00%
Total 550	Public Library	2,735,781.90	221,579.39	1,838,091.74	33,649.45	864,040.71	31.58%
600	Director of Public Works						
51110	Regular Salaries	140,517.81	17,256.72	120,804.88	0.00	19,712.93	14.02%
51116	Part Time / Temporary Pay	15,000.00	1,840.25	11,544.75	0.00	3,455.25	23.03%
51133	Longevity	3,641.34	0.00	0.00	0.00	3,641.34	100.00%
52101	Health Insurance	34,144.06	2,898.00	28,148.88	0.00	5,995.18	17.55%
52102	Life Insurance	727.49	60.62	545.58	0.00	181.91	25.00%
52103	Dental Insurance	1,540.74	126.70	1,267.00	0.00	273.74	17.76%
52110	Health Coshare	(7,682.39)	(1,003.14)	(6,947.28)	0.00	(735.11)	9.56%
52208	Mers Pension	31,123.96	3,812.01	26,225.58	0.00	4,898.38	15.73%
52218	TIAA	0.00	203.37	1,426.32	0.00	(1,426.32)	(100.00)%
52301	FICA	9,045.25	1,107.51	7,668.81	0.00	1,376.44	15.21%
52302	Medicare	2,115.42	259.01	1,793.53	0.00	321.89	15.21%
52401	Deferred Compensation	1,732.00	0.00	0.00	0.00	1,732.00	100.00%
52902	Employee Assistance	24.00	0.00	0.00	0.00	24.00	100.00%
53705	Postage	75.00	1.89	11.13	0.00	63.87	85.16%
54403	Telephone/Communications	7,100.00	0.00	6,874.56	0.00	225.44	3.17%
55800	Training & Conferences	750.00	70.00	917.42	0.00	(167.42)	(22.32)%
56100	General Office Expense	500.00	0.00	423.39	0.00	76.61	15.32%
57311	Technology Software	750.00	0.00	0.00	0.00	750.00	100.00%
58102	Dues & Fees	1,250.00	70.00	470.00	0.00	780.00	62.40%
Total 600	Director of Public Works	242,354.68	26,702.94	201,174.55	0.00	41,180.13	16.99%
605	Building Inspection						
51110	Regular Salaries	484,559.96	58,765.26	414,940.61	0.00	69,619.35	14.36%
51116	Part Time / Temporary Pay	76,358.00	1,117.50	10,731.10	0.00	65,626.90	85.94%
51133	Longevity	33,099.06	0.00	0.00	0.00	33,099.06	100.00%
51141	Stipends	0.00	90.00	642.00	0.00	(642.00)	(100.00)%
51201	Overtime	5,000.00	0.00	257.77	0.00	4,742.23	94.84%
52101	Health Insurance	128,040.24	7,245.00	72,508.15	0.00	55,532.09	43.37%
52102	Life Insurance	3,031.20	252.60	2,273.40	0.00	757.80	25.00%
52103	Dental Insurance	6,740.72	554.33	5,543.30	0.00	1,197.42	17.76%
52110	Health Coshare	(24,541.02)	(2,860.89)	(17,948.26)	0.00	(6,592.76)	26.86%

City of East Providence, RI

Encumbrance Budget *

11000 - General Fund

From 8/1/2023 Through 8/31/2023

* This report may be affected by Account Level Security

Account Code	Account Title	FY 23 Budget	Current Period Actual	YTD Actual	YTD Enc	Remaining Balance	Percent Total Budget Remaining - Revised
52112	Clothing Allowance	400.00	0.00	365.00	0.00	35.00	8.75%
52208	Mers Pension	111,762.58	11,804.88	81,879.26	0.00	29,883.32	26.73%
52218	TIAA	0.00	592.80	4,185.84	0.00	(4,185.84)	(100.00)%
52301	FICA	32,656.58	3,157.51	22,637.18	0.00	10,019.40	30.68%
52302	Medicare	7,637.43	738.45	5,294.17	0.00	2,343.26	30.68%
52401	Deferred Compensation	8,660.00	0.00	0.00	0.00	8,660.00	100.00%
52902	Employee Assistance	105.00	0.00	0.00	0.00	105.00	100.00%
53000	Purchased Professional Services	50,000.00	0.00	20,391.73	0.00	29,608.27	59.21%
53705	Postage	14,000.00	1,485.46	10,012.06	0.00	3,987.94	28.48%
54403	Telephone/Communications	5,952.00	0.00	4,561.41	0.00	1,390.59	23.36%
55400	Advertising, Printing	4,500.00	0.00	2,265.50	0.00	2,234.50	49.65%
55800	Training & Conferences	2,000.00	0.00	64.25	0.00	1,935.75	96.78%
56100	General Office Expense	2,000.00	0.00	1,647.26	0.00	352.74	17.63%
56211	Gas, Oil & Lubricants	1,635.00	398.30	3,033.92	0.00	(1,398.92)	(85.56)%
57301	Repairs - Vehicles	2,000.00	149.26	5,395.08	0.00	(3,395.08)	(169.75)%
57305	Repair & Maintenance -Equipm...	1,000.00	0.00	0.00	0.00	1,000.00	100.00%
57311	Technology Software	29,000.00	0.00	32,404.67	0.00	(3,404.67)	(11.74)%
58102	Dues & Fees	2,500.00	0.00	1,177.00	0.00	1,323.00	52.92%
Total 605	Building Inspection	988,096.75	83,490.46	684,262.40	0.00	303,834.35	30.75%
610	Engineering						
51110	Regular Salaries	372,513.70	36,905.40	284,917.02	0.00	87,596.68	23.51%
51116	Part Time / Temporary Pay	0.00	1,705.23	5,541.99	0.00	(5,541.99)	(100.00)%
51133	Longevity	26,069.10	0.00	0.00	0.00	26,069.10	100.00%
51201	Overtime	12,000.00	0.00	8,046.74	0.00	3,953.26	32.94%
51322	Severance Pay	0.00	0.00	7,891.30	0.00	(7,891.30)	(100.00)%
52101	Health Insurance	58,176.32	4,937.75	47,961.42	0.00	10,214.90	17.55%
52102	Life Insurance	2,061.22	171.77	1,518.98	0.00	542.24	26.30%
52103	Dental Insurance	4,104.19	274.16	2,741.60	0.00	1,362.59	33.19%
52110	Health Coshare	(12,488.84)	(1,674.01)	(12,073.18)	0.00	(415.66)	3.32%
52112	Clothing Allowance	960.00	0.00	640.00	0.00	320.00	33.33%
52208	Mers Pension	86,054.03	8,152.41	61,794.95	0.00	24,259.08	28.19%
52218	TIAA	0.00	273.36	1,937.79	0.00	(1,937.79)	(100.00)%
52301	FICA	25,093.81	2,250.37	17,905.06	0.00	7,188.75	28.64%
52302	Medicare	5,868.71	526.30	4,187.47	0.00	1,681.24	28.64%
52401	Deferred Compensation	5,196.00	0.00	0.00	0.00	5,196.00	100.00%

City of East Providence, RI

Encumbrance Budget *

11000 - General Fund

From 8/1/2023 Through 8/31/2023

* This report may be affected by Account Level Security

Account Code	Account Title	FY 23 Budget	Current Period Actual	YTD Actual	YTD Enc	Remaining Balance	Percent Total Budget Remaining - Revised
52902	Employee Assistance	72.00	0.00	0.00	0.00	72.00	100.00%
53000	Purchased Professional Services	39,158.00	0.00	24,150.00	17,775.00	(2,767.00)	(7.06)%
53300	Professional Development	3,000.00	2,609.67	2,909.67	0.00	90.33	3.01%
53705	Postage	250.00	3.39	34.95	0.00	215.05	86.02%
54403	Telephone/Communications	1,100.00	0.00	1,140.33	0.00	(40.33)	(3.66)%
55800	Training & Conferences	800.00	0.00	0.00	0.00	800.00	100.00%
56100	General Office Expense	1,000.00	67.18	896.37	0.00	103.63	10.36%
56211	Gas, Oil & Lubricants	1,635.00	80.96	860.76	0.00	774.24	47.35%
57301	Repairs - Vehicles	1,000.00	0.00	3,022.03	0.00	(2,022.03)	(202.20)%
57305	Repair & Maintenance -Equipm...	2,000.00	0.00	1,658.38	756.76	(415.14)	(20.75)%
57311	Technology Software	18,000.00	13,303.33	18,000.00	0.00	0.00	0.00%
58102	Dues & Fees	1,500.00	0.00	3,042.60	0.00	(1,542.60)	(102.84)%
Total 610	Engineering	655,123.24	69,587.27	488,726.23	18,531.76	147,865.25	22.57%
630	Highway						
51110	Regular Salaries	2,658,448.38	250,830.17	1,786,558.73	0.00	871,889.65	32.79%
51116	Part Time / Temporary Pay	75,480.00	11,699.00	33,407.77	0.00	42,072.23	55.73%
51131	Acting Pay	0.00	275.36	2,161.16	0.00	(2,161.16)	(100.00)%
51133	Longevity	151,543.35	0.00	0.00	0.00	151,543.35	100.00%
51141	Stipends	2,000.00	2,000.00	2,000.00	0.00	0.00	0.00%
51201	Overtime	120,000.00	4,422.96	27,597.14	0.00	92,402.86	77.00%
51322	Severance Pay	0.00	0.00	5,724.02	0.00	(5,724.02)	(100.00)%
52101	Health Insurance	753,172.16	53,404.09	497,890.45	0.00	255,281.71	33.89%
52102	Life Insurance	19,574.64	1,267.21	11,270.17	0.00	8,304.47	42.42%
52103	Dental Insurance	35,379.12	2,368.85	24,165.01	0.00	11,214.11	31.69%
52110	Health Coshare	(131,155.79)	(10,966.04)	(73,705.84)	0.00	(57,449.95)	43.80%
52112	Clothing Allowance	0.00	0.00	15,025.00	0.00	(15,025.00)	(100.00)%
52208	Mers Pension	609,925.64	55,408.52	390,406.92	0.00	219,518.72	35.99%
52218	TIAA	0.00	2,822.15	20,238.45	0.00	(20,238.45)	(100.00)%
52301	FICA	176,042.41	15,862.46	111,161.15	0.00	64,881.26	36.85%
52302	Medicare	41,173.08	3,709.77	25,997.36	0.00	15,175.72	36.85%
52401	Deferred Compensation	10,825.00	0.00	0.00	0.00	10,825.00	100.00%
52902	Employee Assistance	720.00	0.00	0.00	0.00	720.00	100.00%
53000	Purchased Professional Services	75,000.00	3,235.00	58,766.10	10,222.28	6,011.62	8.01%
53705	Postage	0.00	0.00	1.95	0.00	(1.95)	(100.00)%
53706	Food	2,000.00	0.00	60.00	0.00	1,940.00	97.00%

City of East Providence, RI

Encumbrance Budget *

11000 - General Fund

From 8/1/2023 Through 8/31/2023

* This report may be affected by Account Level Security

Account Code	Account Title	FY 23 Budget	Current Period Actual	YTD Actual	YTD Enc	Remaining Balance	Percent Total Budget Remaining - Revised
54310	Repairs - Building	20,000.00	0.00	10,562.46	136.13	9,301.41	46.50%
54321	Maintenance - Signal System	15,000.00	0.00	8,841.26	5,048.09	1,110.65	7.40%
54402	Water	40,000.00	19,490.71	57,123.91	25,280.08	(42,403.99)	(106.00)%
54403	Telephone/Communications	2,500.00	0.00	5,873.95	18.16	(3,392.11)	(135.68)%
54600	Rentals	20,000.00	0.00	3,397.25	600.00	16,002.75	80.01%
55800	Training & Conferences	1,700.00	0.00	0.00	0.00	1,700.00	100.00%
56100	General Office Expense	2,500.00	0.00	805.86	0.00	1,694.14	67.76%
56102	Small Tools	15,000.00	1,002.72	12,384.63	1,184.04	1,431.33	9.54%
56112	Uniform/Apparel Supplies	4,000.00	0.00	531.94	12.40	3,455.66	86.39%
56200	Chemicals	30,000.00	39.98	14,771.05	4,161.76	11,067.19	36.89%
56209	Heating Gas/Oil	18,530.00	451.06	2,518.19	0.00	16,011.81	86.41%
56210	Signs	20,000.00	670.50	12,457.84	7,303.23	238.93	1.19%
56211	Gas, Oil & Lubricants	109,000.00	11,717.93	98,061.13	0.00	10,938.87	10.03%
56214	Paint	5,000.00	0.00	1,664.78	0.00	3,335.22	66.70%
56215	Electricity	32,700.00	3,767.02	95,537.35	0.00	(62,837.35)	(192.16)%
56217	Supplies - Nursery	25,000.00	0.00	20,653.03	212.00	4,134.97	16.53%
56219	Supplies - Cleaning	500.00	0.00	0.00	0.00	500.00	100.00%
56220	Snow Control	200,000.00	0.00	92,426.78	0.00	107,573.22	53.78%
57301	Repairs - Vehicles	170,000.00	14,564.10	178,761.05	0.00	(8,761.05)	(5.15)%
57305	Repair & Maintenance -Equipm...	20,000.00	0.00	23,430.72	945.68	(4,376.40)	(21.88)%
57403	Repairs - Road	150,000.00	11,772.78	124,195.92	3,222.24	22,581.84	15.05%
57404	Repairs - Storm Drains	10,000.00	0.00	5,886.46	3,417.30	696.24	6.96%
58102	Dues & Fees	3,500.00	0.00	2,307.25	0.00	1,192.75	34.07%
Total 630	Highway	5,515,057.99	459,816.30	3,710,918.35	61,763.39	1,742,376.25	31.59%
635	Streetlights						
54300	Repairs & Maintenance	0.00	5,850.10	53,161.32	12,375.30	(65,536.62)	(100.00)%
56215	Electricity	400,000.00	64,652.52	388,985.98	0.00	11,014.02	2.75%
Total 635	Streetlights	400,000.00	70,502.62	442,147.30	12,375.30	(54,522.60)	(13.63)%
650	Refuse Disposal						
53705	Postage	100.00	0.00	0.00	0.00	100.00	100.00%
54200	Rubbish Contract	1,634,712.00	0.00	1,259,176.43	438,282.00	(62,746.43)	(3.83)%
54202	Rubbish Disposal Costs	869,471.00	78,533.51	674,556.34	195,139.66	(225.00)	(0.02)%
54210	Recycling Contract	741,676.00	0.00	553,067.00	199,398.00	(10,789.00)	(1.45)%

City of East Providence, RI

Encumbrance Budget *

11000 - General Fund

From 8/1/2023 Through 8/31/2023

* This report may be affected by Account Level Security

Account Code	Account Title	FY 23 Budget	Current Period Actual	YTD Actual	YTD Enc	Remaining Balance	Percent Total Budget Remaining - Revised
54211	Hazardous Waste Disposal	6,500.00	390.00	5,026.52	0.00	1,473.48	22.66%
55002	Earth Day Program	750.00	0.00	1,237.04	253.92	(740.96)	(98.79)%
55400	Advertising, Printing	4,000.00	0.00	4,465.70	0.00	(465.70)	(11.64)%
56100	General Office Expense	150.00	0.00	115.66	0.95	33.39	22.26%
56211	Gas, Oil & Lubricants	10,000.00	895.65	11,386.54	0.00	(1,386.54)	(13.86)%
56212	Operational Supplies	3,000.00	0.00	23,469.00	(23,019.00)	2,550.00	85.00%
57305	Repair & Maintenance -Equipm...	15,000.00	371.41	16,884.13	0.00	(1,884.13)	(12.56)%
Total 650	Refuse Disposal	3,285,359.00	80,190.57	2,549,384.36	810,055.53	(74,080.89)	(2.25)%
660	Public Buildings						
51110	Regular Salaries	611,993.62	66,812.24	455,211.80	0.00	156,781.82	25.61%
51116	Part Time / Temporary Pay	62,400.00	7,601.25	60,761.25	0.00	1,638.75	2.62%
51133	Longevity	23,706.76	0.00	0.00	0.00	23,706.76	100.00%
51201	Overtime	30,000.00	2,450.96	10,682.95	0.00	19,317.05	64.39%
52101	Health Insurance	158,901.88	15,632.51	122,154.54	0.00	36,747.34	23.12%
52102	Life Insurance	4,546.80	303.12	2,559.68	0.00	1,987.12	43.70%
52103	Dental Insurance	6,707.44	578.90	5,155.48	0.00	1,551.96	23.13%
52110	Health Coshare	(31,066.20)	(2,932.87)	(17,627.89)	0.00	(13,438.31)	43.25%
52112	Clothing Allowance	4,000.00	0.00	4,365.00	0.00	(365.00)	(9.12)%
52208	Mers Pension	137,247.71	15,144.54	104,717.45	0.00	32,530.26	23.70%
52218	TIAA	0.00	768.47	5,409.76	0.00	(5,409.76)	(100.00)%
52301	FICA	39,929.88	4,493.43	32,912.91	0.00	7,016.97	17.57%
52302	Medicare	9,338.44	1,050.88	7,697.35	0.00	1,641.09	17.57%
52401	Deferred Compensation	4,330.00	0.00	0.00	0.00	4,330.00	100.00%
52902	Employee Assistance	165.00	0.00	0.00	0.00	165.00	100.00%
53000	Purchased Professional Services	1,000.00	0.00	0.00	0.00	1,000.00	100.00%
53705	Postage	0.00	0.00	0.60	0.00	(0.60)	(100.00)%
54300	Repairs & Maintenance	35,650.00	557.45	24,137.00	11,933.46	(420.46)	(1.17)%
54310	Repairs - Building	120,000.00	10,274.32	115,769.12	7,527.88	(3,297.00)	(2.74)%
54402	Water	14,450.00	593.16	4,337.79	828.55	9,283.66	64.24%
54403	Telephone/Communications	15,400.00	76.18	4,342.78	184.97	10,872.25	70.59%
55800	Training & Conferences	100.00	0.00	0.00	0.00	100.00	100.00%
56100	General Office Expense	700.00	147.65	1,022.79	0.00	(322.79)	(46.11)%
56102	Small Tools	4,000.00	260.60	4,076.17	217.99	(294.16)	(7.35)%
56112	Uniform/Apparel Supplies	1,750.00	0.00	453.50	210.00	1,086.50	62.08%
56209	Heating Gas/Oil	43,600.00	2,667.94	41,378.17	0.00	2,221.83	5.09%

City of East Providence, RI

Encumbrance Budget *
11000 - General Fund

From 8/1/2023 Through 8/31/2023

* This report may be affected by Account Level Security

Account Code	Account Title	FY 23 Budget	Current Period Actual	YTD Actual	YTD Enc	Remaining Balance	Percent Total Budget Remaining - Revised
56211	Gas, Oil & Lubricants	5,450.00	664.80	5,859.87	0.00	(409.87)	(7.52)%
56215	Electricity	119,900.00	7,595.72	75,775.52	0.00	44,124.48	36.80%
56218	Supplies - Electrical	2,500.00	96.10	565.30	0.00	1,934.70	77.38%
56219	Supplies - Cleaning	21,000.00	0.00	21,416.41	993.18	(1,409.59)	(6.71)%
57301	Repairs - Vehicles	5,000.00	232.68	5,887.71	0.00	(887.71)	(17.75)%
Total 660	Public Buildings	1,452,701.33	135,070.03	1,099,023.01	21,896.03	331,782.29	22.84%
670	Central Garage						
51110	Regular Salaries	527,657.65	53,775.90	403,768.56	0.00	123,889.09	23.47%
51116	Part Time / Temporary Pay	30,000.00	0.00	0.00	0.00	30,000.00	100.00%
51131	Acting Pay	0.00	147.28	2,672.40	0.00	(2,672.40)	(100.00)%
51133	Longevity	33,997.32	0.00	0.00	0.00	33,997.32	100.00%
51201	Overtime	7,000.00	0.00	1,769.64	0.00	5,230.36	74.71%
52101	Health Insurance	120,161.28	11,271.57	109,483.22	0.00	10,678.06	8.88%
52102	Life Insurance	3,334.32	239.97	1,067.33	0.00	2,266.99	67.98%
52103	Dental Insurance	4,798.16	552.96	4,104.18	0.00	693.98	14.46%
52110	Health Coshare	(22,965.29)	(2,824.20)	(16,329.00)	0.00	(6,636.29)	28.89%
52112	Clothing Allowance	800.00	0.00	3,130.00	0.00	(2,330.00)	(291.25)%
52208	Mers Pension	121,261.31	13,567.20	93,477.87	0.00	27,783.44	22.91%
52218	TIAA	0.00	689.91	4,836.50	0.00	(4,836.50)	(100.00)%
52301	FICA	35,140.67	3,106.69	25,430.08	0.00	9,710.59	27.63%
52302	Medicare	8,218.38	726.57	5,947.38	0.00	2,271.00	27.63%
52401	Deferred Compensation	4,330.00	0.00	0.00	0.00	4,330.00	100.00%
52902	Employee Assistance	120.00	0.00	0.00	0.00	120.00	100.00%
53000	Purchased Professional Services	3,500.00	0.00	419.80	208.80	2,871.40	82.04%
53705	Postage	0.00	0.00	0.60	0.00	(0.60)	(100.00)%
54310	Repairs - Building	3,000.00	0.00	1,005.00	0.00	1,995.00	66.50%
54402	Water	1,500.00	113.75	542.83	192.83	764.34	50.95%
54403	Telephone/Communications	600.00	0.00	1,140.71	0.00	(540.71)	(90.11)%
55800	Training & Conferences	500.00	0.00	0.00	0.00	500.00	100.00%
56100	General Office Expense	500.00	0.00	249.38	0.00	250.62	50.12%
56102	Small Tools	10,000.00	0.00	12,732.88	295.31	(3,028.19)	(30.28)%
56112	Uniform/Apparel Supplies	8,000.00	371.90	7,111.65	599.90	288.45	3.60%
56115	Medical Supplies	150.00	0.00	0.00	0.00	150.00	100.00%
56209	Heating Gas/Oil	10,900.00	225.53	1,180.11	0.00	9,719.89	89.17%
56211	Gas, Oil & Lubricants	2,725.00	476.52	4,060.10	0.00	(1,335.10)	(48.99)%

City of East Providence, RI

Encumbrance Budget *

11000 - General Fund

From 8/1/2023 Through 8/31/2023

* This report may be affected by Account Level Security

Account Code	Account Title	FY 23 Budget	Current Period Actual	YTD Actual	YTD Enc	Remaining Balance	Percent Total Budget Remaining - Revised
56215	Electricity	10,900.00	0.00	5,167.51	0.00	5,732.49	52.59%
56219	Supplies - Cleaning	200.00	0.00	0.00	0.00	200.00	100.00%
57301	Repairs - Vehicles	3,000.00	794.90	5,982.79	0.00	(2,982.79)	(99.42)%
57305	Repair & Maintenance -Equipm...	5,500.00	0.00	1,530.71	0.00	3,969.29	72.16%
57311	Technology Software	29,500.00	0.00	11,687.46	12,014.00	5,798.54	19.65%
58102	Dues & Fees	500.00	50.00	127.50	0.00	372.50	74.50%
Total 670	Central Garage	964,828.80	83,286.45	692,297.19	13,310.84	259,220.77	26.87%
700	Police						
51110	Regular Salaries	7,281,282.10	843,664.77	5,668,840.50	0.00	1,612,441.60	22.14%
51114	Holiday Pay	490,857.98	622.32	394,796.80	0.00	96,061.18	19.57%
51116	Part Time / Temporary Pay	0.00	2,193.50	7,776.25	0.00	(7,776.25)	(100.00)%
51117	Court Pay	40,000.00	1,505.25	16,319.24	0.00	23,680.76	59.20%
51118	School Crossing Guards	175,500.00	0.00	134,650.00	0.00	40,850.00	23.27%
51119	Detail Pay	1,200,000.00	123,901.65	702,212.29	0.00	497,787.71	41.48%
51121	Vin Checks	50,000.00	4,756.45	31,042.40	0.00	18,957.60	37.91%
51131	Acting Pay	3,500.00	834.42	4,256.55	0.00	(756.55)	(21.61)%
51133	Longevity	402,234.66	0.00	16,921.57	0.00	385,313.09	95.79%
51141	Stipends	22,500.00	120.00	21,856.00	0.00	644.00	2.86%
51201	Overtime	1,425,000.00	234,057.68	1,799,026.99	0.00	(374,026.99)	(26.24)%
51322	Severance Pay	150,000.00	5,649.56	88,251.78	0.00	61,748.22	41.16%
52101	Health Insurance	1,698,148.64	134,578.93	1,258,930.77	0.00	439,217.87	25.86%
52102	Life Insurance	45,670.08	4,593.97	29,140.38	0.00	16,529.70	36.19%
52103	Dental Insurance	70,113.04	5,398.53	51,190.45	0.00	18,922.59	26.98%
52110	Health Coshare	(344,621.96)	(34,371.49)	(230,076.51)	0.00	(114,545.45)	33.23%
52112	Clothing Allowance	80,720.00	0.00	144,000.00	0.00	(63,280.00)	(78.39)%
52208	Mers Pension	73,020.84	6,600.84	44,289.02	0.00	28,731.82	39.34%
52209	Local Pension	3,119,735.00	239,979.62	2,519,786.01	0.00	599,948.99	19.23%
52218	TIAA	0.00	252.96	1,719.24	0.00	(1,719.24)	(100.00)%
52301	FICA	21,103.62	5,886.11	48,759.50	0.00	(27,655.88)	(131.04)%
52302	Medicare	120,230.52	16,969.43	125,450.64	0.00	(5,220.12)	(4.34)%
52401	Deferred Compensation	2,165.00	0.00	0.00	0.00	2,165.00	100.00%
52902	Employee Assistance	1,515.00	0.00	0.00	0.00	1,515.00	100.00%
53000	Purchased Professional Services	35,000.00	65.00	39,233.37	1,742.40	(5,975.77)	(17.07)%
53300	Professional Development	10,000.00	6,700.00	17,402.00	450.00	(7,852.00)	(78.52)%
53705	Postage	1,000.00	131.32	882.14	0.00	117.86	11.78%

City of East Providence, RI
 Encumbrance Budget *
 11000 - General Fund

From 8/1/2023 Through 8/31/2023

* This report may be affected by Account Level Security

Account Code	Account Title	FY 23 Budget	Current Period Actual	YTD Actual	YTD Enc	Remaining Balance	Percent Total Budget Remaining - Revised
53706	Food	1,000.00	0.00	466.22	0.00	533.78	53.37%
54310	Repairs - Building	20,000.00	4,830.41	18,122.04	1,168.02	709.94	3.54%
54402	Water	7,100.00	1,595.30	5,917.16	272.09	910.75	12.82%
54403	Telephone/Communications	60,000.00	529.52	55,004.42	5,100.10	(104.52)	(0.17)%
54602	Lease Equipment	9,192.00	220.00	5,214.70	1,047.60	2,929.70	31.87%
55600	Tuition Reimbursement	60,000.00	1,004.49	34,238.74	0.00	25,761.26	42.93%
55800	Training & Conferences	15,000.00	50.00	22,402.52	2,006.27	(9,408.79)	(62.72)%
56100	General Office Expense	14,500.00	87.24	14,811.41	689.02	(1,000.43)	(6.89)%
56101	Office Equipment	5,000.00	149.99	3,019.69	(150.98)	2,131.29	42.62%
56112	Uniform/Apparel Supplies	125,000.00	2,101.51	118,829.93	2,194.84	3,975.23	3.18%
56209	Heating Gas/Oil	21,800.00	1,185.47	21,975.34	0.00	(175.34)	(0.80)%
56211	Gas, Oil & Lubricants	190,750.00	20,897.87	159,354.37	10.21	31,385.42	16.45%
56215	Electricity	92,650.00	1,022.78	58,443.51	0.00	34,206.49	36.92%
56216	Supplies - Police	6,500.00	875.04	17,219.45	(1,969.13)	(8,750.32)	(134.62)%
56219	Supplies - Cleaning	10,000.00	0.00	4,727.76	0.00	5,272.24	52.72%
57301	Repairs - Vehicles	125,000.00	12,310.58	181,050.55	1,875.23	(57,925.78)	(46.34)%
57304	Equipment	20,000.00	3,471.00	25,579.82	3,429.83	(9,009.65)	(45.04)%
57305	Repair & Maintenance -Equipm...	5,000.00	0.00	15,291.45	(5,521.06)	(4,770.39)	(95.40)%
57311	Technology Software	96,350.00	6,722.25	98,549.96	(4,029.82)	1,829.86	1.89%
58102	Dues & Fees	6,265.00	0.00	5,526.53	190.00	548.47	8.75%
Total 700	Police	17,065,781.52	1,661,144.27	13,802,402.95	8,504.62	3,254,873.95	19.07%
720	Animal Shelter						
51110	Regular Salaries	168,357.35	11,809.65	74,437.32	0.00	93,920.03	55.78%
51114	Holiday Pay	0.00	0.00	1,208.34	0.00	(1,208.34)	(100.00)%
51116	Part Time / Temporary Pay	55,770.00	0.00	36,011.23	0.00	19,758.77	35.42%
51131	Acting Pay	0.00	0.00	6,809.52	0.00	(6,809.52)	(100.00)%
51133	Longevity	12,516.04	0.00	931.31	0.00	11,584.73	92.55%
51201	Overtime	10,000.00	7,201.38	28,336.56	0.00	(18,336.56)	(183.36)%
51322	Severance Pay	0.00	0.00	11,743.62	0.00	(11,743.62)	(100.00)%
52101	Health Insurance	26,100.84	1,476.88	16,481.19	0.00	9,619.65	36.85%
52102	Life Insurance	1,263.00	67.36	538.88	0.00	724.12	57.33%
52103	Dental Insurance	1,593.84	51.88	466.92	0.00	1,126.92	70.70%
52110	Health Coshare	(4,785.19)	(255.60)	(1,642.06)	0.00	(3,143.13)	65.68%
52112	Clothing Allowance	0.00	0.00	665.00	0.00	(665.00)	(100.00)%
52208	Mers Pension	39,050.56	2,524.59	16,180.63	0.00	22,869.93	58.56%

City of East Providence, RI
 Encumbrance Budget *
 11000 - General Fund

From 8/1/2023 Through 8/31/2023

* This report may be affected by Account Level Security

Account Code	Account Title	FY 23 Budget	Current Period Actual	YTD Actual	YTD Enc	Remaining Balance	Percent Total Budget Remaining - Revised
52218	TIAA	0.00	114.27	765.97	0.00	(765.97)	(100.00)%
52301	FICA	11,348.38	1,162.83	9,827.07	0.00	1,521.31	13.40%
52302	Medicare	2,654.06	271.95	2,298.24	0.00	355.82	13.40%
52401	Deferred Compensation	2,165.00	0.00	0.00	0.00	2,165.00	100.00%
52902	Employee Assistance	45.00	0.00	0.00	0.00	45.00	100.00%
53000	Purchased Professional Services	15,000.00	0.00	10,139.23	218.10	4,642.67	30.95%
53705	Postage	50.00	0.00	13.26	0.00	36.74	73.48%
53706	Food	1,500.00	0.00	637.81	248.12	614.07	40.93%
54310	Repairs - Building	5,000.00	0.00	0.00	0.00	5,000.00	100.00%
54402	Water	1,500.00	0.00	478.96	65.11	955.93	63.72%
54403	Telephone/Communications	1,200.00	74.85	299.40	0.00	900.60	75.05%
55501	Printing - Forms	500.00	0.00	527.00	170.00	(197.00)	(39.40)%
55800	Training & Conferences	2,000.00	0.00	0.00	0.00	2,000.00	100.00%
56100	General Office Expense	800.00	0.00	251.99	0.00	548.01	68.50%
56112	Uniform/Apparel Supplies	1,500.00	0.00	950.70	0.00	549.30	36.62%
56209	Heating Gas/Oil	8,000.00	240.16	3,570.88	0.00	4,429.12	55.36%
56211	Gas, Oil & Lubricants	0.00	0.00	1,043.88	52.00	(1,095.88)	(100.00)%
56215	Electricity	11,000.00	787.84	11,317.20	0.00	(317.20)	(2.88)%
56219	Supplies - Cleaning	3,000.00	0.00	1,017.18	73.64	1,909.18	63.63%
57301	Repairs - Vehicles	500.00	0.00	0.00	0.00	500.00	100.00%
57305	Repair & Maintenance -Equipm...	2,000.00	0.00	893.37	2,028.63	(922.00)	(46.10)%
57311	Technology Software	400.00	0.00	357.00	0.00	43.00	10.75%
Total 720	Animal Shelter	380,028.88	25,528.04	236,557.60	2,855.60	140,615.68	37.00%
730	Harbormaster						
51116	Part Time / Temporary Pay	28,500.00	2,307.69	16,461.52	0.00	12,038.48	42.24%
52301	FICA	2,180.00	143.07	1,020.57	0.00	1,159.43	53.18%
52302	Medicare	0.00	33.45	238.61	0.00	(238.61)	(100.00)%
53705	Postage	200.00	0.00	112.26	0.00	87.74	43.87%
54300	Repairs & Maintenance	10,000.00	0.00	0.00	0.00	10,000.00	100.00%
54403	Telephone/Communications	800.00	0.00	0.00	0.00	800.00	100.00%
56100	General Office Expense	300.00	0.00	0.00	0.00	300.00	100.00%
56211	Gas, Oil & Lubricants	2,500.00	0.00	0.00	0.00	2,500.00	100.00%
58104	Docking Fees	7,750.00	0.00	13,356.00	0.00	(5,606.00)	(72.33)%
Total 730	Harbormaster	52,230.00	2,484.21	31,188.96	0.00	21,041.04	40.29%

City of East Providence, RI

Encumbrance Budget *

11000 - General Fund

From 8/1/2023 Through 8/31/2023

* This report may be affected by Account Level Security

Account Code	Account Title	FY 23 Budget	Current Period Actual	YTD Actual	YTD Enc	Remaining Balance	Percent Total Budget Remaining - Revised
750	Fire						
51110	Regular Salaries	9,066,652.44	994,063.28	7,120,871.58	0.00	1,945,780.86	21.46%
51114	Holiday Pay	663,720.96	47,052.00	525,495.65	0.00	138,225.31	20.82%
51116	Part Time / Temporary Pay	68,854.00	3,347.80	24,809.21	0.00	44,044.79	63.96%
51119	Detail Pay	40,000.00	2,975.54	14,743.96	0.00	25,256.04	63.14%
51131	Acting Pay	297,380.00	23,411.59	249,139.65	0.00	48,240.35	16.22%
51133	Longevity	503,908.91	0.00	0.00	0.00	503,908.91	100.00%
51141	Stipends	160,250.00	692.31	78,583.48	0.00	81,666.52	50.96%
51201	Overtime	2,729,617.00	445,780.16	2,535,593.33	0.00	194,023.67	7.10%
51322	Severance Pay	289,407.00	65,694.66	172,631.68	0.00	116,775.32	40.34%
52101	Health Insurance	1,768,905.76	151,696.60	1,464,888.91	0.00	304,016.85	17.18%
52102	Life Insurance	22,680.00	3,018.57	40,446.06	0.00	(17,766.06)	(78.33)%
52103	Dental Insurance	69,072.32	7,159.80	70,479.75	0.00	(1,407.43)	(2.03)%
52110	Health Coshare	(10,670.00)	(1,994.27)	(14,349.20)	0.00	3,679.20	(34.48)%
52112	Clothing Allowance	231,800.00	54,250.00	221,162.50	0.00	10,637.50	4.58%
52208	Mers Pension	36,526.81	5,027.29	32,530.47	0.00	3,996.34	10.94%
52209	Local Pension	7,201,391.00	553,953.16	5,816,508.18	0.00	1,384,882.82	19.23%
52218	TIAA	0.00	247.87	1,646.22	0.00	(1,646.22)	(100.00)%
52301	FICA	10,678.50	1,700.41	10,932.27	0.00	(253.77)	(2.37)%
52302	Medicare	152,543.01	22,360.43	150,967.59	0.00	1,575.42	1.03%
52902	Employee Assistance	1,890.00	0.00	0.00	0.00	1,890.00	100.00%
53000	Purchased Professional Services	264,500.00	14,539.19	162,413.28	2,850.00	99,236.72	37.51%
53705	Postage	1,700.00	23.75	742.87	0.00	957.13	56.30%
54310	Repairs - Building	50,000.00	5,705.62	77,912.37	8,018.89	(35,931.26)	(71.86)%
54321	Maintenance - Signal System	1,000.00	0.00	0.00	0.00	1,000.00	100.00%
54402	Water	23,600.00	1,729.98	15,918.25	982.50	6,699.25	28.38%
54403	Telephone/Communications	72,480.00	67.20	38,843.06	3,330.47	30,306.47	41.81%
54600	Rentals	11,125.00	0.00	6,528.00	0.00	4,597.00	41.32%
55400	Advertising, Printing	2,500.00	0.00	794.48	0.00	1,705.52	68.22%
55600	Tuition Reimbursement	30,000.00	0.00	1,746.81	0.00	28,253.19	94.17%
55800	Training & Conferences	20,000.00	0.00	20,004.38	(6,500.00)	6,495.62	32.47%
55811	Unreimbursed Medical	103,500.00	0.00	3,885.00	23,895.00	75,720.00	73.15%
56100	General Office Expense	6,000.00	132.13	3,977.33	46.80	1,975.87	32.93%
56101	Office Equipment	0.00	526.97	2,040.68	0.00	(2,040.68)	(100.00)%
56103	Fire Prevention	6,500.00	1,458.00	3,924.00	0.00	2,576.00	39.63%
56104	Fire Supplies	16,500.00	2,234.14	4,675.85	3,514.69	8,309.46	50.36%
56105	Firefighter Equipment	113,350.00	8,030.66	102,566.11	(6,508.76)	17,292.65	15.25%

City of East Providence, RI
 Encumbrance Budget *
 11000 - General Fund

From 8/1/2023 Through 8/31/2023

* This report may be affected by Account Level Security

Account Code	Account Title	FY 23 Budget	Current Period Actual	YTD Actual	YTD Enc	Remaining Balance	Percent Total Budget Remaining - Revised
56112	Uniform/Apparel Supplies	84,052.00	0.00	28,553.16	39,280.00	16,218.84	19.29%
56115	Medical Supplies	155,000.00	90.15	89,917.60	4,930.66	60,151.74	38.80%
56209	Heating Gas/Oil	70,000.00	1,950.39	65,223.49	0.00	4,776.51	6.82%
56211	Gas, Oil & Lubricants	150,000.00	12,224.21	124,233.35	0.00	25,766.65	17.17%
56215	Electricity	115,000.00	2,475.83	60,508.08	0.00	54,491.92	47.38%
56218	Supplies - Electrical	1,700.00	66.72	661.82	0.00	1,038.18	61.06%
56219	Supplies - Cleaning	20,000.00	1,052.14	12,454.12	2,121.90	5,423.98	27.11%
56400	Books	6,000.00	1,070.85	2,951.45	912.41	2,136.14	35.60%
57301	Repairs - Vehicles	190,500.00	15,229.64	256,494.39	(75,423.77)	9,429.38	4.94%
57305	Repair & Maintenance -Equipm...	51,600.00	0.00	44,657.18	4,864.95	2,077.87	4.02%
57311	Technology Software	82,148.00	0.00	27,013.37	32,204.57	22,930.06	27.91%
58102	Dues & Fees	4,500.00	230.00	3,635.28	0.00	864.72	19.21%
Total 750	Fire	24,957,862.71	2,449,274.77	19,679,357.05	38,520.31	5,239,985.35	21.00%
760	Public Safety Communications						
51110	Regular Salaries	599,158.60	66,346.45	487,851.65	0.00	111,306.95	18.57%
51116	Part Time / Temporary Pay	0.00	864.00	27,129.60	0.00	(27,129.60)	(100.00)%
51131	Acting Pay	0.00	309.66	2,674.41	0.00	(2,674.41)	(100.00)%
51133	Longevity	23,705.92	0.00	0.00	0.00	23,705.92	100.00%
51201	Overtime	205,000.00	22,628.38	148,581.27	0.00	56,418.73	27.52%
51322	Severance Pay	0.00	1,118.19	2,307.69	0.00	(2,307.69)	(100.00)%
52101	Health Insurance	172,314.37	11,271.57	98,293.33	0.00	74,021.04	42.95%
52102	Life Insurance	4,344.87	336.80	2,963.84	0.00	1,381.03	31.78%
52103	Dental Insurance	9,308.93	552.96	5,581.48	0.00	3,727.45	40.04%
52110	Health Coshare	(26,599.85)	(2,340.93)	(14,390.69)	0.00	(12,209.16)	45.89%
52112	Clothing Allowance	2,400.00	0.00	3,300.00	0.00	(900.00)	(37.50)%
52208	Mers Pension	134,476.45	14,006.17	98,812.82	0.00	35,663.63	26.52%
52218	TIAA	0.00	683.82	4,904.48	0.00	(4,904.48)	(100.00)%
52301	FICA	38,855.93	5,479.42	40,363.58	0.00	(1,507.65)	(3.88)%
52302	Medicare	9,087.27	1,281.47	9,482.61	0.00	(395.34)	(4.35)%
52401	Deferred Compensation	1,444.06	0.00	0.00	0.00	1,444.06	100.00%
52902	Employee Assistance	160.01	0.00	0.00	0.00	160.01	100.00%
54403	Telephone/Communications	8,000.00	805.00	6,680.06	805.00	514.94	6.43%
56100	General Office Expense	1,000.00	358.66	1,142.00	0.00	(142.00)	(14.20)%
56101	Office Equipment	2,500.00	0.00	191.98	0.00	2,308.02	92.32%
57309	Computer Hardware / Electrical	0.00	0.00	1,969.26	0.00	(1,969.26)	(100.00)%

City of East Providence, RI
 Encumbrance Budget *
 11000 - General Fund

From 8/1/2023 Through 8/31/2023

* This report may be affected by Account Level Security

Account Code	Account Title	FY 23 Budget	Current Period Actual	YTD Actual	YTD Enc	Remaining Balance	Percent Total Budget Remaining - Revised
57311	Technology Software	9,800.00	0.00	13,036.84	67,931.14	(71,167.98)	(726.20)%
Total 760	Public Safety Communications	1,194,956.56	123,701.62	940,876.21	68,736.14	185,344.21	15.51%
800	Recreation						
51110	Regular Salaries	141,536.27	16,758.78	116,632.34	0.00	24,903.93	17.59%
51116	Part Time / Temporary Pay	244,952.00	61,818.50	214,890.20	0.00	30,061.80	12.27%
51133	Longevity	11,601.87	0.00	0.00	0.00	11,601.87	100.00%
51201	Overtime	0.00	247.14	392.06	0.00	(392.06)	(100.00)%
51322	Severance Pay	0.00	0.00	5,747.28	0.00	(5,747.28)	(100.00)%
52101	Health Insurance	53,350.10	3,622.50	44,629.69	0.00	8,720.41	16.34%
52102	Life Insurance	1,111.44	75.78	749.38	0.00	362.06	32.57%
52103	Dental Insurance	2,407.40	158.38	1,742.18	0.00	665.22	27.63%
52110	Health Coshare	(10,136.50)	(1,253.91)	(7,215.67)	0.00	(2,920.83)	28.81%
52208	Mers Pension	33,062.52	3,702.00	25,279.20	0.00	7,783.32	23.54%
52218	TIAA	0.00	104.67	760.83	0.00	(760.83)	(100.00)%
52301	FICA	9,628.79	4,766.10	20,179.35	0.00	(10,550.56)	(109.57)%
52302	Medicare	2,251.90	1,114.66	4,719.40	0.00	(2,467.50)	(109.57)%
52401	Deferred Compensation	2,165.00	0.00	0.00	0.00	2,165.00	100.00%
52902	Employee Assistance	37.50	0.00	0.00	0.00	37.50	100.00%
53000	Purchased Professional Services	7,500.00	860.00	18,311.80	50.00	(10,861.80)	(144.82)%
53300	Professional Development	300.00	0.00	0.00	0.00	300.00	100.00%
53705	Postage	1,200.00	20.64	402.64	0.00	797.36	66.44%
53706	Food	1,500.00	0.00	30,731.66	95.82	(29,327.48)	(1,955.16)%
54402	Water	1,500.00	149.97	1,389.12	114.29	(3.41)	(0.22)%
54403	Telephone/Communications	1,500.00	0.00	1,237.59	0.00	262.41	17.49%
54600	Rentals	4,400.00	2,033.93	10,730.15	750.00	(7,080.15)	(160.91)%
55400	Advertising, Printing	1,500.00	0.00	1,875.25	0.00	(375.25)	(25.01)%
56100	General Office Expense	1,800.00	0.00	858.72	0.00	941.28	52.29%
56209	Heating Gas/Oil	8,175.00	299.00	8,306.73	0.00	(131.73)	(1.61)%
56211	Gas, Oil & Lubricants	7,200.00	290.88	4,781.67	0.00	2,418.33	33.58%
56215	Electricity	6,540.00	512.72	6,166.52	0.00	373.48	5.71%
56219	Supplies - Cleaning	2,200.00	0.00	0.00	0.00	2,200.00	100.00%
56221	Supplies - Recreation	5,000.00	148.59	3,443.13	419.56	1,137.31	22.74%
57001	Fireworks	15,000.00	0.00	23,870.00	(16,000.00)	7,130.00	47.53%
57004	Winterfest	6,100.00	0.00	7,455.89	2,245.12	(3,601.01)	(59.03)%
57301	Repairs - Vehicles	5,500.00	465.00	3,746.33	0.00	1,753.67	31.88%

City of East Providence, RI
 Encumbrance Budget *
 11000 - General Fund

From 8/1/2023 Through 8/31/2023

* This report may be affected by Account Level Security

Account Code	Account Title	FY 23 Budget	Current Period Actual	YTD Actual	YTD Enc	Remaining Balance	Percent Total Budget Remaining - Revised
57305	Repair & Maintenance -Equipm...	1,100.00	0.00	1,034.57	0.00	65.43	5.94%
57311	Technology Software	4,700.00	0.00	4,700.00	0.00	0.00	0.00%
58102	Dues & Fees	500.00	0.00	163.00	252.20	84.80	16.96%
Total 800	Recreation	575,183.29	95,895.33	557,711.01	(12,073.01)	29,545.29	5.14%
801	Pierce Stadium						
53000	Purchased Professional Services	9,000.00	0.00	7,668.97	0.00	1,331.03	14.78%
54310	Repairs - Building	20,000.00	0.00	5,836.72	25.00	14,138.28	70.69%
54311	Repairs - Equipment	5,500.00	0.00	1,810.40	1,616.57	2,073.03	37.69%
54312	Repairs - Field	25,000.00	890.20	25,470.29	1,272.09	(1,742.38)	(6.96)%
54402	Water	0.00	0.00	12,981.86	0.00	(12,981.86)	(100.00)%
54403	Telephone/Communications	0.00	0.00	870.25	0.00	(870.25)	(100.00)%
56211	Gas, Oil & Lubricants	545.00	0.00	44.48	0.00	500.52	91.83%
56215	Electricity	76,300.00	373.82	32,852.05	0.00	43,447.95	56.94%
Total 801	Pierce Stadium	136,345.00	1,264.02	87,535.02	2,913.66	45,896.32	33.66%
850	Carousel						
51110	Regular Salaries	44,834.74	5,198.70	37,348.41	0.00	7,486.33	16.69%
51116	Part Time / Temporary Pay	78,080.00	10,397.25	40,877.10	0.00	37,202.90	47.64%
51133	Longevity	2,690.08	0.00	0.00	0.00	2,690.08	100.00%
51201	Overtime	0.00	0.00	54.61	0.00	(54.61)	(100.00)%
52101	Health Insurance	21,340.04	738.44	12,411.60	0.00	8,928.44	41.83%
52102	Life Insurance	454.68	37.89	341.01	0.00	113.67	25.00%
52103	Dental Insurance	962.96	25.94	259.40	0.00	703.56	73.06%
52110	Health Coshare	(3,201.02)	(376.17)	(2,605.22)	0.00	(595.80)	18.61%
52208	Mers Pension	10,260.61	1,148.40	7,999.62	0.00	2,260.99	22.03%
52218	TIAA	0.00	51.99	368.54	0.00	(368.54)	(100.00)%
52301	FICA	3,080.77	929.32	4,585.72	0.00	(1,504.95)	(48.84)%
52302	Medicare	720.50	217.35	1,072.48	0.00	(351.98)	(48.85)%
52401	Deferred Compensation	2,165.00	0.00	0.00	0.00	2,165.00	100.00%
52902	Employee Assistance	15.00	0.00	0.00	0.00	15.00	100.00%
53705	Postage	0.00	0.00	1.68	0.00	(1.68)	(100.00)%
54402	Water	1,000.00	58.16	121.96	36.38	841.66	84.16%
54403	Telephone/Communications	2,309.88	0.00	1,153.79	0.00	1,156.09	50.04%
55400	Advertising, Printing	0.00	0.00	345.46	19.98	(365.44)	(100.00)%

City of East Providence, RI

Encumbrance Budget *

11000 - General Fund

From 8/1/2023 Through 8/31/2023

* This report may be affected by Account Level Security

Account Code	Account Title	FY 23 Budget	Current Period Actual	YTD Actual	YTD Enc	Remaining Balance	Percent Total Budget Remaining - Revised
55401	Advertising - Subdivision	1,000.00	0.00	0.00	0.00	1,000.00	100.00%
55800	Training & Conferences	2,000.00	0.00	0.00	0.00	2,000.00	100.00%
56215	Electricity	2,616.00	54.47	721.67	0.00	1,894.33	72.41%
58000	Fees And Maintenance	7,003.00	634.30	6,099.60	483.43	419.97	5.99%
Total 850	Carousel	177,332.24	19,116.04	111,157.43	539.79	65,635.02	37.01%
900	Miscellaneous						
52108	East Bay Community Action Pro...	20,000.00	0.00	20,000.00	0.00	0.00	0.00%
52122	Health Benefits - Retirees	3,175,000.00	273,288.71	2,710,361.76	0.00	464,638.24	14.63%
52125	Dental Insurance Retirees	1,000.00	25.94	259.40	0.00	740.60	74.06%
52126	Life Insurance Retirees	36,000.00	2,957.54	24,641.84	0.00	11,358.16	31.55%
53104	Workers Compensation	400,000.00	0.00	434,138.84	0.00	(34,138.84)	(8.53)%
53402	Legal Services	125,000.00	19,083.36	240,591.18	267.32	(115,858.50)	(92.68)%
53403	Other Professional Services	408,612.00	0.00	90,522.15	0.00	318,089.85	77.84%
53411	Grant Matching Funds	40,000.00	0.00	0.00	0.00	40,000.00	100.00%
54910	Rent	3,000.00	250.00	2,500.00	0.00	500.00	16.66%
55201	Liability Insurance	990,000.00	0.00	1,058,578.39	0.00	(68,578.39)	(6.92)%
58103	Ri League Of Cities & Towns	23,067.00	0.00	22,810.00	0.00	257.00	1.11%
58206	Claims & Settlements	150,000.00	1,045.00	57,172.35	0.00	92,827.65	61.88%
58902	Bank Charges	5,000.00	0.00	2,109.34	0.00	2,890.66	57.81%
59998	Transfer 1% Capital Reserve Out	1,476,388.00	0.00	0.00	0.00	1,476,388.00	100.00%
Total 900	Miscellaneous	6,853,067.00	296,650.55	4,663,685.25	267.32	2,189,114.43	31.94%
905	Debt						
58508	2010 7.777 Rihebc Bond	802,225.40	0.00	888,465.43	0.00	(86,240.03)	(10.75)%
58509	2010 3.955 Rihebc Bond	385,240.50	0.00	465,048.91	0.00	(79,808.41)	(20.71)%
58510	2012 15M Rihebc Bond	1,086,675.00	0.00	927,802.98	0.00	158,872.02	14.62%
58511	2010 5M Go Bond	297,900.00	0.00	0.00	0.00	297,900.00	100.00%
58514	Library Share Of Bonds	(82,500.00)	0.00	0.00	0.00	(82,500.00)	100.00%
58515	State Road Birdge Revolving Fu...	140,331.30	0.00	4,165.65	0.00	136,165.65	97.03%
58516	2014 Refunding Bond 99-04	962,488.48	0.00	962,488.48	0.00	0.00	0.00%
58517	2017 Efficient Bldg Bond	196,836.64	0.00	24,418.32	0.00	172,418.32	87.59%
58518	2017 Tif Bond	920,750.00	0.00	0.00	0.00	920,750.00	100.00%
58519	Rihebc High School Bond	9,255,850.00	0.00	6,871,324.34	0.00	2,384,525.66	25.76%
58520	2020 Redunding Bond For 201...	0.00	0.00	297,900.00	0.00	(297,900.00)	(100.00)%

City of East Providence, RI
 Encumbrance Budget *
 11000 - General Fund

From 8/1/2023 Through 8/31/2023

* This report may be affected by Account Level Security

Account Code	Account Title	FY 23 Budget	Current Period Actual	YTD Actual	YTD Enc	Remaining Balance	Percent Total Budget Remaining - Revised
58521	Fy 21 Riib \$24M High School	1,408,859.60	0.00	149,929.80	0.00	1,258,929.80	89.35%
58599	Bond/Ran/Tan/Riib Fees	50,000.00	8,400.00	80,796.40	0.00	(30,796.40)	(61.59)%
58601	Tan Interest	200,000.00	0.00	371,402.78	0.00	(171,402.78)	(85.70)%
Total 905	Debt	15,624,656.92	8,400.00	11,043,743.09	0.00	4,580,913.83	29.32%
910	Capital						
59155	Capital - Senior Center	187,970.00	0.00	0.00	0.00	187,970.00	100.00%
59270	Capital - Treasury	10,000.00	0.00	0.00	0.00	10,000.00	100.00%
59300	Capital - Planning	100,000.00	0.00	0.00	0.00	100,000.00	100.00%
59550	Capital - Public Library	50,000.00	0.00	0.00	0.00	50,000.00	100.00%
59610	Capital - Engineering	1,000,000.00	0.00	0.00	0.00	1,000,000.00	100.00%
59630	Capital - Highway	260,000.00	0.00	0.00	0.00	260,000.00	100.00%
59650	Capital - Recycling	30,000.00	0.00	0.00	0.00	30,000.00	100.00%
59660	Capital - Public Buildings	320,000.00	0.00	0.00	0.00	320,000.00	100.00%
59670	Capital - Central Garage	26,000.00	0.00	0.00	0.00	26,000.00	100.00%
59700	Capital - Police	225,000.00	0.00	3,300.00	0.00	221,700.00	98.53%
59750	Capital - Fire	609,755.00	0.00	0.00	0.00	609,755.00	100.00%
59840	Capital - Parks	563,000.00	0.00	0.00	0.00	563,000.00	100.00%
59850	Capital - Carousel	150,000.00	0.00	0.00	0.00	150,000.00	100.00%
59999	Transfer Out	0.00	294,310.42	2,943,104.20	0.00	(2,943,104.20)	(100.00)%
Total 910	Capital	3,531,725.00	294,310.42	2,946,404.20	0.00	585,320.80	16.57%
950	School Dept						
55000	Program Costs	93,870,446.00	7,600,000.00	76,000,000.00	0.00	17,870,446.00	19.03%
Total 950	School Dept	93,870,446.00	7,600,000.00	76,000,000.00	0.00	17,870,446.00	19.04%
	Total 11000 - General Fund	187,813,987.25	14,491,636.17	147,202,205.11	1,309,431.36	39,302,350.78	20.93%
Report Total		187,813,987.25	14,491,636.17	147,202,205.11	1,309,431.36	39,302,350.78	20.93%

City of East Providence, RI
 Encumbrance Budget *
 31100 - Capital Fund

From 11/1/2020 Through 8/31/2023

* This report may be affected by Account Level Security

Account Code	Account Title	YTD Budget - Original	YTD Budget - Revised	Current Period Actual	YTD Actual	YTD Enc	Budget Remaining	Percent Total Budget Remaining
000	General							
59999	Transfer Out	0.00	0.00	5,740,009.20	5,740,009.20	0.00	(5,740,009.20)	0.00%
Total 000	General	0.00	0.00	5,740,009.20	5,740,009.20	0.00	(5,740,009.20)	0.00%
100	City Council							
62101	Tree Planting Bullocks Point	25,000.00	25,000.00	9,419.00	9,419.00	7,160.00	8,421.00	33.68%
62118	Willett Pond Improvements	125,000.00	125,000.00	43,720.57	43,720.57	10,656.09	70,623.34	56.50%
62123	Hunts Mills Dog Park	5,000.00	5,000.00	3,894.38	3,894.38	1,400.00	(294.38)	(5.89)%
Total 100	City Council	155,000.00	155,000.00	57,033.95	57,033.95	19,216.09	78,749.96	50.81%
155	Senior Services							
62301	Window Replacement	187,970.00	187,970.00	0.00	0.00	187,970.00	0.00	0.00%
Total 155	Senior Services	187,970.00	187,970.00	0.00	0.00	187,970.00	0.00	0.00%
170	Information Technology							
62202	Computers for Water	12,000.00	12,000.00	4,040.28	4,040.28	0.00	7,959.72	66.33%
Total 170	Information Technology	12,000.00	12,000.00	4,040.28	4,040.28	0.00	7,959.72	66.33%
260	Finance							
62103	ERP Accounting System FY21	100,000.00	100,000.00	87,855.16	87,855.16	12,144.84	0.00	0.00%
Total 260	Finance	100,000.00	100,000.00	87,855.16	87,855.16	12,144.84	0.00	0.00%
270	Treasury							
62002	Tax Collection/Assessment Soft...	127,500.00	127,500.00	92,990.00	92,990.00	0.00	34,510.00	27.07%
62302	New Office Carpet	10,000.00	10,000.00	0.00	0.00	0.00	10,000.00	100.00%
Total 270	Treasury	137,500.00	137,500.00	92,990.00	92,990.00	0.00	44,510.00	32.37%
300	Planning							
61902	20-Year City Comprehensive Pl...	80,000.00	80,000.00	78,055.13	78,055.13	3,238.51	(1,293.64)	(1.62)%
61913	Riverside Sq. Remediated Prop...	100,000.00	100,000.00	0.00	0.00	0.00	100,000.00	100.00%
62019	Arts Grant	45,325.00	45,325.00	21,620.15	21,620.15	23,090.00	614.85	1.36%
62203	Grassy Plain Field Upgrades FY21	147,057.50	147,057.50	140,858.28	140,858.28	0.00	6,199.22	4.22%

City of East Providence, RI
 Encumbrance Budget *
 31100 - Capital Fund

From 11/1/2020 Through 8/31/2023

* This report may be affected by Account Level Security

Account Code	Account Title	YTD Budget - Original	YTD Budget - Revised	Current Period Actual	YTD Actual	YTD Enc	Budget Remaining	Percent Total Budget Remaining
62303	Tree Planting	50,000.00	50,000.00	20,740.98	20,740.98	6,000.00	23,259.02	46.52%
62304	Public Art	50,000.00	50,000.00	21,611.31	21,611.31	0.00	28,388.69	56.78%
Total 300	Planning	472,382.50	472,382.50	282,885.85	282,885.85	32,328.51	157,168.14	33.27%
550	Public Library							
62305	Weaver Library Painting	50,000.00	50,000.00	2,533.30	2,533.30	41,138.66	6,328.04	12.66%
Total 550	Public Library	50,000.00	50,000.00	2,533.30	2,533.30	41,138.66	6,328.04	12.66%
600	Director of Public Works							
61806	Road Repair/Maint per council	4,203,930.58	4,203,930.58	4,020,697.47	4,020,697.47	183,233.11	0.00	0.00%
Total 600	Director of Public Works	4,203,930.58	4,203,930.58	4,020,697.47	4,020,697.47	183,233.11	0.00	0.00%
610	Engineering							
61702	Booth Ave Slope Study in River...	15,155.31	15,155.31	16,298.17	16,298.17	0.00	(1,142.86)	(7.54)%
62012	Taunton Ave Drainage Improve...	125,000.00	125,000.00	0.00	0.00	0.00	125,000.00	100.00%
62020	Pedestrian Signal Improvements	50,000.00	50,000.00	35,891.57	35,891.57	14,108.43	0.00	0.00%
62104	Forbes Street Landfill Closure M...	25,000.00	25,000.00	3,440.00	3,440.00	21,560.00	0.00	0.00%
62204	Two new computers - GIS & Su...	6,000.00	6,000.00	2,020.14	2,020.14	0.00	3,979.86	66.33%
62306	City Road Improvements	1,000,000.00	1,000,000.00	(140,262.84)	(140,262.84)	0.00	1,140,262.84	114.03%
Total 610	Engineering	1,221,155.31	1,221,155.31	(82,612.96)	(82,612.96)	35,668.43	1,268,099.84	103.84%
630	Highway							
62021	2 Stainless Steel Sanders - nee...	45,000.00	45,000.00	0.00	0.00	0.00	45,000.00	100.00%
62026	Riverside Rec/Dellefemine Field	100,000.00	100,000.00	133,289.50	133,289.50	1,665.13	(34,954.63)	(34.95)%
62029	Skate Park	30,000.00	30,000.00	19,732.25	19,732.25	12,082.00	(1,814.25)	(6.05)%
62032	Park Upgrades - needs council ...	70,000.00	70,000.00	0.00	0.00	0.00	70,000.00	100.00%
62034	Sabin Point Boat Ramp	30,000.00	30,000.00	0.00	0.00	0.00	30,000.00	100.00%
62119	Sidewalks	1,000,000.00	1,000,000.00	612,746.76	612,746.76	387,253.24	0.00	0.00%
62122	Traffic Calming Measures	200,000.00	200,000.00	167,517.38	167,517.38	50,940.00	(18,457.38)	(9.23)%
62124	City Tree Truck Repairs	40,000.00	40,000.00	29,379.84	29,379.84	0.00	10,620.16	26.55%
62125	Kimberly Ann Rock Field Lights	0.00	129,000.00	91,912.50	91,912.50	37,087.50	0.00	0.00%
62206	(3) 3/4 Pickup trucks with plows	150,000.00	150,000.00	158,482.45	158,482.45	0.00	(8,482.45)	(5.65)%
62225	3/4 ton utility body pickup w/pl...	80,000.00	80,000.00	68,944.00	68,944.00	0.00	11,056.00	13.82%
62226	3/4 ton pickup w/plow package	45,000.00	45,000.00	41,821.40	41,821.40	0.00	3,178.60	7.06%

City of East Providence, RI
 Encumbrance Budget *
 31100 - Capital Fund

From 11/1/2020 Through 8/31/2023

* This report may be affected by Account Level Security

Account Code	Account Title	YTD Budget - Original	YTD Budget - Revised	Current Period Actual	YTD Actual	YTD Enc	Budget Remaining	Percent Totz Budget Remaining
62228	Top dresser PTO	15,000.00	15,000.00	0.00	0.00	0.00	15,000.00	100.00%
62229	Irrigation - Pierce field little lea...	40,000.00	40,000.00	9,533.79	9,533.79	0.00	30,466.21	76.17%
62231	Kent Heights Park improvements	200,000.00	200,000.00	20,659.44	20,659.44	17,016.45	162,324.11	81.16%
62232	Glenlyon Park improvements	150,000.00	150,000.00	15,576.67	15,576.67	7,424.00	126,999.33	84.67%
62233	Replace LED lighting-Harry Mut...	100,000.00	100,000.00	53,142.24	53,142.24	27,951.30	18,906.46	18.91%
62234	Tree planting	25,000.00	25,000.00	36,065.96	36,065.96	1,160.00	(12,225.96)	(48.90)%
62238	Hull Street Park Lights/Landscap...	0.00	100,157.00	101,605.00	101,605.00	0.00	(1,448.00)	(1.45)%
62239	KRob Skate Park Repairs/Impro...	0.00	25,000.00	11,183.23	11,183.23	0.00	13,816.77	55.27%
62240	Riverside Recreation Field Impr...	0.00	475,000.00	114,005.53	114,005.53	21,469.00	339,525.47	71.48%
62309	Salt Brine System	90,000.00	90,000.00	0.00	0.00	83,326.00	6,674.00	7.42%
62310	Repair Catch Basin Body	20,000.00	20,000.00	0.00	0.00	19,992.00	8.00	0.04%
62311	2 Bobcat Articulating Loader w/...	165,000.00	165,000.00	126,569.00	126,569.00	0.00	38,431.00	23.29%
62314	John Deere Tractor	45,000.00	56,271.12	56,271.12	56,271.12	0.00	0.00	0.00%
62318	Kettle Point Ramp ADA	50,000.00	50,000.00	0.00	0.00	0.00	50,000.00	100.00%
62319	Traffic Calming	150,000.00	100,000.00	0.00	0.00	0.00	100,000.00	100.00%
62320	Glenlyon Field Lights	150,000.00	150,000.00	0.00	0.00	0.00	150,000.00	100.00%
Total 630	Highway	2,990,000.00	3,680,428.12	1,868,438.06	1,868,438.06	667,366.62	1,144,623.44	31.10%
650	Refuse Disposal	10,000.00	10,000.00	0.00	0.00	0.00	10,000.00	100.00%
62307	Recycling Center Check-in Build...	10,000.00	10,000.00	0.00	0.00	0.00	10,000.00	100.00%
Total 650	Refuse Disposal	10,000.00	10,000.00	0.00	0.00	0.00	10,000.00	100.00%
660	Public Buildings	7,800.42	7,800.42	0.00	0.00	0.00	7,800.42	100.00%
61905	Sweetland-Siding, Porch, Ext. R...	76,775.60	76,775.60	0.00	0.00	76,775.60	0.00	0.00%
61916	Weaver House-Exterior Painting...	80,000.00	80,000.00	63,585.27	63,585.27	9,360.00	7,054.73	8.82%
61921	Electronic Access System at Cit...	18,000.00	18,000.00	9,293.74	9,293.74	0.00	8,706.26	48.37%
61926	Surveillance Cameras at Pierce,...	200,000.00	200,000.00	197,000.00	197,000.00	0.00	3,000.00	1.50%
62006	Weaver Library Sprinkler System	100,000.00	100,000.00	0.00	0.00	0.00	100,000.00	100.00%
62022	Sweetland House Repair - need...	95,591.39	95,591.39	54,991.85	54,991.85	0.00	40,599.54	42.47%
62030	Collection/Clerk Security	200,000.00	297,250.00	261,609.00	261,609.00	0.00	35,641.00	11.99%
62106	Central Garage Sprinklers	50,000.00	50,000.00	0.00	0.00	0.00	50,000.00	100.00%
62210	DPW garage-update heating co...	25,000.00	25,000.00	8,669.14	8,669.14	16,330.86	0.00	0.00%
62211	City Hall-new controls HVAC & ...	100,000.00	100,000.00	0.00	0.00	100,000.00	0.00	0.00%
62212	City Hall-Accoustical Tile replaced	50,000.00	50,000.00	0.00	0.00	0.00	50,000.00	100.00%
62213	City Hall-install of fire proof car...	50,000.00	50,000.00	0.00	0.00	0.00	50,000.00	100.00%

City of East Providence, RI
 Encumbrance Budget *
 31100 - Capital Fund

From 11/1/2020 Through 8/31/2023

* This report may be affected by Account Level Security

Account Code	Account Title	YTD Budget - Original	YTD Budget - Revised	Current Period Actual	YTD Actual	YTD Enc	Budget Remaining	Percent Tots Budget Remaining
62214	DPW-five ton split system (roof...	50,000.00	50,000.00	50,000.00	50,000.00	0.00	0.00	0.00%
62215	City Hall-new outside LED lighting	30,000.00	30,000.00	0.00	0.00	0.00	30,000.00	100.00%
62216	(4) Car & truck charging stations	25,000.00	25,000.00	0.00	0.00	0.00	25,000.00	100.00%
62321	Weaver House-Exterior Repairs	120,000.00	120,000.00	0.00	0.00	99,824.40	20,175.60	16.81%
62322	City Hall - HVAC Upgrades	70,000.00	70,000.00	0.00	0.00	70,000.00	0.00	0.00%
62323	Citywide Gutter Repairs	30,000.00	30,000.00	0.00	0.00	0.00	30,000.00	100.00%
Total 660	Public Buildings	1,328,167.41	1,425,417.41	645,149.00	645,149.00	372,290.86	407,977.55	28.62%
670	Central Garage							
61906	Central Garage-Life & Fire Safe...	150,000.00	150,000.00	87,533.26	87,533.26	10,594.00	51,872.74	34.58%
62218	Diagnostic program	12,000.00	12,000.00	10,290.00	10,290.00	0.00	1,710.00	14.25%
62219	Fuel MGT system	75,000.00	75,000.00	0.00	0.00	0.00	75,000.00	100.00%
62324	AC Machine	8,500.00	8,500.00	8,292.00	8,292.00	0.00	208.00	2.45%
62325	Tire Rim Machine	10,000.00	10,000.00	9,883.24	9,883.24	0.00	116.76	1.17%
62326	Tire Balancer Machine	7,500.00	7,500.00	7,248.24	7,248.24	0.00	251.76	3.36%
Total 670	Central Garage	263,000.00	263,000.00	123,246.74	123,246.74	10,594.00	129,159.26	49.11%
700	Police							
62220	Police sub station	175,000.00	175,000.00	0.00	0.00	0.00	175,000.00	100.00%
62327	Police Station Boiler Replacement	140,000.00	140,000.00	0.00	0.00	0.00	140,000.00	100.00%
62336	Roof Replacement Police Station	0.00	305,800.00	174,515.00	174,515.00	131,285.00	0.00	0.00%
Total 700	Police	315,000.00	620,800.00	174,515.00	174,515.00	131,285.00	315,000.00	50.74%
720	Animal Shelter							
62328	Animal Control HVAC/Water He...	85,000.00	85,000.00	2,014.75	2,014.75	1,936.11	81,049.14	95.35%
Total 720	Animal Shelter	85,000.00	85,000.00	2,014.75	2,014.75	1,936.11	81,049.14	95.35%
750	Fire							
61922	Replacement of Ladder 3	254,893.79	254,893.79	221,082.32	221,082.32	14,434.65	19,376.82	7.60%
62016	Lease Payment for Fire Engine	247,966.00	839,020.43	419,510.86	419,510.86	0.00	419,509.57	50.00%
62023	Replace Station 3 Floor	38,981.00	38,981.00	39,682.00	39,682.00	0.00	(701.00)	(1.80)%
62221	(20) Desktop computers & (20)...	33,000.00	33,000.00	10,774.08	10,774.08	0.00	22,225.92	67.35%
62222	Replacement of Engine 4 (foam...	200,000.00	200,000.00	0.00	0.00	0.00	200,000.00	100.00%
62329	Final Lease Payments for Ladder...	209,755.00	209,755.00	0.00	0.00	0.00	209,755.00	100.00%

City of East Providence, RI
 Encumbrance Budget *
 31100 - Capital Fund

From 11/1/2020 Through 8/31/2023

* This report may be affected by Account Level Security

Account Code	Account Title	YTD Budget - Original	YTD Budget - Revised	Current Period Actual	YTD Actual	YTD Enc	Budget Remaining	Percent Totz Budget Remaining
62330	Replacement of Engine 4 - Foa...	200,000.00	200,000.00	0.00	0.00	0.00	200,000.00	100.00%
62331	Replacement of Engine 5	200,000.00	200,000.00	0.00	0.00	0.00	200,000.00	100.00%
Total 750	Fire	1,384,595.79	1,975,650.22	691,049.26	691,049.26	14,434.65	1,270,166.31	64.29%
800	Recreation							
62223	Landscaping and Lighting (Seni...	30,000.00	30,000.00	0.00	0.00	0.00	30,000.00	100.00%
Total 800	Recreation	30,000.00	30,000.00	0.00	0.00	0.00	30,000.00	100.00%
801	Pierce Stadium							
61604	Pierce Field Bathroom Upgrades	22,511.38	22,511.38	2,839.13	2,839.13	0.00	19,672.25	87.39%
61923	Pierce Field - Handicap Upgrad...	32,384.33	32,384.33	29,913.88	29,913.88	0.00	2,470.45	7.63%
62009	Basketball Court Renovation	53,224.01	53,224.01	74,830.54	74,830.54	0.00	(21,606.53)	(40.60)%
62017	Baseball Scoreboard and Sound...	21,680.50	21,680.50	0.00	0.00	21,680.50	0.00	0.00%
62024	Pavilion with Gazebo	75,000.00	75,000.00	65,191.34	65,191.34	0.00	9,808.66	13.08%
62332	Bathroom at Pierce Field Conce...	75,000.00	75,000.00	183.72	183.72	0.00	74,816.28	99.76%
62333	Pierce Field Repairs	25,000.00	25,000.00	23,784.60	23,784.60	0.00	1,215.40	4.86%
62334	Pierce Batting Cages	50,000.00	50,000.00	0.00	0.00	17,495.00	32,505.00	65.01%
Total 801	Pierce Stadium	354,800.22	354,800.22	196,743.21	196,743.21	39,175.50	118,881.51	33.51%
840	Parks							
62120	Park Upgrades	175,000.00	175,000.00	214,574.50	214,574.50	0.00	(39,574.50)	(22.61)%
Total 840	Parks	175,000.00	175,000.00	214,574.50	214,574.50	0.00	(39,574.50)	(22.61)%
850	Carousel							
62010	Structural Stabilization Phase 1	44,510.00	44,510.00	50,680.18	50,680.18	0.00	(6,170.18)	(13.86)%
62018	FY23 Crescent Park Concession...	100,000.00	100,000.00	0.00	0.00	0.00	100,000.00	100.00%
62025	Concession Building	150,000.00	150,000.00	0.00	0.00	0.00	150,000.00	100.00%
62109	Stabilization phase 1	60,000.00	60,000.00	62,749.62	62,749.62	0.00	(2,749.62)	(4.58)%
62117	Carousel Facilities Improvements	150,000.00	150,000.00	0.00	0.00	0.00	150,000.00	100.00%
62235	Carousel-upper window restora...	17,760.00	17,760.00	0.00	0.00	0.00	17,760.00	100.00%
62236	Carousel-reinforce and restore	6,380.00	6,380.00	0.00	0.00	0.00	6,380.00	100.00%
62237	Carousel-building floors (sand ...	10,000.00	10,000.00	0.00	0.00	784.86	9,215.14	92.15%
62241	Enhancements to Crescent Park...	0.00	150,000.00	0.00	0.00	0.00	150,000.00	100.00%
62242	Crescent Park Concession Infra...	0.00	225,000.00	0.00	0.00	0.00	225,000.00	100.00%

City of East Providence, RI
 Encumbrance Budget *
 31100 - Capital Fund

From 11/1/2020 Through 8/31/2023

* This report may be affected by Account Level Security

Account Code	Account Title	YTD Budget - Original	YTD Budget - Revised	Current Period Actual	YTD Actual	YTD Enc	Budget Remaining	Percent Total Budget Remaining
62335	Stabilization Phase 2	150,000.00	150,000.00	0.00	0.00	0.00	150,000.00	100.00%
Total 850	Carousel	688,650.00	1,063,650.00	113,429.80	113,429.80	784.86	949,435.34	89.26%
	Total 31100 - Capital Fund	14,164,151.81	16,223,684.36	14,234,592.57	14,234,592.57	1,749,567.24	239,524.55	1.48%
Report Total		14,164,151.81	16,223,684.36	14,234,592.57	14,234,592.57	1,749,567.24	239,524.55	0.00%

Resolutions

STATE OF RHODE ISLAND
CITY OF EAST PROVIDENCE

RESOLUTION NO.

RESOLUTION ESTABLISHING THE EAST PROVIDENCE (RI250) COMMITTEE

WHEREAS, with the approach of our nation's 250th anniversary, the Rhode Island 250th (RI250) Commission has been charged with developing ways to recognize and honor the important role that Rhode Island had in the founding of our country; and

WHEREAS, in order to support this effort and to ensure our own unique history is honored, the City Council would like to establish a local RI250 committee in East Providence to collaborate with the greater Rhode Island 250th (RI250) Commission to recognize and honor the nation's 250th anniversary in 2026; and

WHEREAS, this initiative is a perfect opportunity to promote civic pride and recognize our local history and also provides countless ways to mark this commemoration ranging from decorations to events and activities.

NOW, THEREFORE, BE IT RESOLVED that the City Council of the City of East Providence hereby establishes the East Providence RI250 Committee to be comprised of five (5) members. Each City Council member shall appoint one (1) member within their ward. The Committee will establish such rules, regulations, and procedures as it may deem necessary to fulfill its mission and to report to the City Council as needed.

Adopted by the City Council: _____

Attest:

City Clerk of East Providence, Rhode Island

Introduced by: Council Vice President Rego and Councilwoman Sousa

STATE OF RHODE ISLAND
CITY OF EAST PROVIDENCE

RESOLUTION NO.

**RESOLUTION AUTHORIZING THE MAYOR TO ENTER INTO AN
AGREEMENT BETWEEN BIGBELLY SOLAR AND THE CITY OF EAST
PROVIDENCE FOR THE PURCHASE OF BIGBELLY TRASH/RECYCLING KIOSKS**

WHEREAS, the Rhode Island Resource Recovery Corporation approved the City's grant request to purchase eight (8) Bigbelly Solar double station trash/recycling kiosks for the City's recreation facilities; and

WHEREAS, the total cost to purchase the Bigbelly Solar double station trash/recycling kiosks is \$66,549.80. The grant terms require that the City pay the vendor in full and then submit an invoice to the Rhode Island Resource Recovery Corporation for reimbursement of the grant award in the amount of \$33,232.00; and

WHEREAS, the City is requesting approval to enter into an agreement with the Bigbelly Solar in the amount of \$66,549.80 for the purchase of eight (8) Bigbelly double station trash/recycling kiosks; and

WHEREAS, the City will be using ARPA or other available funding to complete the purchase.

NOW, THEREFORE, BE IT RESOLVED that the City Council of the City of East Providence hereby authorizes the Mayor of the City of East Providence to enter into an agreement with Bigbelly Solar in the amount of \$66,549.80 for the purchase of the Bigbelly double station trash/recycling kiosks.

This Resolution shall take effect upon passage.

Adopted by the City Council: _____

Attest:

City Clerk of East Providence, Rhode Island

Introduced by: Council President Rodericks



July 11, 2023
Quote Number: Q42646-1
JE / JE

Prices valid for 60 days from above date.

BIGBELLY SYSTEM QUOTATION

Prepared By:
Josh Erhard Bigbelly Solar 150 A St, Ste 103 Needham, MA 02494 (617) 548-4591 jerhard@bigbelly.com

Bill To:
City of East Providence 145 Taunton Ave East Providence, RI 02914

Ship To:
City of East Providence 145 Taunton Ave East Providence, RI 02914

This order includes the following items:

QTY	ITEM	EXTENDED PRICE
8	HC5/SC5.5 Double Station with Hoppers, Foot Pedals, Message Panels, Five Year Warrantly, and Five Year CLEAN Software	\$81,531.20
6	HC Waste Liner Bags (box of 50)	\$277.20
3	SC Recycle Liner Bags (box of 100)	\$191.40

Station pricing includes 2.5% volume discount based on quantity 16 components MA State FAC113 Contract Pricing	Shipping & Handling (one time):	\$4,550.00
---	--	-------------------

Purchase Option	Total System Cost*:	\$66,549.80 USD
------------------------	----------------------------	------------------------

* Total does not include applicable sales or use taxes.

Sincerely, Josh Erhard
Bigbelly Solar, LLC

Wire Transfer Info: Middlesex Savings Bank. ▪ Acct Name: Big Belly Solar LLC ▪ Account # 166849558 ▪ Routing # 2113712270 ▪ Int'l Swift # MDSXUS3N
--

All Purchase Orders must reference the above Quote Number (upper right).

This Quotation is subject to the attached Terms and Conditions of Sale, which are attached hereto and incorporated herein, and expressly acknowledged and accepted by Customer as signified by the duly authorized signature below.

ACCEPTED AND AGREED BY:	
CUSTOMER	
By: _____	Title: _____
Print Name: _____	Date: _____



August 22, 2023

Ms. Donna McMahon
Public Works Program Coordinator
City of East Providence
60 Commercial Way
East Providence, RI 02914

Re: The City of East Providence's FY24-1 Grant Award for Bigbelly Kiosks (recycling units) /
GRANT-FY24-1-EAST020

Dear Ms. McMahon:

Congratulations to the City of East Providence! Resource Recovery's Board approved the city's grant request for \$33,232.00 to purchase the recycling portion of eight Bigbelly kiosks for the city's recreation facilities, contingent on the use of our standardized mixed recycling labels and/or signs. We will work with you on determining the placement of the labels and or/signs such as the top and sides, as well as the appropriate signage material. Please keep me updated on your needs as you move forward with the purchase.

Enclosed you will find Keep America Beautiful's (KAB) Public Spaces Recycling Toolkit. Although meant for KAB's grant recipients, it contains best practices and tips for public space recycling bins, which I hope you find helpful.

I know you are well versed in Resource Recovery's grant program, but I am taking the opportunity to outline pertinent procedures and deadlines, per our Municipal Grant Policy, for all grantees. Reports are due on a quarterly basis, with the first one being due on December 29, 2023. Payment of grant funds will be a reimbursement of your approved expenditures and contingency fulfillments, either at the time of quarterly reporting or when the project is complete. The grant expiration date as determined by your proposed schedule and anticipated end date is September 30, 2024. The final report and reimbursement request is due one week before, on September 23, 2024, at which time, the project should be complete. Additional reports may be requested if the project results have not been realized at the time of final reporting and/or reimbursement. You will be reminded via email of the associated deadlines and reimbursement instructions.

Additionally, consideration for future grants will be contingent on the completion of grant objectives as set forth in the grant application. Failure to report and/or provide sufficient reporting information in a timely fashion may also result in exclusion from future grant rounds.

On the following page, you'll find all of the important details on your grant including the list of approved items, amounts, deadlines and our internal contract number, which may also serve as a reference number for your finance department.

65 Shun Pike Johnston, Rhode Island 02919
401-942-1430 | www.rirrc.org

Ms. Donna McMahon
Page 2
August 22, 2023
FY24-1 Grant Award
GRANT-FY24-1-EAST020

Approved items and amounts:

ITEM	VENDOR	QTY	UNIT PRICE	TOTAL PRICE	APPROVED FUNDS
HC5/SC5.5 Double Station	Bigbelly	8	\$7,691.40	\$61,531.20	\$30,765.60
HC Recycle Liner Bags	Bigbelly	3	\$63.80	\$191.40	\$191.40
HC Waste Liner Bags	Bigbelly	6	\$46.20	\$277.20	\$0
Shipping & Handling	Bigbelly	N/A		\$4,550.00	\$2,275.00
TOTALS				\$66,549.80	\$33,232.00

Grant details and deadlines:

- ✓ **GRANT CYCLE:** FY24-1
- ✓ **CONTRACT NUMBER:** GRANT-FY24-1-EAST020
- ✓ **QUARTERLY REPORT DUE DATES:**
 - December 29, 2023
 - March 29, 2024
 - June 28, 2024
 - September 23, 2024 (final)
- ✓ **EXPIRATION DATE:** September 30, 2024
- ✓ **REIMBURSEMENT CONTINGENCY:** Use of RI's standardized mixed recycling labels and or/signs; placement of which to be approved by Resource Recovery staff. Resource Recovery will provide the labels and/or signs in the appropriate sizes and materials.
 - Labels currently in stock are: 8.5" x 5.5" (half sheet), 8.5" x 11" (full sheet vertical), 11" x 8.5" (full sheet horizontal)

Be sure to visit the [Grant Program webpage](#) under the "Municipal Officials and Haulers" menu on our website. There, you'll find the Municipal Grant Policy, which outlines all of the post-grant award procedures, as well as the Grant Reporting Form, a fillable Microsoft Word form.

We're looking forward to working with you on determining the label and/or sign placement and seeing how much recyclables are diverted from the waste stream! Don't hesitate to reach out with any questions at klittlefield@rirrc.org or 228-3252.

Sincerely,



Kristin Littlefield
Municipal Program Coordinator

Sent via email

65 Shun Pike Johnston, Rhode Island 02919
401-942-1430 | www.rirrc.org

Ordinances

STATE OF RHODE ISLAND

CITY OF EAST PROVIDENCE

CHAPTER

**AN ORDINANCE IN AMENDMENT OF THE REVISED ORDINANCES
OF THE CITY OF EAST PROVIDENCE, RHODE ISLAND, 1998, AS AMENDED**

SECTION I. The Revised Ordinances of the City of East Providence, Rhode Island are hereby amended by adding thereto the following:

CHAPTER 20. REDEVELOPMENT AGENCY

Article I. East Providence Redevelopment Agency

Sec. 20-1. East Providence Redevelopment Agency; creation and membership.

There shall be an East Providence Redevelopment Agency ("agency"). The agency shall consist of five members appointed by the mayor and approved by the council from among persons who are residents and domiciliaries of the city. The members who are first appointed following establishment of the agency shall be designated to serve for calendar year terms of one, two, three, four, and five years respectively. Thereafter members shall be appointed for a term of office of five years such that the term of one member shall expire at the end of each calendar year. All vacancies that occur during a term shall be filled for the unexpired term in the same manner as an appointment. A member continues holds office after an expired term until their successor has been appointed and has qualified. No member of the agency may be an elected officer or an employee of the City. The powers of the agency shall be vested in the members thereof then in office. Members shall receive their actual and necessary expenses including travel expenses and may receive such other compensation as the city council may prescribe. Members may be removed in accordance with Sections 2-39 and 2-40 of the Revised Ordinances of the City of East Providence, Rhode Island, 1998, as amended. The Redevelopment Agency shall be listed on the city website in accordance with the provisions of Section 2-38 of the Revised Ordinances of the City of East Providence, Rhode Island, 1998, as amended.

Sec. 20-2. Officers.

The agency shall elect a chairperson and vice-chairperson from among its members. The agency shall elect or appoint a secretary who need not be a member of the agency. The term of office of the chairperson, vice-chairperson, and secretary shall be for the calendar year, or for that portion remaining after each such officer is designated or elected.

Sec. 20-3. Meetings.

The agency shall publish its annual meeting schedule with the Secretary of State and shall schedule regular meetings for each month. Meetings may be cancelled if no agenda items beyond minutes from the previous meeting(s) require a vote.

Sec. 20-4. Agency powers.

The agency shall have all of the powers, duties, and responsibilities in connection with the redevelopment of blighted and substandard areas in the city, and for all other purposes, as set forth in the applicable laws of the state and of the federal government, the Charter, and any applicable municipal ordinances, now or hereinafter in effect for redevelopment agencies generally or the agency in particular, including:

(a) To sue and be sued; to borrow money; to compromise and settle claims; to have a seal; and to make and execute contracts and other instruments necessary or convenient to the exercise of its powers.

(b) To make, and, from time to time, amend and repeal bylaws, rules, and regulations, consistent with the Redevelopment Act, to carry into effect the powers and purposes of the Redevelopment Act.

(c) To select and appoint officers, agents, counsel, and employees, permanent and temporary, as it may require, and determine their qualifications, duties, and compensation.

(d) Within the redevelopment area, or for purposes of redevelopment, to purchase, lease, obtain an option upon, acquire by gift, grant, bequest, devise, or otherwise, any real or personal property, or any estate or interest in it, together with any improvements on it; to rehabilitate or otherwise improve any or all substandard buildings, structures, or other improvements; to insure or provide for the insurance of any real or personal property or operations of the agency against risk or hazard; and to rent, maintain, rehabilitate, improve, manage, operate, repair, and clear the property.

(e) To develop as a building site any real property owned or acquired by the agency.

(f) To cause streets and highways to be laid out and graded, and pavements or other road surfacing, sidewalks and curbs, public utilities of every kind, parks, playgrounds and other recreational areas, off-street parking areas, and other public improvements to be constructed and installed.

(g) To prepare or have prepared all plans necessary for the redevelopment of blighted and substandard areas; with the consent and approval of the planning board, to carry on and perform all or any part of the planning activities and functions within the community; to undertake and perform, for the community, industrial, commercial, and family relocation services; to obtain appraisals and title searches; to make investigations, studies, and surveys of physical, economic, and social conditions and trends pertaining to a community; to develop, test, and report methods

and techniques and carry out research and other activities for the prevention and the elimination of blighted and substandard conditions and to apply for, accept, and utilize grants of funds from the federal government and other sources for those purposes; and to enter upon any building or property in any redevelopment area in order to make investigations, studies, and surveys, and in the event entry is denied or resisted, the agency may petition the county superior court for an order for this purpose. Upon the filing of a petition, due notice of it shall be served on the person denying or resisting entry, and after a hearing on the petition, the court shall enter an order granting or denying the petition).

(h) To undertake technical assistance to property owners and other private persons to encourage, implement, and facilitate voluntary improvement of real property.

(i) To undertake and carry out code enforcement projects pursuant to the provisions of appropriate federal legislation.

(j) To invest any funds held in reserves or sinking funds, or any funds not required for immediate disbursement, in property or securities in which savings banks may legally invest funds subject to their control; and to purchase its bonds at a price not more than the principal amount and accrued interest, all bonds so purchased to be cancelled.

(k) To lend money, and to sell, lease, exchange, subdivide, transfer, assign, pledge, encumber (by mortgage, deed of trust, or otherwise), or otherwise dispose of any real or personal property or any estate or interest in it acquired under the provisions of the Redevelopment Act, to the United States, the state government, any state public body, or any private corporation, firm, or individual at its fair value for uses in accordance with the redevelopment, project, and tax increment district master plan, irrespective of the cost of acquiring and preparing the property for redevelopment. (In determining the fair value of the property for uses in accordance with the redevelopment, project, and tax increment district master plan, the agency shall take into account and give consideration to the uses and purposes required by the plan, the restrictions upon and the obligations assumed by the purchaser or lessee of the property, and the objectives of the redevelopment, project, and tax increment district master plan for the prevention of the recurrence of blighted and substandard conditions. Any lease or sale of the property may be made without public bidding, provided that no sale or lease is made until at least ten days after the town council has received from the agency a report concerning the proposed sale or lease.)

(l) To obligate the purchaser or lessee of any real or personal property or any estate or interest in it to:

(1) Use the property only for the purpose and in the manner stated in the redevelopment, project, and tax increment district master plan;

(2) Begin and complete the construction or rehabilitation of any structure or improvement within a period of time which the agency fixes as reasonable; and

(3) Comply with other conditions that, in the opinion of the agency, are necessary to prevent the recurrence of blighted and substandard conditions and otherwise to carry out the

purposes of the Redevelopment Act. (The agency, by contractual provisions, may make any of the purchasers' or lessees' obligations, covenants, or conditions running with the land, and may provide that, upon breach thereof, the fee reverts to the agency.)

(m) To exercise all or any part or combination of the powers granted in R.I.G.L. 1956, Chapters 45-31 through 33.3 or any other powers that may be enabled or granted by the State of Rhode Island to a redevelopment agency as such may occur from time to time.

(n) To construct new buildings for residential, recreational, commercial, industrial, institutional, public, or other uses contemplated by the redevelopment, project, and tax increment district master plan.

(o) To grant or loan any redevelopment project revenues, or other revenues, including the proceeds of any issue of bonds or notes issued pursuant to this chapter to an individual or any nonprofit organization or governmental or quasi-governmental entity or private enterprise, in order to finance the cost of any portion of a redevelopment project authorized pursuant to R.I.G.L. 1956, Chapters 45-31 through 33.3, including, without limiting the generality of the foregoing, the cost of acquiring land for, and constructing or rehabilitating, furnishing and equipping residential, commercial, industrial, institutional, public, or recreational facilities, within a redevelopment area, or to loan bond or note proceeds in order to refinance any such loans.

(p) To retain a master developer for all or any portion of a project. Any master developer position shall be subject to advertising and solicitation of applicants shall be approved at a duly posted public meeting of the agency.

Sec. 20-5. Budget

The agency shall submit an annual budget to the city council, including a statement of all revenues and expenditures for the prior fiscal year.

Sec. 20-6. Municipal Taxes, Fines, and Fees

All municipal taxes, fines, and fees shall be waived upon the transfer of agency property. No action shall be brought by the city against the agency for any unpaid taxes, fines, or fees. Any proceeds from agency property may be used to repay previously unpaid taxes, fines, and fees for the respective property.

Sec. 20-7. City support

City entities, including, but not limited to departments, boards and commissions shall assist the agency with the performance of its duties as required. The mayor shall direct the completion of tasks requested by the agency.

Sec. 20-8. Petitions

The agency shall respect the US Constitution First Amendment right to petition the government. Any written request to the agency, including, but not limited to requests to transfer property, shall be considered at the next regularly scheduled meeting of the agency.

Sec 20-9. Sale of Property

Agency property shall be offered to the public through the city purchasing agent for a minimum of ten (10) business days through competitive negotiation. The agency shall not be required to select the most valuable offer. Parcel assemblage may be considered in award of sale. Sale terms may include a percent ownership interest in the resulting development or other financial mechanism to enhance the agency's return on investment or increase the development potential of transferred property.

Sec 20-10. Coordination with Chamber of Commerce

The Agency shall confer with the East Providence Chamber of Commerce in the effectuation of its duties.

Sec 20-11. Revenue and Debts

Both the City of East Providence and the Redevelopment Agency are distinct corporate entities each functioning for similar but distinct public purpose. As distinct corporate bodies, any debt or obligation incurred by the Redevelopment Agency is not and shall not be the debt of the City of East Providence or any agent or body thereof and vice versa. The City of East Providence may grant, transfer, or loan funds to the redevelopment agency from time to time as such may be appropriate, but such transactions shall only occur by and through an ordinance or resolution of its Council or public ratification of a bond as each may be appropriate from time to time. Neither the City of East Providence nor the Redevelopment Agency shall have the authority to demand sums or other remuneration from the other, such transactions shall only occur by means of voluntary means in the ordinary course of business in fulfillment of each corporate entity's duties or responsibilities.

The redevelopment agency has a duty to generate revenue as means to further its purpose. Any revenue generated by the Redevelopment Agency in excess of its debt and obligations shall be held in trust by the Redevelopment Agency expressly for the benefit of the redevelopment agency for the express and limited purpose of furthering the purpose of the agency. Such funds may be invested by the redevelopment agency to further the goals of the redevelopment agency. No such funds shall be invested in a manner that is unlikely to be returned to the redevelopment agency unless there is an affirmative finding of the redevelopment agency that there is no reasonable alternative whereby the redevelopment agency can effectuate its purpose.

Secs. 20-12.—20-86. Reserved.

Article II. Redevelopment Areas

Sec. 20-87. Severability

If any chapter, section, sentence, clause, or phrase of this ordinance is for any reason held to be invalid, such decision shall not affect the validity of the remaining portions of this ordinance, which shall remain in full force and effect. The City Council hereby declares that it would have adopted the Ordinance in each section, subsection, sentence, or phrase thereof, irrespective of the fact that any one or more sections, subsections, sentences, clauses, or phrases be declared invalid.

SECTION II. This ordinance shall take effect upon second passage and all ordinances and parts of ordinances inconsistent herewith are hereby repealed.

Given first passage _____ and referred to _____ at 6:30 p.m. for a hearing and consideration of final passage; and adopted _____.

Attest:

City Clerk of the City of East Providence, RI

Introduced by:

STATE OF RHODE ISLAND

CITY OF EAST PROVIDENCE

CHAPTER

ORDINANCE OF THE COUNCIL OF THE CITY OF EAST PROVIDENCE ORDERING THE ASSESSMENT AND COLLECTION OF PROPERTY TAX ON THE RATABLE REAL ESTATE, AND TANGIBLE PERSONAL PROPERTY

THE COUNCIL OF THE CITY OF EAST PROVIDENCE HEREBY ORDAINS:

SECTION I. Section 16-50 entitled "Assessment" of Article IV entitled "Property Tax on Ratable Real Estate and Tangible Personal Property and Excise Tax on Registered Motor Vehicles and Trailers" of Chapter 16 of the Revised Ordinances of the City of East Providence, Rhode Island, 1998, as amended, entitled "Taxation." is amended to read as follows:

That the Council of the City of the City of East Providence hereby orders the assessment and collection of a tax on ratable real estate, tangible personal property and an excise tax on trailers in a sum not more than One Hundred Sixteen Million Two Hundred Eighty-Seven Thousand Seven Hundred and Eighty-Eight (\$116,287,788) dollars. Said tax is for ordinary expenses, for the payment of interest and indebtedness, in whole or in part, of said city, and for other purposes authorized by law.

The Tax Assessor shall assess and apportion said tax on the inhabitants and ratable property of said city as of the 31st day of December, 2023 at twelve o'clock Eastern Standard Time, according to law, and shall on completion of said assessment, date and sign same and shall make out and certify to the Tax Collector of the City of East Providence, who is charged with the duties for the collection of taxes, on or before the 15th day of June, 2024 a complete list of the names of the persons taxed and of the total value of all the real estate and tangible personal property assessed against each person, and also the total amount assessed against each person on said real estate and tangible personal property, opposite the name of the person or persons assessed. Upon receipt of the certified tax list by the Tax Collector, she shall proceed and collect said tax on the persons and estates liable thereof; said tax shall be due and payable on and between the 1st day of June 2024 and the 1st day of July, 2024 and provided further that if said tangible personal property and/or real estate taxes are paid in full on or before the 1st day of July, 2024, a discount of one and one half per centum (1.5%) of the total taxes on said tangible personal property and real estate shall be granted, and all taxes remaining unpaid on the 1st day of July, 2024 shall carry until collected a penalty at the rate of twelve per centum (12%) per annum from the 1st day of June, 2024 upon said unpaid tax, however, said taxes may be paid in four installments; the first installment of twenty-five per centum (25%) on or before the 1st day of July, 2024, the second installment of twenty-five per centum (25%) on or before the 1st day of September, 2024, the third installment of twenty-five per centum (25%) on or before the 1st day of December, 2024 and the fourth installment of twenty-five per centum (25%) on or before the 1st day of March, 2025.

Each installment of taxes if paid on or before the last day of each installment period successively in order shall be free from any charge of interest.

If any succeeding installment of taxes is not paid by the last date of the respective unpaid balance period or periods as they occur, then the whole tax or remaining unpaid balance of the taxes as the case may be shall immediately become due and payable and carry until collected a penalty at the rate of twelve per centum, (12%) per annum.

If any payment of taxes is made by check or electronic fund transfer (EFT) and said check is returned unpaid or said EFT is rejected and the city is assessed a fee from its bank for said bounced check/rejected EFT, a fee in the amount of \$25.00 for a bounced check and a fee in the amount of \$15.00 for a rejected EFT shall be due and owing by said taxpayer and said payment amount shall be added to the bill due and owing by the taxpayer.

SECTION II. That any of said taxes not paid on or before the 1st day of March, 2024 shall forthwith be collected by levy upon the sale of real estate upon which it is assessed and by that or other due process of law in case of assessment upon tangible personal property.

SECTION III. This ordinance shall take effect upon its second passage and all ordinances and parts of ordinances inconsistent herewith are hereby repealed.

Given first passage _____ and referred to _____ at 6:30 p.m. for a hearing and consideration of final passage and adopted _____.

Attest:

City Clerk of the City of East Providence, Rhode Island

STATE OF RHODE ISLAND

CITY OF EAST PROVIDENCE

CHAPTER

**AN ORDINANCE AUTHORIZING THE DIRECTOR OF
FINANCE TO BORROW FUNDS IN ANTICIPATION OF BONDS**

THE COUNCIL OF THE CITY OF EAST PROVIDENCE HEREBY ORDAINS:

SECTION I. The Director of Finance is authorized to borrow during the fiscal year ending October 31, 2024 such sums of money in anticipation of bonds as may be permitted by law for the purpose of meeting the current liabilities and expenses of the City and that the Director of Finance is authorized to issue the note or notes of the City therefore and to refund such note or notes and any bond anticipation notes of a prior year to the extent permitted by law.

SECTION II. This ordinance shall take effect upon its second passage and all ordinances and parts of ordinances inconsistent herewith are hereby repealed.

Given first passage _____ and referred to _____ at 6:30 p.m. for a hearing and consideration of final passage and adopted _____.

Attest:

City Clerk of the City of East Providence, Rhode Island

STATE OF RHODE ISLAND

CITY OF EAST PROVIDENCE

CHAPTER

**AN ORDINANCE AUTHORIZING THE DIRECTOR OF
FINANCE TO BORROW FUNDS IN ANTICIPATION OF TAXES**

THE COUNCIL OF THE CITY OF EAST PROVIDENCE HEREBY ORDAINS:

SECTION I. The Director of Finance is authorized to borrow during the fiscal year ending October 31, 2024 such sums of money in anticipation of the property taxes of the year as may be permitted by law for the purpose of meeting the current liabilities and expenses of the City and that the Director of Finance is authorized to issue the note or notes of the City therefore and to refund such note or notes and any tax anticipation notes of a prior year to the extent permitted by law.

SECTION II. This ordinance shall take effect upon its second passage and all ordinances and parts of ordinances inconsistent herewith are hereby repealed.

Given first passage _____ and referred to _____ at 6:30 p.m. for a hearing and consideration of final passage and adopted _____.

Attest:

City Clerk of the City of East Providence, Rhode Island