

**CITY OF EAST PROVIDENCE  
DOCKET-REGULAR COUNCIL MEETING  
TUESDAY, OCTOBER 22, 2024  
6:30PM  
145 TAUNTON AVENUE-CITY COUNCIL CHAMBERS  
EXECUTIVE SESSION- CONFERENCE ROOM A**

**OPEN SESSION WILL IMMEDIATELY FOLLOW EXECUTIVE SESSION**

**Notice: the meeting will be viewable live at**

<https://www.youtube.com/channel/UC0YEW6s1RpicKR47VMil1LA>

City Council:

Council President, Bob Rodericks – At Large  
Council Vice-President: Frank Rego – Ward 1  
Councilwoman Anna Sousa - Ward 2  
Councilman Frank Fogarty - Ward 3  
Councilman Rick Lawson - Ward 4

City Solicitor, Michael Marcello  
City Clerk, Jill Seppa

**I. CALL TO ORDER**

Roll Call

Fogarty\_\_\_\_\_ Lawson\_\_\_\_\_ Rego\_\_\_\_\_ Sousa\_\_\_\_\_ Rodericks \_\_\_\_\_

**II. SALUTE TO THE FLAG**

**III. EXECUTIVE SESSION**

The City Council of East Providence may meet in Executive Session, pursuant to RIGL §42-46-5 (a)(1)

1. Discussion of the job performance, character ... of a person provided that the person or persons affected have been notified in advance in writing.\City Clerk Employee Agreement

Member	Aye	Nay
Fogarty		
Lawson		
Rego		
Sousa		
Rodericks		

**IV. RECONVENE TO OPEN SESSION**

Fogarty\_\_\_\_\_ Lawson\_\_\_\_\_ Rego\_\_\_\_\_ Sousa\_\_\_\_\_ Rodericks\_\_\_\_\_

**V. MOTION TO SEAL EXECUTIVE SESSION MINUTES**

Member	Aye	Nay
Fogarty		
Lawson		
Rego		
Sousa		
Rodericks		

**VI. CONSENT CALENDAR-For discussion and possible vote**

**A. COUNCIL MEETING MINUTES**

1. August 20, 2024 Regular Meeting Minutes
2. September 3, 2024 Regular Meeting Minutes
3. September 17, 2024 Regular Meeting Minutes
4. September 17, 2024 Executive Meeting Minutes
5. October 1, 2024 Regular Meeting Minutes
6. October 1, 2024 Executive Meeting Minutes
7. October 8, 2024 Regular Meeting Minutes

**B. LETTERS**

1. Notice of New Property Number, 100 East Point Drive (02916), Map 203 Block 01 Parcel 007.100
2. Notice of New Property Number, 102 East Point Drive (02916), Map 203 Block 01 Parcel 007.102
3. Notice of New Property Number, 108 East Point Drive (02916), Map 203 Block 01 Parcel 007.108
4. Notice of New Property Number, 130 East Point Drive (02916), Map 203 Block 01 Parcel 007.130
5. Notice of New Property Number, 132 East Point Drive (02916), Map 203 Block 01 Parcel 007.132
6. Notice of New Property Number, 140 East Point Drive (02916), Map 203 Block 01 Parcel 006.140

**C. TAX ABATEMENTS**

Year	Amount
2024	\$6196.28
Total	\$6196.28

**VIII. LICENSES** - For discussion and possible vote

A. Motion to bundle licenses 1-7

Member	Aye	Nay
Fogarty		
Lawson		
Rego		
Sousa		
Rodericks		

B. Motion to approve licenses

Member	Aye	Nay
Fogarty		
Lawson		
Rego		
Sousa		
Rodericks		

C. NON-PUBLIC HEARING

1. Solicitor License

Applicant: Scott Kaeller

Business: Power Home Remodeling

Business address: 2000 Chapel View Rd (02920)

Member	Aye	Nay
Fogarty		
Lawson		
Rego		
Sousa		
Rodericks		

2. Solicitor License

Applicant: Devon Williams

Business: Power Home Remodeling

Business address:2000 Chapel View Rd (02920)

Member	Aye	Nay
Fogarty		
Lawson		
Rego		
Sousa		
Rodericks		

3. Solicitor License

Applicant: Frank Greene

Business: Power Home Remodeling

Business address:2000 Chapel View Rd (02920)

Member	Aye	Nay
Fogarty		
Lawson		
Rego		
Sousa		
Rodericks		

4. Special Event – One Day

Applicant: Janna Espada

Event: Halloween Party

Location: 40 Oak Ave (02915)

Date & Time: October 26, 2024 6:30pm-11:00pm

Type of entertainment: Music

Member	Aye	Nay
Fogarty		
Lawson		
Rego		
Sousa		
Rodericks		

5. Special Event – One Day  
 Applicant: Michelle Perry/ Library  
 Event: Pumpkin Stroll  
 Location: 41 Grove Ave (02914)  
 Date & Time: October 24, 2024 5:30pm-7:30pm  
 Type of entertainment: lawn event/food trucks

Member	Aye	Nay
Fogarty		
Lawson		
Rego		
Sousa		
Rodericks		

6. Special Event-Class F  
 Applicant: Alexandra Kavanagh/St Mary Bayview Academy  
 Address:3070 Pawtucket Ave (02915)  
 Date & Time: November 21-24, 2024 6:00pm-10:00pm  
 Event: Addams Family Theatre Production

Member	Aye	Nay
Fogarty		
Lawson		
Rego		
Sousa		
Rodericks		

7. **Annual Renewal** of miscellaneous licenses authorization granting to renew subject licenses, excluding alcoholic beverage licenses, for year commencing December 1, 2024 upon application by licensee and approval by Chief of Police and as required by health inspector and other city officials.

Member	Aye	Nay
Fogarty		
Lawson		
Rego		
Sousa		
Rodericks		

8. **Minas Café Entertainment license passed April 2, 2024 subject to 6 month review**  
 Address: 315 Waterman Ave (02914)

**D. PUBLIC HEARING**

**1. Annual Alcoholic Beverage License Renewals**

Please refer to exhibit "A" for business listings

Member	Aye	Nay
Fogarty		
Lawson		
Rego		
Sousa		
Rodericks		

**IX. COMMUNICATIONS**

*Any person who submits a communication to the Council and wishes to speak on it must indicate this in writing no later than 4:00 p.m. the Thursday prior to the next regularly scheduled Council meeting. A person who lists more than one topic on their communication will be allowed to speak on the first one listed.*

1. *Marissa Jenkins – public safety issue with fence abutting Jay Street*

**X. PUBLIC COMMENT**

*All persons wishing to make public comment shall sign a public comment sheet stating their name, address and the subject of their comments. Each speaker will be limited to three (3) minutes. The order of speakers will be on a first come, first serve basis and the maximum time for public comment shall be limited to thirty (30) minutes per meeting.*

**XI. APPOINTMENTS**

1. Mike Kennedy- Crescent Park Advisory Commission appoint to Appointment 1,10/22/24-1/5/27-Councilman Lawson
2. David Luiz- Crescent Park Advisory Commission appoint to Appointment 4,10/22/24-1/5/27- Councilman Lawson
3. Dennis Thibeault- Crescent Park Advisory Commission appoint to Alternate 1,10/22/24-1/5/27-Councilman Lawson
4. Catherine Viera Baker- Crescent Park Advisory Commission appoint to Alternate 2,10/22/24-1/5/27-Councilman Lawson

Member	Aye	Nay
Fogarty		
Lawson		
Rego		
Sousa		
Rodericks		

**XII. COUNCIL MEMBERS**

1. Council requests update on all ARPA funded projects – discuss – Councilman Lawson
  - a. Potter & Burgess Parking Lots
  - b. Pierce Field
  - c. Storefront Improvement Program
  - d. Community Center
  - e. Police Department
  - f. Crescent Park Concession Stand
  - g. Event Pad
  - h. Kent Heights
    - i. Adaptive playground
    - ii. Overall project
  - i. Art Utility Box Project
  - j. Bold Point Park
  - k. Oldham School Business Incubator
  - l. Oldham School physical building updates; roof, windows and doors
  - m. Placemaking- Citywide
  - n. Splash Pad- Riverside

2. Discussion and possible vote on City Council sub-committees- Councilman Lawson

Member	Aye	Nay
Fogarty		
Lawson		
Rego		
Sousa		
Rodericks		

3. Requested report on Glenlyon Field detailed accounting – discuss - Council Vice President Rego
4. City Council Veterans Committee update – discuss – Councilman Lawson
5. Request for detailed breakdown of allocation as awarded to the EP Fire Department (\$3.75 million) Safer Grant Fund – discuss – Council Vice President Rego

**XIII. PUBLIC HEARINGS – Ordinance for final passage - For discussion and possible vote**

1. An Ordinance In Amendment Of Chapter 17 Of The Revised Ordinances Of The City Of East Providence, Rhode Island, 1998, As Amended, Entitled “Utilities”  
*Summary: Sec. 17-183 - 7 calendar day grace period to 7 business days (sewer)*  
*Sponsor: Councilwoman Sousa*

Member	Aye	Nay
Fogarty		
Lawson		
Rego		
Sousa		
Rodericks		

2. An Ordinance In Amendment Of Chapter 17 Of The Revised Ordinances Of The City Of East Providence, Rhode Island, 1998, As Amended, Entitled "Utilities"

*Summary: Sec. 17-36 7 - 7 calendar day grace period to 7 business days (water)*

*Sponsor: Councilwoman Sousa*

Member	Aye	Nay
Fogarty		
Lawson		
Rego		
Sousa		
Rodericks		

**XIV. CONTINUED BUSINESS**

**XV. NEW BUSINESS**

**A. MAYOR COMMUNICATIONS**

**1. Appointment/Reappointment requiring Council Confirmation**

- Matthew Gunnip, appointment to Zoning Board of Review, Ward 2, Appointment 6, Term 5 years. Term 8/21/2024-8/20/2029

Member	Aye	Nay
Fogarty		
Lawson		
Rego		
Sousa		
Rodericks		

**2. Items for announcement/discussion**

- Native American Heritage Month
- September Finance Reports
- Diwali Festival of Lights
- Veterans Day Ceremony, November 11, @ 10 AM, Garden of Flags
- Annual Holiday Celebration Saturday, Dec. 7, 2024 4-7 PM City Hall Plaza; Rain Date Sunday, Dec. 8, 2024



**B. REPORTS OF OTHER CITY OFFICIALS - none**

**C. REPORT OF SCHOOL COMMITTEE LIAISON**

**D. RESOLUTIONS - For discussion and possible vote**

1. **Resolution Authorizing the Expenditure of Funds to Support the East Providence Historical Society's Horse Drawn Holiday Hayride Event** *Sponsor: Council VP Rego*

Member	Aye	Nay
Fogarty		
Lawson		
Rego		
Sousa		
Rodericks		

2. **Resolution Authorizing the Mayor to Enter Into a Contract with Manafort Brothers, Inc. for the Booth Avenue Slope Stabilization Project** *Sponsor: Council President Rodericks*

Member	Aye	Nay
Fogarty		
Lawson		
Rego		
Sousa		
Rodericks		

3. **Resolution Authorizing the Mayor to Enter Into a Contract with Robert H. Lord Company, Inc. for the Design, Purchase and Installation of Library Furnishings** *Sponsor: Council President Rodericks*

Member	Aye	Nay
Fogarty		
Lawson		
Rego		
Sousa		
Rodericks		

4. **Resolution Requesting the Department of Public Works Purchase and Install Place Maker Banners** *Sponsor: Councilwoman Sousa*

Member	Aye	Nay
Fogarty		
Lawson		
Rego		
Sousa		
Rodericks		

**5. Resolution Requesting a Review of All Crosswalk and Pedestrian Crossing Traffic Devices Within the City Sponsor: Councilwoman Sousa**

Member	Aye	Nay
Fogarty		
Lawson		
Rego		
Sousa		
Rodericks		

**6. Resolution Authorizing the Mayor to Purchase the Property Located at 0 Pawtucket Avenue Sponsor : Councilman Fogarty**

Member	Aye	Nay
Fogarty		
Lawson		
Rego		
Sousa		
Rodericks		

**E. INTRODUCTION OF ORDINANCES - For discussion and possible vote**

**1. Ordinance of the City Council of the City of East Providence Appropriating up to \$5,500 for a Scholarship to the East End Theatre & Performing Arts Sponsor: Councilwoman Sousa**

Member	Aye	Nay
Fogarty		
Lawson		
Rego		
Sousa		
Rodericks		

**2. Ordinance - Chapter 2, Adding Article VIII East Providence School Department Capital Improvement Revolving Fund Sponsor: Council President Rodericks**

Member	Aye	Nay
Fogarty		
Lawson		
Rego		
Sousa		
Rodericks		

**XVII. ADJOURNMENT**

Member	Aye	Nay
Fogarty		
Lawson		
Rego		
Sousa		
Rodericks		

If communication assistance is needed or any other accommodations to ensure equal participation, please contact the City Clerk's Office at 401.435.7596 at least 48 hours prior to the meeting date.

## EXHIBIT A

### CLASS A (RETAILER)

Barrington Liquors, Inc.  
Dba Phil Gasbarro Liquors  
618 Warren Avenue  
Broadway Wine & Spirits, Inc.  
dba Liquor Plus  
1015 South Broadway  
Lintop, LLC  
Dba Cliff's Liquors  
191 Willett Avenue  
Cozy Corporation  
dba Brookfield Liquors  
470 North Broadway  
Marvic Enterprises, Inc.  
dba Jordan's Liquors  
199 Taunton Avenue  
McGreens Fine Wine & Spirits, Inc.  
1086 Willett Avenue  
Riverside Liquors, Inc.  
225 Bullocks Point Avenue  
Town Liquor Co., Inc.  
dba Town Wine & Spirits  
179 Newport Avenue

### B-FULL PRIVILEGE (VICTUALING)

Himalayan Spice, LLC  
Dba- SWAD  
187 Willett Ave  
The Outsider Cooking, Co  
Dba- The OUTSIDER  
1055 South Broadway  
Francesca's 2, INC'  
Dba: Francesca's  
525 N Broadway  
Chipotle Mexican Grill of Colorado, LLC  
Dba- Chipotle Mexican Grill  
75 Newport Ave  
Dragon of Riverside, LLC  
Dba: Dragon of Riverside  
181 Willett Ave  
Luna's Café, LLC  
Dba Rhody Hen Café  
615 Waterman Ave  
Baja Fresh Grill III, LLC  
Dba Baja Fresh Grill 3  
75 Highland Ave  
Cigar World, LLC  
Dba Toro's Cigar Bar  
899 Warren Ave  
Taconeando Mexican Style  
181 Willett Ave  
Mina's Café II  
Dba Mina's Café  
315 Waterman Ave  
Sun & Moon Korean Restaurant, INC.  
Dba Sun & Moon  
95 Warren Ave  
Rosa's Tavern, LTD.  
Dba Rosa's  
182 Anthony St  
Honey Bird  
Dba Honey Bird Kitchen & Cocktails  
230 Massasoit Ave  
141 Corp. dba Uncle Tony's Pizza & Pasta  
260 Newport Avenue  
Avenue N Restaurant Group, LLC  
dba Avenue N  
20 Newman Avenue

Rhody Restaurant Group  
dba The Local  
478 Waterman Avenue  
Café Praca  
Dba Café Zara  
132 Taunton Ave  
Cape Verdean Progressive Center  
329 Grosvenor Avenue  
Centre Court Inc., The  
dba The Loft  
55 Hospital Road  
Chelo's of East Providence, Inc.  
911 Warren Avenue  
Chelo's of Newport Avenue, Inc.  
45D Newport Avenue  
Davenport's Bar & Grill, Inc.  
dba Davenport's Restaurant  
1925 Pawtucket Avenue  
DL Enterprises, Inc.  
dba Field House Pub  
305 Lyon Avenue  
DMC Properties, LLC  
Dba BLACK DUCK TAVERN  
31 Warren Avenue  
East Providence Yacht Club, Inc.  
9 Pier Road  
El Azteca Mexican Restaurant, LLC  
dba El Azteca Mexican Restaurant  
335 Newport Avenue  
EBISU Group Corp  
Dba EBISU Restaurant  
250 Warren Avenue  
Hibachi Grill Supreme Buffet, Inc.  
58 Newport Avenue  
Holy Ghost Beneficial Brotherhood of Rhode Island  
51 North Phillips Street  
Holy Ghost Brotherhood of Charity  
59 Brightridge Avenue  
Ichigo Ichi, LLC  
dba Ichigo Ichie  
5 Catamore Boulevard  
Lane Foods Company, LLC  
dba Gregg's Restaurant  
1940 Pawtucket Avenue  
Lee's Restaurant and Lounge, Inc.  
dba Lees Restaurant and Lounge  
376 Bullocks Point Avenue  
Berta's Restaurant Tapas& Bar, Inc  
dba Berta's Red Bridge Tavern  
22 Waterman Avenue  
The Burrito Bowl, LLC  
Dba, Burrito Bowl  
809 Broadway  
Magallan, INC  
Dba El Mariachi  
736 N. Broadway  
MBA Enterprises, LLC  
Dba Bajas  
430 Newport Ave  
Lucky's American Bar & Grille, Inc.  
1175 Warren Avenue  
Milho, Albertino R.  
dba Madeira Restaurant  
288-290 Warren Avenue  
Nulevel Entertainment, LLC  
dba Comedy Connection  
39 Warren Avenue  
Good Ventures Holdings, INC  
Dba Midici Italian Kitchen  
75 Highland Ave

Kailyn Zoe Inc  
Dba Our Place II  
664 Bullocks Pt Ave  
P&G Bowling, Inc.  
dba East Providence Lanes  
80 Newport Avenue  
Paiva's Restaurant Corp.  
dba O'Dinis Restaurant & Tavern  
579 Warren Avenue  
Pepper Dining, Inc.  
dba Chili's Grill & Bar  
50 Highland Avenue  
Portuguese American Athletic Club  
281 Warren Avenue  
Union Square Bistro, LLC  
Dba- Union Square Bistro  
326 Bullocks Pt Ave  
PEHARVEY, LLC  
dba Skeff's East Providence  
507 North Broadway  
Riviera Inn Dining and Banquet Company  
580 North Broadway  
TTLE Restaurant, INC.  
dba Town Pizza & Family Restaurant  
949 Willett Avenue  
Stevie DS Bar & Grille, LLC  
dba Stevie D's Riverside Tavern  
24 Monroe Avenue  
SON OF ITALY, II  
Dba SONS OF ITALY  
The 133 Club, Inc  
dba The 133 Club  
29 Warren Avenue  
Tasquinha Restaurant, Inc.  
dba Tasquinha Restaurant  
218 Warren Avenue  
Tropical Ilhas, Inc.  
472 Waterman Avenue  
Contenders Sports Bar  
535 N Broadway

**C (SALOON)**

Metlinks Golf, LLC  
Dba- Met Links Golf  
500 Veterans Memorial Parkway  
Quattrucci, Carl & Arthur  
dba Monforte's Bar  
493 Waterman Avenue  
Myrtlebank, LLC  
Dba Myrtle  
132-134 Waterman Avenue

**D (CLUB)**

New Agawam, LLC  
15 Roger Williams Avenue  
Columbus Club of Barrington  
1 Viola Avenue  
Columbus Club of East Providence  
3200 Pawtucket Avenue  
East Providence Athletic Club  
118 Mauran Avenue  
East Providence Lodge of Elks 2337  
60 Berkeley Street  
Holy Ghost Brotherhood Mariense  
846 Broadway  
Holy Rosary Band Society  
328 Taunton Ave  
Riverside Post Holding Co., Inc.  
830 Willett Avenue  
Riverside Sportsmans Association  
1 Sportsman Drive  
Squantum Association

Squantum Club  
947 Veterans Memorial Parkway  
Teofilo Braga Club  
26 Teofilo Braga Way  
Trinity Brotherhood  
146 Sutton Avenue  
Wannamoisett Country Club  
96 Hoyt Avenue

**B-LIMITED (VICTUALING)**

Boston House of Pizza, Inc.  
540-542 Taunton Avenue  
Chen, Yun Yan  
dba Mei Sing Chinese Restaurant  
2827 Pawtucket Avenue  
Farnsworth Café, LLC  
dba Farnsworth Café  
302 Willett Avenue  
380 Diner, LLC  
Dba Pazi Place  
378-380 Taunton Avenue  
Yama Fuji 2  
1080 Willett Ave

# MAYORS ITEMS



**City of East Providence**  
**Office of the Mayor**  
Roberto L. DaSilva  
Mayor

October 16, 2024

Bob Rodericks  
Council President  
East Providence City Council  
145 Taunton Ave.  
East Providence, RI 02914

Re: Mayor Communications & Docket items – October 22, 2024 Docket

Dear Council President Rodericks and Members of the Council,  
Please see information below – Mayor Communications and requests of the Administration before the Council: Chief of Staff Patricia Resende.

**1. Appointment/Reappointment requiring Council Confirmation**

- Matthew Gunnip, appointment to Zoning Board of Review, Ward 2, Appointment 6, Term 5 years. Term 8/21/2024-8/20/2029

**2. Appointment not requiring Council Confirmation**

- None

**3. Items for announcement/discussion**

- Native American Heritage Month
- September Finance Reports
- Diwali Festival of Lights
- Veterans Day Ceremony, November 11, @ 10 AM, Garden of Flags
- Annual Holiday Celebration Saturday, Dec. 7, 2024 4-7 PM City Hall Plaza; Rain Date Sunday, Dec. 8, 2024

Roberto L. DaSilva  
Mayor

# City of East Providence Annual Tree Lighting Festival



**When:** Saturday December 7, 2024

**Vendors open:** 4 PM to 7PM

**Santa arrives:** 6 PM

**Where:** City Hall Plaza - 145 Taunton Ave.


Enjoy holiday performances, free hot cocoa, community bonfire, shopping with local artisans, delicious food vendors, Santa's arrival on a firetruck, and more!

**Interested in participating as a vendor?**


Scan the QR code or visit

<https://forms.office.com/g/r8RYWPbss7>

to apply



Vendor applications close  
November 23rd





# Proclamation



For the City of East Providence by His Honor  
Mayor Roberto L. DaSilva

## "Diwali, Festival of Lights"

*WHEREAS, Diwali or Deepavali, is celebrated in autumn of each year by Hindus, Sikhs, Jains, Buddhist and others throughout East Providence; and*

*WHEREAS, Diwali is celebrated by lighting the Diya, or oil lamp, which symbolizes dispelling darkness and bringing light into life with traditional offerings, rituals and festivals; and*

*WHEREAS, Diwali is a festival of lights that includes traditions such as gathering with friends and family for community prayer, exchanging gifts, setting off fireworks, and decorating houses with colorful rangolis; and*

*WHEREAS, Diwali is also the Hindu New Year, and is celebrated on the darkest Day of the Indian Lunar month of Karik, during the new moon; and*

*WHEREAS, for Sikhs, Diwali is the day on which Guru Hargobind, the sixth of 10 founders, was released from confinement by the Mughal Emperor Jehangir; and*

*WHEREAS, for Jains, Diwali symbolizes Lord Mahavira attainment of Nirvana; and*


*WHEREAS, for Hindus, Diwali is the celebration of good triumphing over evil, and that light will prevail over darkness; and*

*WHEREAS, for Buddhists, Diwali represents the day Emperor Ashoka chose the peaceful path of Buddhism over destruction and carnage; and*


*WHEREAS, diversity represents one of our greatest strengths and East Providence join with all those around the world celebrating Diwali.*

**THEREFORE, I, Mayor Roberto L. DaSilva, on behalf of the City of East Providence, recognize the celebration of "Diwali" from October 28<sup>th</sup> to November 3<sup>rd</sup>, 2024 in the City of East Providence.**

*In recognition whereof, I have hereby set my hand and caused the seal of the City of East Providence to be hereunto affixed this 15<sup>th</sup> day of October 2024.*



Roberto L. DaSilva  
Mayor



# Proclamation



*For the City of East Providence by His Honor  
Mayor Roberto L. DaSilva  
"Native American Heritage Month"*

*WHEREAS, during Native American Heritage Month, East Providence recognizes and honors the first people to call this Nation home, while also committing to the collective and institutional work we must continue to embrace as we create a City that respects, values and uplifts indigenous people; and*

*WHEREAS, over the course of the last few years, we celebrated the unveiling of a new mural honoring the Pokanoket tribe, the development of the Mayor's Advisory Council on Indigenous Affairs, and the first intertribal Pow Wow in the City of East Providence; and*

*WHEREAS, while we celebrate these achievements, we remind ourselves that they are but small signs of goodwill and progress in the journey toward truth and healing while we fully educate ourselves on the histories and cultures of the first peoples in order to codesign a future that elevates Native voices and experiences where many of our predecessors sought their eradication; and*

*WHEREAS, the Pokanoket Tribe of the Pokanoket Nation or Pokanoket Confederacy was the largest Indian Nation in the Colonial Times in Southern New England; and*

*WHEREAS, the territories of native peoples in southern New England were fairly extensive and together, numerous tribes and bands formed the Pokanoket Nation; and*

*WHEREAS, in Bristol, Rhode Island, at the head of Narragansett Bay, was Potumtuk (the lookout of Pokanoket) known today as Mount Hope, which was the seat of The Massasoit (Great Leader) of all the Pokanokets; and*

*WHEREAS, during King Philip's War 1675-1678, the colonial government made it illegal for any male 14 years of age or older to call himself Pokanoket or he could be put to death; and*

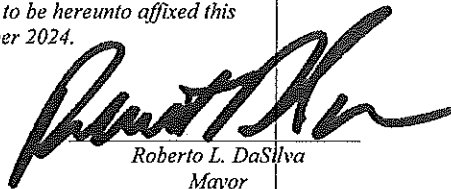
*WHEREAS, the Pokanoket were called Wampanoag from that point on in history, but Wampanoag refers to a nation, not a tribe; and*

*WHEREAS, it is incumbent that we remind ourselves of the price indigenous peoples had to—and continue to—pay as a result of centuries of oppression and we owe it to them to better understand, acknowledge and elevate their place as the first peoples of these lands; and*


*WHEREAS, East Providence commits to the lifelong process of learning more about the diverse Indigenous communities in our City as we work toward truth, justice and accountability for all.*


*THEREFORE, I, Mayor Roberto L. DaSilva, on behalf of the City of East Providence, proclaim that November 2024 be recognized as "Native American Heritage Month" in the City of East Providence.*

*In recognition whereof, I have hereby set my hand and caused the seal of the City of East Providence to be hereunto affixed this  
15<sup>th</sup> day of October 2024.*



Roberto L. DaSilva  
Mayor





*For the City of East Providence by His Honor  
Mayor Roberto L. DaSilva*

***“Diwali, Festival of Lights”***

*WHEREAS, Diwali or Deepavali, is celebrated in autumn of each year by Hindus, Sikhs, Jains, Buddhist and others throughout East Providence; and*

*WHEREAS, Diwali is celebrated by lighting the Diya, or oil lamp, which symbolizes dispelling darkness and bringing light into life with traditional offerings, rituals and festivals; and*

*WHEREAS, Diwali is a festival of lights that includes traditions such as gathering with friends and family for community prayer, exchanging gifts, setting off fireworks, and decorating houses with colorful rangolis; and*

*WHEREAS, Diwali is also the Hindu New Year, and is celebrated on the darkest Day of the Indian Lunar month of Karik, during the new moon; and*

*WHEREAS, for Sikhs, Diwali is the day on which Guru Hargobind, the sixth of 10 founders, was released from confinement by the Mughal Emperor Jehangir; and*

*WHEREAS, for Jains, Diwali symbolizes Lord Mahavira attainment of Nirvana; and*

*WHEREAS, for Hindus, Diwali is the celebration of good triumphing over evil, and that light will prevail over darkness; and*

*WHEREAS, for Buddhists, Diwali represents the day Emperor Ashoka chose the peaceful path of Buddhism over destruction and carnage; and*

*WHEREAS, diversity represents one of our greatest strengths and*

*East Providence join with all those around the world celebrating Diwali.*

***THEREFORE, I, Mayor Roberto L. DaSilva, on behalf of the City of East Providence, recognize the celebration of "Diwali" from October 28<sup>th</sup> to November 3<sup>rd</sup>, 2024 in the City of East Providence.***

*In recognition whereof, I have hereby set my hand and caused the seal of the City of East Providence to be hereunto affixed this 15<sup>th</sup> day of October 2024.*

---

*Roberto L. DaSilva  
Mayor*



City of East Providence  
Office of the Mayor  
Roberto L. DaSilva  
Mayor

October 16, 2024

Bob Rodericks  
Council President  
East Providence City Council  
145 Taunton Ave.  
East Providence, RI 02914

Dear Council President Rodericks:


I hereby nominate for appointment *Matthew Gunnip* to the *Zoning Board of Review* pursuant to Article III Sec. 2-37 of the Charter of the City of East Providence. This appointment for Appointment 6, Ward 2, is nominated by the mayor and subject to approval by the City Council. The term of each seat is five (5) years.

Pursuant to Article II, Division 2 Sec. 19-36

Term: (08/21/2024- 8/20/2029)

On this day, *October 16, 2024*

Sincerely,

  
Roberto L. DaSilva  
Mayor

Jill Seppa  
CC://City Clerk

**City of East Providence, RI**

11000 - General Fund

From 9/1/2024 Through 9/30/2024

\* This report may be affected by Account Level Security

Revenue	Original Budget	Revised Budget	Current Period Actual	Current Year Actual	Total Budget Variance - Revised	% Rcv'd
40005 Non-Utility Taxes	0.00	0.00	0.00	(195.00)	(195.00)	0.00%
40006 Taxes	115,023,418.00	115,023,418.00	6,061,321.60	113,785,827.75	(1,237,590.25)	98.92%
40007 Taxes - Penalty/Interest/Collection	800,000.00	800,000.00	99,957.97	869,033.05	69,033.05	108.62%
40009 Non-Utilization Fee	0.00	0.00	0.00	6,877.50	6,877.50	0.00%
40051 Tax Sale Levy	0.00	0.00	300.00	108,714.03	108,714.03	0.00%
40055 Cleaning & Clearing	0.00	0.00	5,840.41	31,772.05	31,772.05	0.00%
40150 Interest	0.00	0.00	114,851.10	534,413.51	534,413.51	0.00%
40154 Interest - OSIP EP Investments	0.00	0.00	0.00	166,913.96	166,913.96	0.00%
41100 Telephone Tax	587,726.00	587,726.00	0.00	665,189.57	77,463.57	113.18%
41200 Meals	1,398,079.00	1,398,079.00	113,785.00	1,350,183.48	(47,895.52)	96.57%
41300 Hotel	90,672.00	90,672.00	5,970.11	59,087.02	(31,584.98)	65.16%
41400 Pilot	286,807.00	286,807.00	0.00	296,967.40	10,160.40	103.54%
41500 Library Aid	445,181.00	445,181.00	0.00	445,181.00	0.00	100.00%
41600 MV	11,433,478.00	11,433,478.00	0.00	8,575,109.10	(2,858,368.90)	75.00%
41700 School Housing Aid - City	8,736,954.00	8,736,954.00	155,796.50	7,283,181.15	(1,453,772.85)	83.36%
42100 Library Construction Aid	51,900.00	51,900.00	0.00	0.00	(51,900.00)	0.00%
43100 School State Aid	39,186,557.00	39,186,557.00	3,328,565.00	27,141,445.00	(12,045,112.00)	69.26%
43200 School Group Home	0.00	0.00	54,184.00	123,901.00	123,901.00	0.00%
43300 School High Cost Sped	0.00	0.00	80,266.00	183,543.00	183,543.00	0.00%
43500 Medicaid	1,200,000.00	1,200,000.00	0.00	0.00	(1,200,000.00)	0.00%
43700 School Other	1,475,000.00	1,475,000.00	0.00	0.00	(1,475,000.00)	0.00%
44000 General Revenue	6,856,495.00	6,856,495.00	235,000.54	3,490,704.12	(3,365,790.88)	50.91%
44006 Sensys Gatso - Cameras	0.00	0.00	64,751.70	2,603,921.92	2,603,921.92	0.00%
44701 Police Detail	735,000.00	735,000.00	251,476.84	2,182,027.64	1,447,027.64	296.87%
44751 Fire Rescue Billing	2,450,000.00	2,450,000.00	180,006.67	2,472,085.82	22,085.82	100.90%
44902 Sale of City Property	0.00	0.00	0.00	395,742.00	395,742.00	0.00%
44910 Rent - Call Tower	110,000.00	110,000.00	9,008.70	97,170.70	(12,829.30)	88.33%
44911 Rent - Forbes St Solar Project	150,000.00	150,000.00	0.00	74,500.00	(75,500.00)	49.66%
49999 Transfer In	0.00	0.00	0.00	320,126.56	320,126.56	0.00%
<b>Total Revenue</b>	<b>191,017,267.00</b>	<b>191,017,267.00</b>	<b>10,761,082.14</b>	<b>173,263,423.33</b>	<b>(17,753,843.67)</b>	<b>90.71%</b>

**City of East Providence, RI**

\*  
14000 - Waste Water

From 9/1/2024 Through 9/30/2024

\* This report may be affected by Account Level Security

Revenue	Original Budget	Revised Budget	Current Period Actual	Current Year Actual	Total Budget Variance - Revised	% Rcv'd
40050 Service Sewer Facility	1,265,000.00	1,265,000.00	183,151.54	2,003,194.02	738,194.02	158.35%
40060 Service Sewer Consumption	7,551,336.00	7,551,336.00	1,027,829.69	8,773,278.16	1,221,942.16	116.18%
40073 Sewer Interest	5,000.00	5,000.00	0.00	0.00	(5,000.00)	0.00%
40095 Penalty - Harris	75,000.00	75,000.00	6,261.04	80,552.91	5,552.91	107.40%
40110 Sewer Facility	90,000.00	90,000.00	17,474.57	178,977.64	88,977.64	198.86%
40120 Sewer Consumption	3,450,000.00	3,450,000.00	337,509.29	3,459,022.14	9,022.14	100.26%
40121 Sewer Barrington	1,620,000.00	1,620,000.00	0.00	(67,649.00)	(1,687,649.00)	(4.17)%
40150 Interest	30,468.00	30,468.00	29.62	330.42	(30,137.58)	1.08%
40210 WPC Permit	25,000.00	25,000.00	0.00	19,341.74	(5,658.26)	77.36%
40290 Other - Sewer	10,000.00	10,000.00	413.00	17,839.98	7,839.98	178.39%
40300 New Sewer Connection	10,000.00	10,000.00	3,010.00	76,248.00	66,248.00	762.48%
44900 Miscellaneous Revenue	0.00	0.00	0.00	1,233.67	1,233.67	0.00%
<b>Total Revenue</b>	<b>14,131,804.00</b>	<b>14,131,804.00</b>	<b>1,575,678.75</b>	<b>14,542,369.68</b>	<b>410,565.68</b>	<b>102.91%</b>

**City of East Providence, RI**

\*  
12000 - Water

From 9/1/2024 Through 9/30/2024

\* This report may be affected by Account Level Security

Revenue	Original Budget	Revised Budget	Current Period Actual	Current Year Actual	Total Budget Variance - Revised	% Rcv/d
40010 Service Fixed Charge	1,856,484.00	1,856,484.00	169,479.45	1,862,559.14	6,075.14	100.32%
40020 Service Water Consumption	8,940,810.00	8,940,810.00	911,064.57	8,061,027.19	(879,782.81)	90.15%
40030 Service RI Surcharge	306,315.00	306,315.00	33,240.50	294,718.40	(11,596.60)	96.21%
40035 Service RI Surcharge Exempt	0.00	0.00	(4,618.85)	(36,280.47)	(36,280.47)	0.00%
40040 Sales Tax	100,000.00	100,000.00	15,086.17	145,819.08	45,819.08	145.81%
40045 Whole Sale Water	530,832.00	530,832.00	320.44	518,724.07	(12,107.93)	97.71%
40070 Fire Protection	63,775.00	63,775.00	0.00	63,775.00	0.00	100.00%
40080 Service Unapplied Credits	0.00	0.00	0.00	580.57	580.57	0.00%
40090 Other - Water	20,000.00	20,000.00	6,708.69	19,772.38	(227.62)	98.86%
40095 Penalty - Harris	50,349.00	50,349.00	6,004.12	66,785.15	16,436.15	132.64%
40100 New Water Connections	25,000.00	25,000.00	0.00	16,940.00	(8,060.00)	67.76%
40106 Misc Other Charges	0.00	0.00	0.00	200.00	200.00	0.00%
40150 Interest	30,000.00	30,000.00	60.66	68,331.12	38,331.12	227.77%
40410 Sales of Materials	2,500.00	2,500.00	0.00	0.00	(2,500.00)	0.00%
44007 Tax Refunds	0.00	0.00	0.00	(934.10)	(934.10)	0.00%
44270 Water EFT Adjustments	0.00	0.00	(165.00)	(2,760.00)	(2,760.00)	0.00%
44900 Miscellaneous Revenue	12,974.00	12,974.00	200.00	19,172.96	6,198.96	147.77%
<b>Total Revenue</b>	<b>11,939,039.00</b>	<b>11,939,039.00</b>	<b>1,137,380.75</b>	<b>11,098,430.49</b>	<b>(840,608.51)</b>	<b>92.96%</b>



**City of East Providence, RI**

Encumbrance Budget \*

14000 - Waste Water

From 9/1/2024 Through 9/30/2024

\* This report may be affected by Account Level Security

Account Code	Account Title	FY 24 Budget	Current Period Actual	YTD Actual	YTD Enc	Remaining Balance	Percent Total Budget Remaining - Revised
680	Wastewater Facilities - Plant						
51110	Regular Salaries	44,497.00	4,265.88	48,921.03	0.00	(4,424.03)	(9.94)%
51133	Longevity	2,678.00	0.00	65.17	0.00	2,612.83	97.56%
51201	Overtime	0.00	26.54	558.03	0.00	(558.03)	(100.00)%
52101	Health Insurance	7,103.00	502.62	5,349.90	0.00	1,753.10	24.68%
52102	Life Insurance	275.00	14.53	131.14	0.00	143.86	52.31%
52103	Dental Insurance	353.00	26.25	276.65	0.00	76.35	21.62%
52110	Health Coshare	(1,531.00)	0.00	0.00	0.00	(1,531.00)	100.00%
52112	Clothing Allowance	0.00	0.00	40.00	0.00	(40.00)	(100.00)%
52208	Mers Pension	10,421.00	902.22	10,679.98	0.00	(258.98)	(2.48)%
52218	TIAA	472.00	41.38	458.44	0.00	13.56	2.87%
52301	FICA	2,952.00	266.13	3,074.22	0.00	(122.22)	(4.14)%
52302	Medicare	690.00	62.24	718.95	0.00	(28.95)	(4.19)%
52401	Deferred Compensation	433.00	0.00	0.00	0.00	433.00	100.00%
52902	Employee Assistance	11.00	0.00	0.00	0.00	11.00	100.00%
53000	Purchased Professional Services	4,197,016.00	397,412.69	4,410,178.22	290,420.61	(503,582.83)	(11.99)%
55200	Insurance	250,000.00	0.00	346,522.51	0.00	(96,522.51)	(38.60)%
56215	Electricity	452,894.00	59,735.35	565,025.37	0.00	(112,131.37)	(24.75)%
58311	Bond Principal Pmt	1,309,650.00	1,400,723.17	1,400,723.17	0.00	(91,073.17)	(6.95)%
58322	Bond Interest	470,816.00	214,248.04	227,697.84	0.00	243,118.16	51.63%
58599	Bond/Ran/Tan/Rib Fees	75,805.00	34,598.57	67,689.31	0.00	8,115.69	10.70%
<b>Total 680</b>	<b>Wastewater Facilities - Plant</b>	<b>6,824,535.00</b>	<b>2,112,825.61</b>	<b>7,088,109.93</b>	<b>290,420.61</b>	<b>(553,995.54)</b>	<b>(8.12)%</b>
685	Wastewater Facilities - Office						
51110	Regular Salaries	44,497.00	2,401.26	27,199.87	0.00	17,297.13	38.87%
51133	Longevity	2,678.00	0.00	65.16	0.00	2,612.84	97.56%
51201	Overtime	0.00	26.54	552.84	0.00	(552.84)	(100.00)%
52101	Health Insurance	7,103.00	502.62	5,349.81	0.00	1,753.19	24.68%
52102	Life Insurance	275.00	14.52	131.22	0.00	143.78	52.28%
52103	Dental Insurance	353.00	26.25	276.55	0.00	76.45	21.65%
52110	Health Coshare	(1,531.00)	0.00	0.00	0.00	(1,531.00)	100.00%
52112	Clothing Allowance	0.00	0.00	40.00	0.00	(40.00)	(100.00)%
52208	Mers Pension	10,421.00	507.86	5,943.19	0.00	4,477.81	42.96%
52218	TIAA	472.00	22.74	241.32	0.00	230.68	48.87%
52301	FICA	2,952.00	150.52	1,727.17	0.00	1,224.83	41.49%
52302	Medicare	690.00	35.20	403.91	0.00	286.09	41.46%

**City of East Providence, RI**

Encumbrance Budget \*

14000 - Waste Water

From 9/1/2024 Through 9/30/2024

\* This report may be affected by Account Level Security

Account Code	Account Title	FY 24 Budget	Current Period Actual	YTD Actual	YTD Enc	Remaining Balance	Percent Total Budget Remaining - Revised
52401	Deferred Compensation	433.00	0.00	0.00	0.00	433.00	100.00%
52902	Employee Assistance	11.00	0.00	0.00	0.00	11.00	100.00%
53000	Purchased Professional Services	1,070,456.00	99,687.53	1,127,904.71	89,686.57	(147,135.28)	(13.74)%
53705	Postage	35,000.00	0.00	48,320.68	0.00	(13,320.68)	(38.05)%
54310	Repairs - Building	0.00	0.00	0.00	35,613.00	(35,613.00)	(100.00)%
55200	Insurance	250,000.00	0.00	145,171.10	0.00	104,828.90	41.93%
56215	Electricity	250,000.00	19,272.88	253,018.82	0.00	(3,018.82)	(1.20)%
57402	Sewer - NBC	3,500,000.00	327,179.98	3,257,815.80	286,469.87	(44,285.67)	(1.26)%
58311	Bond Principal Pmt	1,481,350.00	1,576,250.00	1,576,250.00	0.00	(94,900.00)	(6.40)%
58322	Bond Interest	554,501.00	220,219.45	445,490.04	0.00	109,010.96	19.65%
58599	Bond/Ran/Tan/Riib Fees	97,608.00	41,279.88	85,442.35	0.00	12,165.65	12.46%
<b>Total 685</b>	<b>Wastewater Facilities - Office</b>	<b>7,307,269.00</b>	<b>2,287,577.23</b>	<b>6,981,344.54</b>	<b>411,769.44</b>	<b>(85,844.98)</b>	<b>(1.17)%</b>
	<b>Total 14000 - Waste Water</b>	<b>14,131,804.00</b>	<b>4,400,402.84</b>	<b>14,069,454.47</b>	<b>702,190.05</b>	<b>(639,840.52)</b>	<b>(4.53)%</b>
<b>Report Total</b>		<b>14,131,804.00</b>	<b>4,400,402.84</b>	<b>14,069,454.47</b>	<b>702,190.05</b>	<b>(639,840.52)</b>	<b>(4.53)%</b>

**City of East Providence, RI**

Encumbrance Budget \*

14000 - Waste Water

From 9/1/2024 Through 9/30/2024

\* This report may be affected by Account Level Security

Account Code	Account Title	FY 24 Budget	Current Period Actual	YTD Actual	YTD Enc	Remaining Balance	Percent Total Budget Remaining - Revised
680	Wastewater Facilities - Plant	6,824,535.00	2,112,825.61	7,088,109.93	290,420.61	(553,995.54)	(8.11)%
685	Wastewater Facilities - Office	7,307,269.00	2,287,577.23	6,981,344.54	411,769.44	(85,844.98)	(1.17)%
	Total 14000 - Waste Water	14,131,804.00	4,400,402.84	14,069,454.47	702,190.05	(639,840.52)	(4.53)%
<b>Report Total</b>		14,131,804.00	4,400,402.84	14,069,454.47	702,190.05	(639,840.52)	(4.53)%

**City of East Providence, RI**

Encumbrance Budget \*

12000 - Water

From 9/1/2024 Through 9/30/2024

\* This report may be affected by Account Level Security

Account Code	Account Title	FY 24 Budget	Current Period Actual	YTD Actual	YTD Enc	Remaining Balance	Percent Total Budget Remaining - Revised
690	Water						
51110	Regular Salaries	1,648,146.00	121,428.02	1,391,208.06	0.00	256,937.94	15.58%
51116	Part Time / Temporary Pay	8,000.00	0.00	0.00	0.00	8,000.00	100.00%
51119	Detail Pay	18,072.00	0.00	0.00	0.00	18,072.00	100.00%
51131	Acting Pay	13,000.00	796.99	9,694.12	0.00	3,305.88	25.42%
51133	Longevity	94,887.00	0.00	1,273.13	0.00	93,613.87	98.65%
51141	Stipends	10,000.00	0.00	5,174.01	0.00	4,825.99	48.25%
51142	Certifications	0.00	0.00	16,471.94	0.00	(16,471.94)	(100.00)%
51201	Overtime	0.00	3,506.57	38,937.27	0.00	(38,937.27)	(100.00)%
51322	Severance Pay	0.00	0.00	2,439.93	0.00	(2,439.93)	(100.00)%
52101	Health Insurance	476,530.00	33,507.26	329,456.24	0.00	147,073.76	30.86%
52102	Life Insurance	10,907.00	967.88	9,520.07	0.00	1,386.93	12.71%
52103	Dental Insurance	20,894.00	1,545.49	15,818.73	0.00	5,075.27	24.29%
52110	Health Coshare	(87,548.00)	(4,274.64)	(45,201.79)	0.00	(42,346.21)	48.36%
52112	Clothing Allowance	800.00	0.00	5,280.00	0.00	(4,480.00)	(560.00)%
52208	Mers Pension	385,036.00	24,806.36	283,531.73	0.00	101,504.27	26.36%
52218	TIAA	17,430.00	927.34	10,669.24	0.00	6,760.76	38.78%
52301	FICA	109,462.00	7,465.82	87,390.61	0.00	22,071.39	20.16%
52302	Medicare	25,600.00	1,746.04	20,438.12	0.00	5,161.88	20.16%
52401	Deferred Compensation	11,691.00	0.00	0.00	0.00	11,691.00	100.00%
52902	Employee Assistance	434.00	0.00	0.00	0.00	434.00	100.00%
53000	Purchased Professional Services	100,117.00	2,006.28	71,295.22	(9,753.41)	38,575.19	38.53%
53705	Postage	58,000.00	131.39	54,993.68	0.00	3,006.32	5.18%
53706	Food	500.00	177.00	1,275.00	0.00	(775.00)	(155.00)%
54326	Maintenance - Pumping Station	60,000.00	600.29	53,146.45	(7,813.02)	14,666.57	24.44%
54327	Lab Services	75,000.00	9,814.09	87,827.27	183.00	(13,010.27)	(17.34)%
54328	River Maintenance	1,000.00	0.00	0.00	0.00	1,000.00	100.00%
54329	RIDH Operating Asst	23,000.00	0.00	22,900.50	0.00	99.50	0.43%
54330	Maintenance - Meters	12,500.00	4,674.22	22,482.61	6,241.84	(16,224.45)	(129.79)%
54331	Maintenance - Hydrants	14,000.00	474.64	2,984.86	487.41	10,527.73	75.19%
54332	Maintenance - Structures/Improv	5,000.00	0.00	6,295.69	0.00	(1,295.69)	(25.91)%
54334	City Services	130,120.00	36,483.80	36,483.80	(36,483.80)	130,120.00	100.00%
54336	Capital - Hydrants	35,000.00	0.00	0.00	0.00	35,000.00	100.00%
54337	Surcharge	301,313.00	25,756.85	184,709.55	0.00	116,603.45	38.69%
54402	Water	3,230,832.00	92.56	2,174,359.05	0.00	1,056,472.95	32.69%
54403	Telephone/Communications	19,000.00	1,608.12	20,942.48	0.00	(1,942.48)	(10.22)%
54601	Rental of Property	25,000.00	0.00	67.64	(96.34)	25,028.70	100.11%

**City of East Providence, RI**

Encumbrance Budget \*

12000 - Water

From 9/1/2024 Through 9/30/2024

\* This report may be affected by Account Level Security

Account Code	Account Title	FY 24 Budget	Current Period Actual	YTD Actual	YTD Enc	Remaining Balance	Percent Total Budget Remaining - Revised
54608	Uniforms & Personal Equipment	4,500.00	0.00	1,378.48	106.45	3,015.07	67.00%
54628	Pipeline Maintenance	75,000.00	3,732.18	17,239.96	132.38	57,627.66	76.83%
54629	Maintenance of Services	80,000.00	1,197.78	105,742.11	(10,860.84)	(14,881.27)	(18.60)%
55111	Vehicals / Maintenance and Fuel	60,000.00	7,392.88	80,893.64	538.57	(21,432.21)	(35.72)%
55200	Insurance	227,413.00	0.00	235,223.43	0.00	(7,810.43)	(3.43)%
55800	Training & Conferences	5,000.00	1,075.00	6,995.00	(1,400.00)	(595.00)	(11.90)%
56100	General Office Expense	2,000.00	209.83	1,808.11	0.00	191.89	9.59%
56102	Small Tools	5,000.00	0.00	200.74	200.74	4,598.52	91.97%
56209	Heating Gas/Oil	18,000.00	76.55	3,999.43	0.00	14,000.57	77.78%
56211	Gas, Oil & Lubricants	5,000.00	0.00	0.00	0.00	5,000.00	100.00%
56215	Electricity	100,000.00	2,307.51	49,079.40	0.00	50,920.60	50.92%
57302	Capital - Vehicle/Outside Equip...	225,000.00	0.00	0.00	0.00	225,000.00	100.00%
57311	Technology Software	69,692.00	0.00	59,467.33	9,000.00	1,224.67	1.75%
57401	Capital - Meter Improvement	400,000.00	0.00	0.00	0.00	400,000.00	100.00%
57403	Repairs - Road	150,000.00	0.00	0.00	0.00	150,000.00	100.00%
57405	Capital - Infrastructure Replace...	1,000,000.00	0.00	0.00	0.00	1,000,000.00	100.00%
57406	Rate Stabilization Fund	100,000.00	0.00	0.00	0.00	100,000.00	100.00%
58102	Dues & Fees	7,500.00	0.00	4,094.95	0.00	3,405.05	45.40%
58311	Bond Principal Pmt	1,376,147.00	2,243,443.60	2,243,443.60	0.00	(867,296.60)	(63.02)%
58322	Bond Interest	709,005.00	365,382.25	571,689.68	0.00	137,315.32	19.36%
58333	RICWFA Fees	103,265.00	54,487.76	100,575.06	0.00	2,689.94	2.60%
58400	Real Estate Taxes	33,334.00	0.00	39,506.01	0.00	(6,172.01)	(18.51)%
58599	Bond/Ran/Tan/Riib Fees	0.00	1,200.00	29,900.00	1,200.00	(31,100.00)	(100.00)%
59999	Transfer Out	0.00	2,600,000.00	2,600,000.00	0.00	(2,600,000.00)	(100.00)%
Total 690	Water	11,609,579.00	5,554,747.71	11,073,102.14	(48,317.02)	584,793.88	5.04%
	Total 12000 - Water	11,609,579.00	5,554,747.71	11,073,102.14	(48,317.02)	584,793.88	5.04%
Report Total		11,609,579.00	5,554,747.71	11,073,102.14	(48,317.02)	584,793.88	5.04%

**City of East Providence, RI**

Encumbrance Budget \*

12000 - Water

From 9/1/2024 Through 9/30/2024

\* This report may be affected by Account Level Security

Account Code	Account Title	FY 24 Budget	Current Period Actual	YTD Actual	YTD Enc	Remaining Balance	Percent Total Budget Remaining - Revised
690	Water	11,609,579.00	5,554,747.71	11,073,102.14	(48,317.02)	584,793.88	5.03%
	Total 12000 - Water	11,609,579.00	5,554,747.71	11,073,102.14	(48,317.02)	584,793.88	5.04%
<b>Report Total</b>		11,609,579.00	5,554,747.71	11,073,102.14	(48,317.02)	584,793.88	5.04%

**City of East Providence, RI**

Encumbrance Budget \*

31100 - Capital Fund

From 11/1/2020 Through 9/30/2024

\* This report may be affected by Account Level Security

Account Code	Account Title	YTD Budget - Original	YTD Budget - Revised	Current Period Actual	YTD Actual	YTD Enc	Budget Remaining	Percent Total Budget Remaining
000	General							
59999	Transfer Out	0.00	0.00	6,328,630.00	6,328,630.00	0.00	(6,328,630.00)	0.00%
Total 000	General	0.00	0.00	6,328,630.00	6,328,630.00	0.00	(6,328,630.00)	0.00%
100	City Council							
62101	Tree Planting Bullocks Point	25,000.00	25,000.00	9,419.00	9,419.00	7,160.00	8,421.00	33.68%
62118	Willett Pond Improvements	125,000.00	125,000.00	43,720.57	43,720.57	81,279.43	0.00	0.00%
Total 100	City Council	150,000.00	150,000.00	53,139.57	53,139.57	88,439.43	8,421.00	5.61%
155	Senior Services							
62416	14 Passenger Bus	110,000.00	110,000.00	59,524.00	59,524.00	0.00	50,476.00	45.89%
Total 155	Senior Services	110,000.00	110,000.00	59,524.00	59,524.00	0.00	50,476.00	45.89%
170	Information Technology							
62419	Cybersecurity Audit	40,000.00	40,000.00	40,820.00	40,820.00	0.00	(820.00)	(2.05)%
62420	Conference Room Upgrades	30,000.00	30,000.00	0.00	0.00	0.00	30,000.00	100.00%
Total 170	Information Technology	70,000.00	70,000.00	40,820.00	40,820.00	0.00	29,180.00	41.69%
270	Treasury							
62302	New Office Carpet	10,000.00	10,000.00	0.00	0.00	10,000.00	0.00	0.00%
Total 270	Treasury	10,000.00	10,000.00	0.00	0.00	10,000.00	0.00	0.00%
300	Planning							
61902	20-Year City Comprehensive Pl...	80,000.00	80,000.00	78,538.13	78,538.13	3,238.51	(1,776.64)	(2.22)%
62019	Arts Grant	45,325.00	45,325.00	34,083.15	34,083.15	0.00	11,241.85	24.80%
62303	Tree Planting	50,000.00	50,000.00	49,841.94	49,841.94	0.00	158.06	0.32%
62304	Public Art	50,000.00	50,000.00	22,611.31	22,611.31	0.00	27,388.69	54.78%
Total 300	Planning	225,325.00	225,325.00	185,074.53	185,074.53	3,238.51	37,011.96	16.43%
550	Public Library							
62305	Weaver Library Painting	50,000.00	50,000.00	43,574.85	43,574.85	0.00	6,425.15	12.85%
Total 550	Public Library	50,000.00	50,000.00	43,574.85	43,574.85	0.00	6,425.15	12.85%

**City of East Providence, RI**

Encumbrance Budget \*

31100 - Capital Fund

From 11/1/2020 Through 9/30/2024

\* This report may be affected by Account Level Security

Account Code	Account Title	YTD Budget - Original	YTD Budget - Revised	Current Period Actual	YTD Actual	YTD Enc	Budget Remaining	Percent Tote Budget Remaining
600	Director of Public Works							
61806	Road Repair/Maint per council	4,203,930.58	4,203,930.58	4,020,697.47	4,020,697.47	183,233.11	0.00	0.00%
<b>Total 600</b>		<b>4,203,930.58</b>	<b>4,203,930.58</b>	<b>4,020,697.47</b>	<b>4,020,697.47</b>	<b>183,233.11</b>	<b>0.00</b>	<b>0.00%</b>
610	Engineering							
62012	Taunton Ave Drainage Improve...	125,000.00	125,000.00	0.00	0.00	125,000.00	0.00	0.00%
62020	Pedestrian Signal Improvements	50,000.00	50,000.00	35,891.57	35,891.57	0.00	14,108.43	28.22%
62204	Two new computers - GIS & Su...	6,000.00	6,000.00	5,527.02	5,527.02	0.00	472.98	7.88%
62306	City Road Improvements	1,000,000.00	1,000,000.00	454,385.70	454,385.70	423,055.60	122,558.70	12.26%
<b>Total 610</b>		<b>1,181,000.00</b>	<b>1,181,000.00</b>	<b>495,804.29</b>	<b>495,804.29</b>	<b>548,055.60</b>	<b>137,140.11</b>	<b>11.61%</b>
630	Highway							
62034	Sabin Point Boat Ramp	30,000.00	30,000.00	37,130.77	37,130.77	0.00	(7,130.77)	(23.77)%
62119	Sidewalks	1,000,000.00	1,000,000.00	750,600.91	750,600.91	249,399.09	0.00	0.00%
62226	3/4 ton pickup w/plow package	45,000.00	45,000.00	44,043.06	44,043.06	0.00	956.94	2.13%
62228	Top dresser PTO	15,000.00	15,000.00	14,999.25	14,999.25	0.00	0.75	0.01%
62229	Irrigation - Pierce field little lea...	40,000.00	40,000.00	9,160.24	9,160.24	39,000.00	(8,160.24)	(20.40)%
62231	Kent Heights Park improvements	200,000.00	200,000.00	180,074.01	180,074.01	19,925.99	0.00	0.00%
62232	Glenlyon Park improvements	150,000.00	150,000.00	54,304.78	54,304.78	75,821.21	19,874.01	13.25%
62234	Tree planting	25,000.00	25,000.00	26,000.00	26,000.00	0.00	(1,000.00)	(4.00)%
62239	KRob Skate Park Repairs/Impro...	0.00	25,000.00	18,672.48	18,672.48	0.00	6,327.52	25.31%
62240	Riverside Recreation Field Impr...	0.00	475,000.00	161,162.63	161,162.63	118,659.00	195,178.37	41.09%
62311	2 Bobcat Articulating Loader w/...	165,000.00	165,000.00	127,242.32	127,242.32	20,538.00	17,219.68	10.44%
62318	Kettle Point Ramp ADA	50,000.00	50,000.00	0.00	0.00	0.00	50,000.00	100.00%
62319	Traffic Calming	150,000.00	100,000.00	80,842.38	80,842.38	9,875.00	9,282.62	9.28%
62320	Glenlyon Field Lights	150,000.00	150,000.00	16,074.84	16,074.84	21,078.00	112,847.16	75.23%
62338	Lyle Bourne Playground	0.00	50,000.00	0.00	0.00	0.00	50,000.00	100.00%
62404	Bucket Truck	90,000.00	90,000.00	35,000.00	35,000.00	55,000.00	0.00	0.00%
62405	JetVac Truck	140,000.00	140,000.00	114,453.00	114,453.00	15,000.00	10,547.00	7.53%
62406	Roll Off Truck	130,000.00	130,000.00	0.00	0.00	124,766.00	5,234.00	4.03%
62407	Application Tanks	70,000.00	70,000.00	65,538.00	65,538.00	4,462.00	0.00	0.00%
62408	Equipment Trailer	25,000.00	25,000.00	19,996.99	19,996.99	0.00	5,003.01	20.01%
62409	Tree Planting	50,000.00	50,000.00	27,835.59	27,835.59	0.00	22,164.41	44.33%
<b>Total 630</b>		<b>2,525,000.00</b>	<b>3,025,000.00</b>	<b>1,783,131.25</b>	<b>1,783,131.25</b>	<b>753,524.29</b>	<b>488,344.46</b>	<b>16.14%</b>



**City of East Providence, RI**

Encumbrance Budget \*

31100 - Capital Fund

From 11/1/2020 Through 9/30/2024

\* This report may be affected by Account Level Security

Account Code	Account Title	YTD Budget - Original	YTD Budget - Revised	Current Period Actual	YTD Actual	YTD Enc	Budget Remaining	Percent Tote Budget Remaining
650	Refuse Disposal							
62307	Recycling Center Check-in Build...	10,000.00	10,000.00	0.00	0.00	9,200.00	800.00	8.00%
<b>Total 650</b>		10,000.00	10,000.00	0.00	0.00	9,200.00	800.00	8.00%
660	Public Buildings							
61916	Weaver House-Exterior Painting...	76,775.60	76,775.60	76,775.60	76,775.60	0.00	0.00	0.00%
61921	Electronic Access System at Cit...	80,000.00	80,000.00	80,668.67	80,668.67	0.00	(668.67)	(0.84)%
61926	Surveillance Cameras at Pierce,...	18,000.00	18,000.00	9,293.74	9,293.74	0.00	8,706.26	48.37%
62210	DPW garage-update heating co...	50,000.00	50,000.00	0.00	0.00	0.00	50,000.00	100.00%
62211	City Hall-new controls HVAC & ...	25,000.00	25,000.00	25,000.00	25,000.00	0.00	0.00	0.00%
62213	City Hall-install of fire proof car...	50,000.00	50,000.00	0.00	0.00	50,000.00	0.00	0.00%
62215	City Hall-new outside LED lighting	30,000.00	30,000.00	7,245.70	7,245.70	0.00	22,754.30	75.85%
62216	(4) Car & truck charging stations	25,000.00	25,000.00	0.00	0.00	0.00	25,000.00	100.00%
62321	Weaver House-Exterior Repairs	120,000.00	120,000.00	73,783.82	73,783.82	26,040.58	20,175.60	16.81%
62322	City Hall - HVAC Upgrades	70,000.00	70,000.00	62,175.00	62,175.00	7,825.00	0.00	0.00%
62323	Citywide Gutter Repairs	30,000.00	30,000.00	9,230.00	9,230.00	11,994.00	8,836.00	29.45%
62411	Plow Truck with Sander	90,000.00	90,000.00	79,938.80	79,938.80	0.00	10,061.20	11.18%
62412	Van for Custodians	35,000.00	35,000.00	35,000.00	35,000.00	0.00	0.00	0.00%
62413	Council Chamber Upgrades	65,000.00	65,000.00	0.00	0.00	0.00	65,000.00	100.00%
<b>Total 660</b>		764,775.60	764,775.60	459,111.33	459,111.33	95,799.58	209,864.69	27.44%
670	Central Garage							
61906	Central Garage-Life & Fire Safe...	150,000.00	150,000.00	87,533.26	87,533.26	60,188.00	2,278.74	1.52%
62219	Fuel MGT system	75,000.00	75,000.00	0.00	0.00	0.00	75,000.00	100.00%
<b>Total 670</b>		225,000.00	225,000.00	87,533.26	87,533.26	60,188.00	77,278.74	34.35%
700	Police							
62220	Police sub station	175,000.00	175,000.00	0.00	0.00	0.00	175,000.00	100.00%
62327	Police Station Boiler Replacement	140,000.00	140,000.00	0.00	0.00	0.00	140,000.00	100.00%
<b>Total 700</b>		315,000.00	315,000.00	0.00	0.00	0.00	315,000.00	100.00%
720	Animal Shelter							
62328	Animal Control HVAC/Water He...	85,000.00	85,000.00	2,014.75	2,014.75	1,936.11	81,049.14	95.35%

**City of East Providence, RI**

Encumbrance Budget \*  
31100 - Capital Fund

From 11/1/2020 Through 9/30/2024

\* This report may be affected by Account Level Security

Account Code	Account Title	YTD Budget - Original	YTD Budget - Revised	Current Period Actual	YTD Actual	YTD Enc	Budget Remaining	Percent Totz Budget Remaining
Total 720	Animal Shelter	85,000.00	85,000.00	2,014.75	2,014.75	1,936.11	81,049.14	95.35%
750	Fire							
62016	Lease Payment for Fire Engine	247,966.00	839,020.43	629,266.29	629,266.29	0.00	209,754.14	25.00%
62222	Replacement of Engine 4 (foam...	200,000.00	200,000.00	0.00	0.00	0.00	200,000.00	100.00%
62329	Final Lease Payments for Ladder...	209,755.00	209,755.00	209,755.43	209,755.43	0.00	(0.43)	(0.00)%
62330	Replacement of Engine 4 - Foa...	200,000.00	200,000.00	0.00	0.00	0.00	200,000.00	100.00%
62331	Replacement of Engine 5	200,000.00	200,000.00	0.00	0.00	0.00	200,000.00	100.00%
62401	Ladder Truck Payment	209,775.00	209,775.00	0.00	0.00	0.00	209,775.00	100.00%
62402	Rescue 3	450,000.00	450,000.00	0.00	0.00	415,200.00	34,800.00	7.73%
Total 750	Fire	1,717,496.00	2,308,550.43	839,021.72	839,021.72	415,200.00	1,054,328.71	45.67%
800	Recreation							
62223	Landscaping and Lighting (Seni...	30,000.00	30,000.00	0.00	0.00	0.00	30,000.00	100.00%
62417	20 Passenger Mini Bus with Lift	70,000.00	70,000.00	70,000.00	70,000.00	0.00	0.00	0.00%
62418	Storage Unit	2,079.00	2,079.00	1,804.70	1,804.70	0.00	274.30	13.19%
Total 800	Recreation	102,079.00	102,079.00	71,804.70	71,804.70	0.00	30,274.30	29.66%
801	Pierce Stadium							
61604	Pierce Field Bathroom Upgrades	22,511.38	22,511.38	2,839.13	2,839.13	0.00	19,672.25	87.39%
62024	Pavilion with Gazebo	75,000.00	75,000.00	65,191.34	65,191.34	0.00	9,808.66	13.08%
62332	Bathroom at Pierce Field Conce...	75,000.00	75,000.00	59,700.00	59,700.00	0.00	15,300.00	20.40%
62334	Pierce Batting Cages	50,000.00	50,000.00	13,990.00	13,990.00	0.00	36,010.00	72.02%
Total 801	Pierce Stadium	222,511.38	222,511.38	141,720.47	141,720.47	0.00	80,790.91	36.31%
840	Parks							
62120	Park Upgrades	175,000.00	175,000.00	214,574.50	214,574.50	0.00	(39,574.50)	(22.61)%
Total 840	Parks	175,000.00	175,000.00	214,574.50	214,574.50	0.00	(39,574.50)	(22.61)%
850	Carousel							
62018	FY23 Crescent Park Concession...	100,000.00	100,000.00	0.00	0.00	0.00	100,000.00	100.00%
62025	Concession Building	150,000.00	150,000.00	54,875.90	54,875.90	72,746.10	22,378.00	14.92%
62117	Carousel Facilities Improvements	150,000.00	150,000.00	0.00	0.00	0.00	150,000.00	100.00%
62235	Carousel-upper window restora...	17,760.00	17,760.00	0.00	0.00	0.00	17,760.00	100.00%

**City of East Providence, RI**

Encumbrance Budget \*

31100 - Capital Fund

From 11/1/2020 Through 9/30/2024

\* This report may be affected by Account Level Security

Account Code	Account Title	YTD Budget - Original	YTD Budget - Revised	Current Period Actual	YTD Actual	YTD Enc	Budget Remaining	Percent Total Budget Remaining
62236	Carousel-reinforce and restore	6,380.00	6,380.00	0.00	0.00	0.00	6,380.00	100.00%
62237	Carousel-building floors (sand ...	10,000.00	10,000.00	0.00	0.00	0.00	10,000.00	100.00%
62241	Enhancements to Crescent Park...	0.00	150,000.00	0.00	0.00	0.00	150,000.00	100.00%
62242	Crescent Park Concession Infra...	0.00	225,000.00	0.00	0.00	0.00	225,000.00	100.00%
62335	Stabilization Phase 2	150,000.00	150,000.00	0.00	0.00	0.00	150,000.00	100.00%
Total 850	Carousel	584,140.00	959,140.00	54,875.90	54,875.90	72,746.10	831,518.00	86.69%
950	School Dept							
62421	Myron J Francis Boiler	130,000.00	130,000.00	0.00	0.00	0.00	130,000.00	100.00%
62422	Gym Curtain	35,000.00	35,000.00	23,959.00	23,959.00	0.00	11,041.00	31.55%
62423	Orlo Playground Fence	52,000.00	52,000.00	20,053.00	20,053.00	0.00	31,947.00	61.44%
Total 950	School Dept	217,000.00	217,000.00	44,012.00	44,012.00	0.00	172,988.00	79.72%
	Total 31100 - Capital Fund	12,943,257.56	14,409,311.99	14,925,064.59	14,925,064.59	2,241,560.73	(2,757,313.33)	(19.14)%
Report Total		12,943,257.56	14,409,311.99	14,925,064.59	14,925,064.59	2,241,560.73	(2,757,313.33)	0.00%

**City of East Providence, RI**

Encumbrance Budget \*

11000 - General Fund

From 9/1/2024 Through 9/30/2024

\* This report may be affected by Account Level Security

Account Code	Account Title	FY 24 Budget	Current Period Actual	YTD Actual	YTD Enc	Remaining Balance	Percent Total Budget Remaining - Revised
100	City Council	193,337.00	1,972.84	121,662.21	6,491.46	65,183.33	33.71%
125	Mayor	496,037.00	36,280.56	412,076.13	1,821.52	82,139.35	16.55%
155	Senior Services	525,437.00	42,158.58	451,538.47	3,801.07	70,097.46	13.34%
170	Information Technology	777,350.00	73,736.85	710,917.51	66,587.01	(154.52)	(0.01)%
200	City Clerk	809,991.00	61,228.23	704,712.44	(204.00)	105,482.56	13.02%
260	Finance	864,126.00	59,112.13	680,745.55	73,199.62	110,180.83	12.75%
270	Treasury	525,698.00	29,503.16	438,050.40	(565.81)	88,213.41	16.78%
290	Assessment	1,151,506.00	34,524.03	579,768.99	410,038.86	161,698.15	14.04%
300	Planning	899,450.00	54,307.99	727,259.88	2,286.90	169,903.22	18.88%
350	Law	426,778.00	34,375.56	350,554.84	(468.74)	76,691.90	17.96%
400	Human Resources	812,072.00	61,752.13	725,804.32	(7,968.26)	94,235.94	11.60%
410	Affirmative Action/Human Services	164,283.00	11,433.63	139,652.37	2,046.20	22,584.43	13.74%
450	Canvassing Authority	313,593.00	46,043.97	245,018.35	(1,615.84)	70,190.49	22.38%
550	Public Library	2,817,844.00	194,658.86	2,264,762.01	(10,715.20)	563,797.19	20.00%
600	Director of Public Works	262,153.00	18,614.91	221,308.24	124.32	40,720.44	15.53%
605	Building Inspection	1,070,824.00	87,679.85	941,274.06	541.21	129,008.73	12.04%
610	Engineering	719,048.00	63,159.07	555,250.74	18,814.00	144,983.26	20.16%
630	Highway	5,406,756.00	399,510.07	4,475,655.25	116,789.10	814,311.65	15.06%
635	Streetslights	580,000.00	24,654.50	195,797.74	22,677.68	361,524.58	62.33%
650	Refuse Disposal	3,743,321.00	280,517.60	2,953,499.52	424,556.73	365,264.75	9.75%
660	Public Buildings	1,440,082.00	114,968.53	1,469,774.32	10,074.00	(39,766.32)	(2.76)%
670	Central Garage	1,005,657.00	94,701.78	861,109.83	13,120.14	131,427.03	13.06%
700	Police	16,705,665.00	1,505,059.72	17,143,555.69	12,013.46	(449,904.15)	(2.69)%
720	Animal Shelter	346,396.00	50,224.33	318,154.25	4,917.40	23,324.35	6.73%
730	Harbormaster	62,030.00	1,656.14	64,352.08	0.00	(2,322.08)	(3.74)%
750	Fire	25,406,716.00	2,212,397.95	22,415,267.62	137,848.51	2,853,599.87	11.23%
760	Public Safety Communications	1,383,037.00	134,636.34	1,168,155.72	19.67	214,861.61	15.53%
800	Recreation	612,295.00	37,424.81	661,533.28	8,709.38	(57,947.66)	(9.46)%
801	Pierce Stadium	136,345.00	9,988.50	60,298.80	(2,545.65)	78,591.85	57.64%
850	Carousel	182,917.00	15,204.39	143,314.54	298.68	39,303.78	21.48%
900	Miscellaneous	7,027,373.00	318,493.58	6,852,027.28	(6,128.80)	181,474.52	2.58%
905	Debt	17,284,112.00	3,935,844.06	14,370,265.19	0.00	2,913,846.81	16.85%
950	School Dept	96,865,038.00	7,565,385.00	85,915,385.00	0.00	10,949,653.00	11.30%
	Total 11000 - General Fund	191,017,267.00	17,611,209.65	169,338,502.62	1,306,564.62	20,372,199.76	10.67%

**City of East Providence, RI**

Encumbrance Budget \*

11000 - General Fund

From 9/1/2024 Through 9/30/2024

\* This report may be affected by Account Level Security

Account Code	Account Title	FY 24 Budget	Current Period Actual	YTD Actual	YTD Enc	Remaining Balance	Percent Total Budget Remaining - Revised
Report Total		191,017,267.00	17,611,209.65	169,338,502.62	1,306,564.62	20,372,199.76	10.67%

**City of East Providence, RI**

Encumbrance Budget \*

11000 - General Fund

From 9/1/2024 Through 9/30/2024

\* This report may be affected by Account Level Security

Account Code	Account Title	FY 24 Budget	Current Period Actual	YTD Actual	YTD Enc	Remaining Balance	Percent Total Budget Remaining - Revised
100	City Council						
51110	Regular Salaries	18,500.00	1,423.02	16,578.18	0.00	1,921.82	10.38%
51116	Part Time / Temporary Pay	2,652.00	0.00	0.00	0.00	2,652.00	100.00%
51141	Stipends	0.00	323.10	3,764.11	0.00	(3,764.11)	(100.00)%
52301	FICA	1,735.00	108.26	1,261.23	0.00	473.77	27.30%
52302	Medicare	0.00	25.32	294.98	0.00	(294.98)	(100.00)%
53000	Purchased Professional Services	89,250.00	0.00	50,605.50	5,900.00	32,744.50	36.68%
53402	Legal Services	70,000.00	0.00	47,120.50	0.00	22,879.50	32.68%
53705	Postage	500.00	0.00	0.00	0.00	500.00	100.00%
54403	Telephone/Communications	0.00	50.53	199.88	0.00	(199.88)	(100.00)%
55001	Public Celebrations	3,200.00	0.00	0.00	0.00	3,200.00	100.00%
56100	General Office Expense	7,500.00	42.61	1,837.83	591.46	5,070.71	67.60%
Total 100	City Council	193,337.00	1,972.84	121,662.21	6,491.46	65,183.33	33.72%
125	Mayor						
51110	Regular Salaries	338,976.00	25,207.96	271,603.35	0.00	67,372.65	19.87%
51116	Part Time / Temporary Pay	0.00	0.00	3,980.50	0.00	(3,980.50)	(100.00)%
51133	Longevity	5,422.00	410.78	3,828.49	0.00	1,593.51	29.38%
51322	Severance Pay	0.00	0.00	6,531.00	0.00	(6,531.00)	(100.00)%
52101	Health Insurance	9,039.00	1,515.72	11,193.12	0.00	(2,154.12)	(23.83)%
52102	Life Insurance	2,273.00	189.45	1,667.16	0.00	605.84	26.65%
52103	Dental Insurance	315.00	77.49	517.81	0.00	(202.81)	(64.38)%
52110	Health Coshare	(1,356.00)	(209.88)	(1,769.62)	0.00	413.62	(30.50)%
52208	Mers Pension	76,078.00	5,418.38	59,999.66	0.00	16,078.34	21.13%
52218	TIAA	3,444.00	256.20	2,754.42	0.00	689.58	20.02%
52301	FICA	21,353.00	1,575.34	17,618.75	0.00	3,734.25	17.48%
52302	Medicare	4,994.00	368.42	4,120.51	0.00	873.49	17.49%
52902	Employee Assistance	83.00	0.00	0.00	0.00	83.00	100.00%
53705	Postage	3,498.00	79.44	3,391.07	0.00	106.93	3.05%
54403	Telephone/Communications	4,000.00	420.38	4,301.50	0.00	(301.50)	(7.53)%
55800	Training & Conferences	0.00	0.00	2,147.80	0.00	(2,147.80)	(100.00)%
56100	General Office Expense	12,000.00	492.71	15,087.92	1,594.52	(4,682.44)	(39.02)%
56101	Office Equipment	7,500.00	0.00	0.00	0.00	7,500.00	100.00%
56211	Gas, Oil & Lubricants	4,000.00	179.17	1,594.85	0.00	2,405.15	60.12%
57301	Repairs - Vehicles	1,000.00	0.00	425.43	0.00	574.57	57.45%
57311	Technology Software	350.00	0.00	0.00	0.00	350.00	100.00%

**City of East Providence, RI**

Encumbrance Budget \*

11000 - General Fund

From 9/1/2024 Through 9/30/2024

\* This report may be affected by Account Level Security

Account Code	Account Title	FY 24 Budget	Current Period Actual	YTD Actual	YTD Enc	Remaining Balance	Percent Total Budget Remaining - Revised
58102	Dues & Fees	3,068.00	299.00	3,082.41	227.00	(241.41)	(7.86)%
Total 125	Mayor	496,037.00	36,280.56	412,076.13	1,821.52	82,139.35	16.56%
155	Senior Services						
51110	Regular Salaries	145,366.00	11,986.96	133,253.93	0.00	12,112.07	8.33%
51116	Part Time / Temporary Pay	221,488.00	12,814.64	163,756.25	0.00	57,731.75	26.06%
51133	Longevity	1,030.00	0.00	0.00	0.00	1,030.00	100.00%
51201	Overtime	0.00	0.00	612.16	0.00	(612.16)	(100.00)%
52101	Health Insurance	42,293.00	3,717.78	39,060.53	0.00	3,232.47	7.64%
52102	Life Insurance	1,111.00	75.78	833.58	0.00	277.42	24.97%
52103	Dental Insurance	1,112.00	157.74	1,740.26	0.00	(628.26)	(56.49)%
52110	Health Coshare	(5,277.00)	(600.56)	(6,633.47)	0.00	1,356.47	(25.70)%
52208	Mers Pension	32,339.00	2,438.16	28,922.20	0.00	3,416.80	10.56%
52218	TIAA	1,464.00	115.28	1,326.31	0.00	137.69	9.40%
52301	FICA	9,077.00	1,486.15	17,850.52	0.00	(8,773.52)	(96.65)%
52302	Medicare	2,123.00	347.58	4,174.74	0.00	(2,051.74)	(96.64)%
52902	Employee Assistance	41.00	0.00	0.00	0.00	41.00	100.00%
53111	Instructors	21,620.00	900.00	11,900.00	2,060.00	7,660.00	35.43%
53300	Professional Development	775.00	438.00	875.03	0.00	(100.03)	(12.90)%
53705	Postage	324.00	26.98	256.62	0.00	67.38	20.79%
54310	Repairs - Building	1,213.00	2,396.45	4,464.25	0.00	(3,251.25)	(268.03)%
54402	Water	1,618.00	518.35	2,905.10	165.65	(1,452.75)	(89.78)%
54403	Telephone/Communications	9,504.00	853.02	9,112.09	0.00	391.91	4.12%
55000	Program Costs	5,500.00	483.98	7,393.03	(328.03)	(1,565.00)	(28.45)%
55800	Training & Conferences	695.00	0.00	697.58	0.00	(2.58)	(0.37)%
56100	General Office Expense	1,680.00	431.68	2,255.10	93.45	(668.55)	(39.79)%
56209	Heating Gas/Oil	10,175.00	162.42	7,435.97	0.00	2,739.03	26.91%
56211	Gas, Oil & Lubricants	3,500.00	524.51	4,399.83	0.00	(899.83)	(25.70)%
56215	Electricity	6,671.00	1,220.08	9,957.60	0.00	(3,286.60)	(49.26)%
57301	Repairs - Vehicles	4,000.00	1,627.45	2,385.46	0.00	1,614.54	40.36%
57305	Repair & Maintenance -Equipm...	2,200.00	36.15	2,603.80	420.00	(823.80)	(37.44)%
57311	Technology Software	3,795.00	0.00	0.00	1,390.00	2,405.00	63.37%
Total 155	Senior Services	525,437.00	42,158.58	451,538.47	3,801.07	70,097.46	13.34%
170	Information Technology						

**City of East Providence, RI**

Encumbrance Budget \*

11000 - General Fund

From 9/1/2024 Through 9/30/2024

\* This report may be affected by Account Level Security

Account Code	Account Title	FY 24 Budget	Current Period Actual	YTD Actual	YTD Enc	Remaining Balance	Percent Total Budget Remaining - Revised
51110	Regular Salaries	323,402.00	25,138.52	266,424.35	0.00	56,977.65	17.61%
51133	Longevity	20,660.00	0.00	0.00	0.00	20,660.00	100.00%
51201	Overtime	3,000.00	0.00	2,981.65	0.00	18.35	0.61%
51322	Severance Pay	0.00	0.00	13,052.55	0.00	(13,052.55)	(100.00)%
52101	Health Insurance	18,077.00	2,616.75	17,463.23	0.00	613.77	3.39%
52102	Life Insurance	1,819.00	151.56	1,553.49	0.00	265.51	14.59%
52103	Dental Insurance	631.00	183.57	965.75	0.00	(334.75)	(53.05)%
52110	Health Coshare	(3,615.00)	(448.12)	(3,113.11)	0.00	(501.89)	13.88%
52208	Mers Pension	76,003.00	5,316.80	58,026.14	0.00	17,976.86	23.65%
52218	TIAA	3,506.00	251.38	2,664.44	0.00	841.56	24.00%
52301	FICA	21,735.00	1,530.80	17,319.46	0.00	4,415.54	20.31%
52302	Medicare	5,083.00	358.02	4,050.57	0.00	1,032.43	20.31%
52401	Deferred Compensation	6,495.00	0.00	0.00	0.00	6,495.00	100.00%
52902	Employee Assistance	66.00	0.00	0.00	0.00	66.00	100.00%
53000	Purchased Professional Services	5,000.00	2,200.00	35,832.00	2,200.00	(33,032.00)	(660.64)%
54320	Supplies - Technology	19,000.00	970.30	18,184.15	(3,134.66)	3,950.51	20.79%
54403	Telephone/Communications	67,000.00	4,883.24	36,527.88	2,616.25	27,855.87	41.57%
55800	Training & Conferences	4,000.00	0.00	3,010.00	0.00	990.00	24.75%
56100	General Office Expense	4,100.00	0.00	1,727.53	21.06	2,351.41	57.35%
57309	Computer Hardware / Electrical	5,000.00	16,672.01	32,311.01	(12,938.67)	(14,372.34)	(287.44)%
57311	Technology Software	195,590.00	13,912.02	201,936.42	77,823.03	(84,169.45)	(43.03)%
58666	Covid-19	798.00	0.00	0.00	0.00	798.00	100.00%
Total 170	Information Technology	777,350.00	73,736.85	710,917.51	66,587.01	(154.52)	(0.02)%
200	City Clerk						
51110	Regular Salaries	434,201.00	32,370.19	396,888.77	0.00	37,312.23	8.59%
51116	Part Time / Temporary Pay	0.00	250.75	1,007.25	0.00	(1,007.25)	(100.00)%
51117	Court Pay	44,942.00	2,886.28	35,552.96	0.00	9,389.04	20.89%
51133	Longevity	22,242.00	0.00	0.00	0.00	22,242.00	100.00%
51201	Overtime	0.00	575.14	1,017.14	0.00	(1,017.14)	(100.00)%
52101	Health Insurance	93,625.00	7,850.25	84,743.31	0.00	8,881.69	9.48%
52102	Life Insurance	2,981.00	248.39	2,732.29	0.00	248.71	8.34%
52103	Dental Insurance	5,446.00	392.97	4,335.55	0.00	1,110.45	20.39%
52110	Health Coshare	(17,571.00)	(1,518.89)	(13,986.23)	0.00	(3,584.77)	20.40%
52208	Mers Pension	103,433.00	6,846.30	86,478.44	0.00	16,954.56	16.39%
52218	TIAA	4,608.00	323.72	3,965.14	0.00	642.86	13.95%



**City of East Providence, RI**

Encumbrance Budget \*

11000 - General Fund

From 9/1/2024 Through 9/30/2024

\* This report may be affected by Account Level Security

Account Code	Account Title	FY 24 Budget	Current Period Actual	YTD Actual	YTD Enc	Remaining Balance	Percent Total Budget Remaining - Revised
52301	FICA	28,568.00	2,127.79	26,232.91	0.00	2,335.09	8.17%
52302	Medicare	6,682.00	497.63	6,135.10	0.00	546.90	8.18%
52401	Deferred Compensation	4,330.00	0.00	0.00	0.00	4,330.00	100.00%
52902	Employee Assistance	116.00	0.00	0.00	0.00	116.00	100.00%
52910	Employee Education/Training	3,000.00	0.00	0.00	0.00	3,000.00	100.00%
53000	Purchased Professional Services	12,325.00	182.10	15,913.25	(1,410.72)	(2,177.53)	(17.66)%
53300	Professional Development	1,500.00	0.00	1,550.00	0.00	(50.00)	(3.33)%
53705	Postage	3,500.00	204.56	2,557.68	0.00	942.32	26.92%
54403	Telephone/Communications	126.00	116.50	1,736.00	0.00	(1,610.00)	(1,277.77)%
55400	Advertising, Printing	30,000.00	3,011.00	27,206.68	746.05	2,047.27	6.82%
55800	Training & Conferences	500.00	0.00	0.00	0.00	500.00	100.00%
56100	General Office Expense	9,125.00	138.55	6,607.47	267.36	2,250.17	24.65%
57305	Repair & Maintenance -Equipm...	900.00	4,725.00	5,228.73	193.31	(4,522.04)	(502.44)%
57311	Technology Software	14,612.00	0.00	8,485.00	0.00	6,127.00	41.93%
58102	Dues & Fees	800.00	0.00	325.00	0.00	475.00	59.37%
<b>Total 200</b>	<b>City Clerk</b>	<b>809,991.00</b>	<b>61,228.23</b>	<b>704,712.44</b>	<b>(204.00)</b>	<b>105,482.56</b>	<b>13.02%</b>
260	Finance						
51110	Regular Salaries	494,554.00	38,690.24	433,584.03	0.00	60,969.97	12.32%
51133	Longevity	16,507.00	0.00	0.00	0.00	16,507.00	100.00%
51141	Stipends	0.00	500.00	5,825.00	0.00	(5,825.00)	(100.00)%
51201	Overtime	0.00	0.00	7,077.69	0.00	(7,077.69)	(100.00)%
51322	Severance Pay	0.00	0.00	2,558.49	0.00	(2,558.49)	(100.00)%
52101	Health Insurance	75,548.00	8,193.42	86,636.53	0.00	(11,088.53)	(14.67)%
52102	Life Insurance	2,627.00	294.70	3,001.73	0.00	(374.73)	(14.26)%
52103	Dental Insurance	4,167.00	420.18	4,422.66	0.00	(255.66)	(6.13)%
52110	Health Coshare	(15,492.00)	(1,185.30)	(12,856.10)	0.00	(2,635.90)	17.01%
52208	Mers Pension	112,893.00	8,288.74	95,252.52	0.00	17,640.48	15.62%
52218	TIAA	5,195.00	391.92	4,370.27	0.00	824.73	15.87%
52301	FICA	32,206.00	2,342.00	26,900.62	0.00	5,305.38	16.47%
52302	Medicare	7,532.00	547.72	6,291.27	0.00	1,240.73	16.47%
52401	Deferred Compensation	8,392.00	0.00	0.00	0.00	8,392.00	100.00%
52902	Employee Assistance	99.00	0.00	0.00	0.00	99.00	100.00%
53000	Purchased Professional Services	20,500.00	0.00	5,100.00	0.00	15,400.00	75.12%
53705	Postage	8,000.00	550.51	7,668.22	0.00	331.78	4.14%
54403	Telephone/Communications	2,200.00	78.00	1,822.37	0.00	377.63	17.16%

**City of East Providence, RI**

Encumbrance Budget \*

11000 - General Fund

From 9/1/2024 Through 9/30/2024

\* This report may be affected by Account Level Security

Account Code	Account Title	FY 24 Budget	Current Period Actual	YTD Actual	YTD Enc	Remaining Balance	Percent Total Budget Remaining - Revised
55800	Training & Conferences	1,500.00	0.00	0.00	0.00	1,500.00	100.00%
56100	General Office Expense	3,500.00	0.00	2,840.75	(73.38)	732.63	20.93%
57305	Repair & Maintenance -Equipm...	500.00	0.00	0.00	0.00	500.00	100.00%
57311	Technology Software	80,148.00	0.00	0.00	73,273.00	6,875.00	8.57%
58102	Dues & Fees	3,550.00	0.00	249.50	0.00	3,300.50	92.97%
<b>Total 260</b>	<b>Finance</b>	<b>864,126.00</b>	<b>59,112.13</b>	<b>680,745.55</b>	<b>73,199.62</b>	<b>110,180.83</b>	<b>12.75%</b>
270	Treasury						
51110	Regular Salaries	273,724.00	17,079.86	196,281.83	0.00	77,442.17	28.29%
51133	Longevity	12,319.00	0.00	0.00	0.00	12,319.00	100.00%
51201	Overtime	1,000.00	0.00	0.00	0.00	1,000.00	100.00%
52101	Health Insurance	62,416.00	2,616.75	28,247.77	0.00	34,168.23	54.74%
52102	Life Insurance	2,071.00	172.61	1,898.71	0.00	172.29	8.31%
52103	Dental Insurance	3,520.00	157.74	1,740.26	0.00	1,779.74	50.56%
52110	Health Coshare	(10,017.00)	(241.56)	(2,438.76)	0.00	(7,578.24)	75.65%
52208	Mers Pension	63,187.00	3,612.38	42,796.76	0.00	20,390.24	32.26%
52218	TIAA	2,882.00	184.18	2,116.10	0.00	765.90	26.57%
52301	FICA	17,869.00	1,034.44	11,877.55	0.00	5,991.45	33.52%
52302	Medicare	4,179.00	241.92	2,777.78	0.00	1,401.22	33.53%
52401	Deferred Compensation	2,165.00	0.00	0.00	0.00	2,165.00	100.00%
52902	Employee Assistance	83.00	0.00	0.00	0.00	83.00	100.00%
53000	Purchased Professional Services	22,000.00	3,408.31	115,864.51	40.55	(93,905.06)	(426.84)%
53705	Postage	32,000.00	745.92	5,735.75	93.14	26,171.11	81.78%
54403	Telephone/Communications	0.00	142.50	1,567.50	0.00	(1,567.50)	(100.00)%
55400	Advertising, Printing	14,000.00	127.80	10,651.76	(640.22)	3,988.46	28.48%
56100	General Office Expense	7,000.00	73.31	2,914.68	(59.28)	4,144.60	59.20%
56101	Office Equipment	5,000.00	0.00	0.00	0.00	5,000.00	100.00%
57305	Repair & Maintenance -Equipm...	2,000.00	0.00	0.00	0.00	2,000.00	100.00%
57309	Computer Hardware / Electrical	0.00	0.00	7,735.20	0.00	(7,735.20)	(100.00)%
57311	Technology Software	8,000.00	75.00	8,145.00	0.00	(145.00)	(1.81)%
58102	Dues & Fees	300.00	72.00	138.00	0.00	162.00	54.00%
<b>Total 270</b>	<b>Treasury</b>	<b>525,698.00</b>	<b>29,503.16</b>	<b>438,050.40</b>	<b>(565.81)</b>	<b>88,213.41</b>	<b>16.78%</b>
290	Assessment						
51110	Regular Salaries	325,147.00	21,809.76	253,504.63	0.00	71,642.37	22.03%

**City of East Providence, RI**

Encumbrance Budget \*

11000 - General Fund

From 9/1/2024 Through 9/30/2024

\* This report may be affected by Account Level Security

Account Code	Account Title	FY 24 Budget	Current Period Actual	YTD Actual	YTD Enc	Remaining Balance	Percent Total Budget Remaining - Revised
51133	Longevity	18,183.00	0.00	569.15	0.00	17,613.85	96.86%
52101	Health Insurance	75,548.00	5,233.50	56,495.54	0.00	19,052.46	25.21%
52102	Life Insurance	2,071.00	172.61	1,898.71	0.00	172.29	8.31%
52103	Dental Insurance	4,167.00	235.23	2,968.04	0.00	1,198.96	28.77%
52110	Health Coshare	(13,095.00)	(705.50)	(8,062.51)	0.00	(5,032.49)	38.43%
52208	Mers Pension	75,841.00	5,401.52	64,881.35	0.00	10,959.65	14.45%
52218	TIAA	3,455.00	222.98	2,590.40	0.00	864.60	25.02%
52301	FICA	21,421.00	1,535.24	17,895.47	0.00	3,525.53	16.45%
52302	Medicare	5,010.00	359.04	4,185.22	0.00	824.78	16.46%
52401	Deferred Compensation	2,165.00	0.00	0.00	0.00	2,165.00	100.00%
52902	Employee Assistance	83.00	0.00	0.00	0.00	83.00	100.00%
52910	Employee Education/Training	3,000.00	0.00	0.00	0.00	3,000.00	100.00%
53000	Purchased Professional Services	601,000.00	47.02	171,500.84	409,562.86	19,936.30	3.31%
53705	Postage	1,000.00	106.40	1,409.73	476.00	(885.73)	(88.57)%
54403	Telephone/Communications	650.00	106.23	1,209.76	0.00	(559.76)	(86.11)%
55400	Advertising, Printing	1,700.00	0.00	730.00	0.00	970.00	57.05%
55800	Training & Conferences	300.00	0.00	0.00	0.00	300.00	100.00%
56100	General Office Expense	600.00	0.00	452.66	0.00	147.34	24.55%
56101	Office Equipment	1,000.00	0.00	0.00	0.00	1,000.00	100.00%
57305	Repair & Maintenance -Equipm...	400.00	0.00	0.00	0.00	400.00	100.00%
57311	Technology Software	21,600.00	0.00	7,395.00	0.00	14,205.00	65.76%
58102	Dues & Fees	260.00	0.00	145.00	0.00	115.00	44.23%
Total 290	Assessment	1,151,506.00	34,524.03	579,768.99	410,038.86	161,698.15	14.04%
300	Planning						
51110	Regular Salaries	535,311.00	35,469.16	453,228.36	0.00	82,082.64	15.33%
51116	Part Time / Temporary Pay	0.00	0.00	202.68	0.00	(202.68)	(100.00)%
51133	Longevity	27,720.00	0.00	0.00	0.00	27,720.00	100.00%
51322	Severance Pay	0.00	0.00	3,497.30	0.00	(3,497.30)	(100.00)%
52101	Health Insurance	106,756.00	7,092.39	94,769.99	0.00	11,986.01	11.22%
52102	Life Insurance	2,905.00	261.02	2,702.82	0.00	202.18	6.95%
52103	Dental Insurance	4,483.00	288.27	3,655.23	0.00	827.77	18.46%
52110	Health Coshare	(21,347.00)	(1,395.18)	(17,716.64)	0.00	(3,630.36)	17.00%
52208	Mers Pension	124,374.00	7,501.70	98,545.53	0.00	25,828.47	20.76%
52218	TIAA	4,646.00	292.58	3,794.31	0.00	851.69	18.33%
52301	FICA	35,445.00	2,100.67	27,034.80	0.00	8,410.20	23.72%

**City of East Providence, RI**

Encumbrance Budget \*

11000 - General Fund

From 9/1/2024 Through 9/30/2024

\* This report may be affected by Account Level Security

Account Code	Account Title	FY 24 Budget	Current Period Actual	YTD Actual	YTD Enc	Remaining Balance	Percent Total Budget Remaining - Revised
52302	Medicare	8,290.00	491.29	6,322.65	0.00	1,967.35	23.73%
52401	Deferred Compensation	8,660.00	0.00	0.00	0.00	8,660.00	100.00%
52902	Employee Assistance	107.00	0.00	0.00	0.00	107.00	100.00%
53000	Purchased Professional Services	19,000.00	200.00	10,001.14	1,792.50	7,206.36	37.92%
53705	Postage	1,500.00	24.40	1,530.00	0.00	(30.00)	(2.00)%
54403	Telephone/Communications	0.00	145.23	2,018.28	0.00	(2,018.28)	(100.00)%
55400	Advertising, Printing	14,500.00	1,437.00	18,280.50	668.00	(4,448.50)	(30.67)%
55401	Advertising - Subdivision	3,000.00	0.00	774.50	0.00	2,225.50	74.18%
55800	Training & Conferences	4,750.00	0.00	489.58	646.58	3,613.84	76.08%
56100	General Office Expense	1,800.00	100.46	1,661.83	99.49	38.68	2.14%
56101	Office Equipment	4,300.00	0.00	4,044.15	28.35	227.50	5.29%
57305	Repair & Maintenance -Equipm...	1,250.00	0.00	0.00	0.00	1,250.00	100.00%
57311	Technology Software	9,000.00	0.00	10,572.87	(948.02)	(624.85)	(6.94)%
58102	Dues & Fees	3,000.00	299.00	1,850.00	0.00	1,150.00	38.33%
Total 300	Planning	899,450.00	54,307.99	727,259.88	2,286.90	169,903.22	18.89%
350	Law						
51110	Regular Salaries	122,168.00	9,397.58	109,462.46	0.00	12,705.54	10.40%
51133	Longevity	9,751.00	0.00	0.00	0.00	9,751.00	100.00%
52101	Health Insurance	0.00	757.86	5,227.34	0.00	(5,227.34)	(100.00)%
52102	Life Insurance	909.00	75.78	833.58	0.00	75.42	8.29%
52103	Dental Insurance	315.00	25.83	285.01	0.00	29.99	9.52%
52110	Health Coshare	0.00	(157.41)	(1,185.21)	0.00	1,185.21	(100.00)%
52208	Mers Pension	29,141.00	1,987.58	23,871.01	0.00	5,269.99	18.08%
52218	TIAA	1,362.00	41.78	486.65	0.00	875.35	64.26%
52301	FICA	8,447.00	572.89	6,713.25	0.00	1,733.75	20.52%
52302	Medicare	1,976.00	133.98	1,569.99	0.00	406.01	20.54%
52401	Deferred Compensation	4,330.00	0.00	0.00	0.00	4,330.00	100.00%
52902	Employee Assistance	33.00	0.00	0.00	0.00	33.00	100.00%
53000	Purchased Professional Services	239,820.00	20,814.00	197,099.10	0.00	42,720.90	17.81%
53705	Postage	500.00	92.68	284.57	0.00	215.43	43.08%
54403	Telephone/Communications	126.00	92.73	1,061.26	0.00	(935.26)	(742.26)%
55800	Training & Conferences	1,000.00	0.00	1,127.67	0.00	(127.67)	(12.76)%
56100	General Office Expense	2,700.00	0.00	469.05	0.00	2,230.95	82.62%
56101	Office Equipment	500.00	0.00	0.00	0.00	500.00	100.00%
56219	Supplies - Cleaning	300.00	0.00	0.00	0.00	300.00	100.00%

**City of East Providence, RI**

Encumbrance Budget \*

11000 - General Fund

From 9/1/2024 Through 9/30/2024

\* This report may be affected by Account Level Security

Account Code	Account Title	FY 24 Budget	Current Period Actual	YTD Actual	YTD Enc	Remaining Balance	Percent Total Budget Remaining - Revised
56400	Books	2,000.00	468.74	2,332.44	(468.74)	136.30	6.81%
57305	Repair & Maintenance -Equipm...	1,000.00	0.00	0.00	0.00	1,000.00	100.00%
58102	Dues & Fees	400.00	71.54	916.67	0.00	(516.67)	(129.16)%
<b>Total 350</b>	<b>Law</b>	<b>426,778.00</b>	<b>34,375.56</b>	<b>350,554.84</b>	<b>(468.74)</b>	<b>76,691.90</b>	<b>17.97%</b>
400	Human Resources						
51110	Regular Salaries	365,216.00	28,515.62	330,653.31	0.00	34,562.69	9.46%
51116	Part Time / Temporary Pay	0.00	0.00	864.00	0.00	(864.00)	(100.00)%
51133	Longevity	13,427.00	0.00	0.00	0.00	13,427.00	100.00%
51201	Overtime	0.00	235.25	3,435.85	0.00	(3,435.85)	(100.00)%
52101	Health Insurance	62,416.00	4,475.64	48,314.44	0.00	14,101.56	22.59%
52102	Life Insurance	2,223.00	185.24	2,037.64	0.00	185.36	8.33%
52103	Dental Insurance	3,204.00	2,869.46	2,869.46	0.00	334.54	10.44%
52110	Health Coshare	(13,547.00)	(619.70)	(7,081.97)	0.00	(6,465.03)	47.72%
52208	Mers Pension	83,642.00	6,031.04	71,920.14	0.00	11,721.86	14.01%
52218	TIAA	3,830.00	324.20	3,745.42	0.00	84.58	2.20%
52301	FICA	23,744.00	1,729.82	20,165.28	0.00	3,578.72	15.07%
52302	Medicare	5,553.00	404.55	4,716.09	0.00	836.91	15.07%
52401	Deferred Compensation	4,330.00	0.00	0.00	0.00	4,330.00	100.00%
52902	Employee Assistance	83.00	0.00	0.00	0.00	83.00	100.00%
53000	Purchased Professional Services	15,000.00	203.55	43,385.53	485.45	(28,870.98)	(192.47)%
53103	Medicaid Penalty	7,500.00	0.00	2,821.60	813.10	3,865.30	51.53%
53300	Professional Development	5,000.00	1,236.00	1,758.90	0.00	3,241.10	64.82%
53501	Adp Fees	157,794.00	16,331.71	159,454.13	0.00	(1,660.13)	(1.05)%
53705	Postage	2,000.00	48.77	835.72	0.00	1,164.28	58.21%
54403	Telephone/Communications	1,020.00	122.97	2,051.70	0.00	(1,031.70)	(101.14)%
54501	Unemployment Insurance	40,000.00	1,649.00	26,207.09	409.57	13,383.34	33.45%
55501	Printing - Forms	250.00	0.00	1,369.94	0.00	(1,119.94)	(447.97)%
55600	Tuition Reimbursement	20,000.00	0.00	0.00	0.00	20,000.00	100.00%
55800	Training & Conferences	2,500.00	0.00	0.00	0.00	2,500.00	100.00%
55815	Training/Recruitment	1,000.00	0.00	0.00	0.00	1,000.00	100.00%
56100	General Office Expense	4,000.00	44.05	4,350.57	266.62	(617.19)	(15.42)%
56101	Office Equipment	700.00	307.98	307.98	(9,943.00)	10,335.02	1,476.43%
57305	Repair & Maintenance -Equipm...	500.00	0.00	0.00	0.00	500.00	100.00%
58102	Dues & Fees	687.00	264.00	1,621.50	0.00	(934.50)	(136.02)%

**City of East Providence, RI**

Encumbrance Budget \*

11000 - General Fund

From 9/1/2024 Through 9/30/2024

\* This report may be affected by Account Level Security

Account Code	Account Title	FY 24 Budget	Current Period Actual	YTD Actual	YTD Enc	Remaining Balance	Percent Total Budget Remaining - Revised
Total 400	Human Resources	812,072.00	61,752.13	725,804.32	(7,968.26)	94,235.94	11.60%
410	Affirmative Action/Human Services						
51110	Regular Salaries	92,974.00	7,509.54	87,470.68	0.00	5,503.32	5.91%
51133	Longevity	7,438.00	0.00	0.00	0.00	7,438.00	100.00%
52101	Health Insurance	22,170.00	1,858.89	20,066.67	0.00	2,103.33	9.48%
52102	Life Insurance	455.00	37.89	416.79	0.00	38.21	8.39%
52103	Dental Insurance	963.00	78.87	870.13	0.00	92.87	9.64%
52110	Health Coshare	(4,433.00)	(343.18)	(3,921.93)	0.00	(511.07)	11.52%
52208	Mers Pension	22,181.00	1,588.26	19,075.20	0.00	3,105.80	14.00%
52218	TIAA	1,026.00	75.10	874.76	0.00	151.24	14.74%
52301	FICA	6,360.00	429.06	5,007.78	0.00	1,352.22	21.26%
52302	Medicare	1,487.00	100.34	1,171.23	0.00	315.77	21.23%
52401	Deferred Compensation	2,165.00	0.00	0.00	0.00	2,165.00	100.00%
52902	Employee Assistance	17.00	0.00	0.00	0.00	17.00	100.00%
54403	Telephone/Communications	980.00	78.87	1,351.89	0.00	(371.89)	(37.94)%
55001	Public Celebrations	5,000.00	0.00	0.00	0.00	5,000.00	100.00%
55800	Training & Conferences	3,000.00	0.00	1,200.00	0.00	1,800.00	60.00%
56100	General Office Expense	1,300.00	19.99	5,989.17	1,966.20	(6,655.37)	(511.95)%
56101	Office Equipment	1,000.00	0.00	0.00	0.00	1,000.00	100.00%
57309	Computer Hardware / Electrical	200.00	0.00	0.00	0.00	200.00	100.00%
58102	Dues & Fees	0.00	0.00	80.00	80.00	(160.00)	(100.00)%
Total 410	Affirmative Action/Human Services	164,283.00	11,433.63	139,652.37	2,046.20	22,584.43	13.75%
450	Canvassing Authority						
51110	Regular Salaries	153,167.00	11,640.92	122,959.39	0.00	30,207.61	19.72%
51116	Part Time / Temporary Pay	0.00	1,192.50	1,192.50	0.00	(1,192.50)	(100.00)%
51120	Boards & Commissions	3,000.00	230.76	2,688.35	0.00	311.65	10.38%
51133	Longevity	8,441.00	0.00	0.00	0.00	8,441.00	100.00%
51201	Overtime	7,000.00	3,598.02	7,570.59	0.00	(570.59)	(8.15)%
51322	Severance Pay	0.00	0.00	2,484.15	0.00	(2,484.15)	(100.00)%
52101	Health Insurance	31,208.00	757.86	8,181.10	0.00	23,026.90	73.78%
52102	Life Insurance	1,263.00	105.25	1,056.71	0.00	206.29	16.33%
52103	Dental Insurance	2,889.00	156.36	1,568.15	0.00	1,320.85	45.71%
52110	Health Coshare	(7,758.00)	(104.94)	(1,199.20)	0.00	(6,558.80)	84.54%
52208	Mers Pension	35,699.00	2,462.06	26,766.05	0.00	8,932.95	25.02%

**City of East Providence, RI**

Encumbrance Budget \*

11000 - General Fund

From 9/1/2024 Through 9/30/2024

\* This report may be affected by Account Level Security

Account Code	Account Title	FY 24 Budget	Current Period Actual	YTD Actual	YTD Enc	Remaining Balance	Percent Total Budget Remaining - Revised
52218	TIAA	1,638.00	128.38	1,368.37	0.00	269.63	16.46%
52301	FICA	10,154.00	1,279.97	9,231.19	0.00	922.81	9.08%
52302	Medicare	2,375.00	299.35	2,158.90	0.00	216.10	9.09%
52401	Deferred Compensation	2,165.00	0.00	0.00	0.00	2,165.00	100.00%
52902	Employee Assistance	50.00	0.00	0.00	0.00	50.00	100.00%
53000	Purchased Professional Services	45,000.00	22,537.50	44,924.00	0.00	76.00	0.16%
53705	Postage	7,000.00	924.75	6,643.75	0.00	356.25	5.08%
54403	Telephone/Communications	252.00	51.50	566.50	0.00	(314.50)	(124.80)%
54600	Rentals	2,100.00	257.10	839.10	(257.10)	1,518.00	72.28%
55400	Advertising, Printing	4,500.00	0.00	3,187.99	(1,122.86)	2,434.87	54.10%
56100	General Office Expense	3,000.00	290.75	2,582.23	0.00	417.77	13.92%
57305	Repair & Maintenance -Equipm...	450.00	235.88	248.53	(235.88)	437.35	97.18%
<b>Total 450</b>	<b>Canvassing Authority</b>	<b>313,593.00</b>	<b>46,043.97</b>	<b>245,018.35</b>	<b>(1,615.84)</b>	<b>70,190.49</b>	<b>22.38%</b>
550	<b>Public Library</b>						
51110	Regular Salaries	1,345,683.00	102,994.00	1,113,684.54	0.00	231,998.46	17.24%
51116	Part Time / Temporary Pay	140,320.00	7,701.50	107,666.75	0.00	32,653.25	23.27%
51133	Longevity	74,841.00	0.00	477.35	0.00	74,363.65	99.36%
51201	Overtime	20,000.00	1,116.09	19,473.93	0.00	526.07	2.63%
51322	Severance Pay	0.00	0.00	4,989.44	0.00	(4,989.44)	(100.00)%
52101	Health Insurance	307,989.00	25,066.47	275,780.63	0.00	32,208.37	10.45%
52102	Life Insurance	9,851.00	719.91	7,721.14	0.00	2,129.86	21.62%
52103	Dental Insurance	13,099.00	940.92	10,140.85	0.00	2,958.15	22.58%
52110	Health Coshare	(55,936.00)	(3,088.10)	(31,998.32)	0.00	(23,937.68)	42.79%
52112	Clothing Allowance	400.00	0.00	0.00	0.00	400.00	100.00%
52208	Mers Pension	313,794.00	21,783.25	241,687.45	0.00	72,106.55	22.97%
52218	TIAA	14,404.00	1,108.14	11,913.06	0.00	2,490.94	17.29%
52301	FICA	89,305.00	6,713.24	74,635.77	0.00	14,669.23	16.42%
52302	Medicare	20,886.00	1,570.03	17,455.14	0.00	3,430.86	16.42%
52401	Deferred Compensation	19,485.00	0.00	0.00	0.00	19,485.00	100.00%
52902	Employee Assistance	380.00	0.00	0.00	0.00	380.00	100.00%
53000	Purchased Professional Services	30,000.00	2,717.72	25,869.62	(748.50)	4,878.88	16.26%
53100	Ocean State Libraries	98,080.00	0.00	67,577.00	0.00	30,503.00	31.10%
53705	Postage	663.00	3.15	314.79	0.00	348.21	52.52%
54300	Repairs & Maintenance	30,000.00	931.00	73,656.34	(11,821.60)	(31,834.74)	(106.11)%
54321	Maintenance - Signal System	7,750.00	676.43	5,850.90	(332.13)	2,231.23	28.79%

**City of East Providence, RI**

Encumbrance Budget \*

11000 - General Fund

From 9/1/2024 Through 9/30/2024

\* This report may be affected by Account Level Security

Account Code	Account Title	FY 24 Budget	Current Period Actual	YTD Actual	YTD Enc	Remaining Balance	Percent Total Budget Remaining - Revised
54402	Water	5,000.00	696.55	5,834.12	0.00	(834.12)	(16.68)%
54403	Telephone/Communications	6,000.00	524.37	14,828.34	(190.14)	(8,638.20)	(143.97)%
55400	Advertising, Printing	6,500.00	298.97	5,239.69	(1,333.68)	2,593.99	39.90%
55800	Training & Conferences	1,200.00	539.10	1,515.24	(16.38)	(298.86)	(24.90)%
56000	Library Materials	150,000.00	16,309.86	129,111.74	3,429.80	17,458.46	11.63%
56100	General Office Expense	8,500.00	475.46	8,978.94	(475.46)	(3.48)	(0.04)%
56209	Heating Gas/Oil	20,500.00	338.82	15,549.85	0.00	4,950.15	24.14%
56215	Electricity	40,000.00	3,920.20	38,209.41	0.00	1,790.59	4.47%
56219	Supplies - Cleaning	4,500.00	601.78	6,139.91	(132.56)	(1,507.35)	(33.49)%
57311	Technology Software	15,000.00	0.00	11,628.39	905.45	2,466.16	16.44%
58102	Dues & Fees	900.00	0.00	830.00	0.00	70.00	7.77%
58311	Bond Principal Pmt	75,000.00	0.00	0.00	0.00	75,000.00	100.00%
58322	Bond Interest	3,750.00	0.00	0.00	0.00	3,750.00	100.00%
<b>Total 550</b>	<b>Public Library</b>	<b>2,817,844.00</b>	<b>194,658.86</b>	<b>2,264,762.01</b>	<b>(10,715.20)</b>	<b>563,797.19</b>	<b>20.01%</b>
<b>600</b>	<b>Director of Public Works</b>						
51110	Regular Salaries	152,544.00	11,734.56	136,683.47	0.00	15,860.53	10.39%
51116	Part Time / Temporary Pay	15,000.00	370.50	6,908.05	0.00	8,091.95	53.94%
51133	Longevity	3,919.00	0.00	0.00	0.00	3,919.00	100.00%
51201	Overtime	0.00	0.00	1,132.13	0.00	(1,132.13)	(100.00)%
52101	Health Insurance	35,472.00	2,974.22	30,892.57	0.00	4,579.43	12.90%
52102	Life Insurance	727.00	60.62	666.82	0.00	60.18	8.27%
52103	Dental Insurance	1,541.00	126.19	1,392.17	0.00	148.83	9.65%
52110	Health Coshare	(7,980.00)	(686.36)	(7,843.85)	0.00	(136.15)	1.70%
52208	Mers Pension	34,563.00	2,481.86	29,807.28	0.00	4,755.72	13.75%
52218	TIAA	1,582.00	138.28	1,610.68	0.00	(28.68)	(1.81)%
52301	FICA	9,808.00	698.42	8,375.43	0.00	1,432.57	14.60%
52302	Medicare	2,294.00	163.34	1,958.77	0.00	335.23	14.61%
52401	Deferred Compensation	1,732.00	0.00	0.00	0.00	1,732.00	100.00%
52902	Employee Assistance	26.00	0.00	0.00	0.00	26.00	100.00%
53705	Postage	75.00	12.40	28.11	0.00	46.89	62.52%
54403	Telephone/Communications	7,100.00	540.88	6,313.80	0.00	786.20	11.07%
55800	Training & Conferences	750.00	0.00	2,052.36	0.00	(1,302.36)	(173.64)%
56100	General Office Expense	500.00	0.00	691.45	(90.68)	(100.77)	(20.15)%
57311	Technology Software	750.00	0.00	0.00	0.00	750.00	100.00%
58102	Dues & Fees	1,750.00	0.00	639.00	215.00	896.00	51.20%



**City of East Providence, RI**

Encumbrance Budget \*

11000 - General Fund

From 9/1/2024 Through 9/30/2024

\* This report may be affected by Account Level Security

Account Code	Account Title	FY 24 Budget	Current Period Actual	YTD Actual	YTD Enc	Remaining Balance	Percent Total Budget Remaining - Revised
Total 600	Director of Public Works	262,153.00	18,614.91	221,308.24	124.32	40,720.44	15.53%
605	Building Inspection						
51110	Regular Salaries	575,635.00	48,964.25	567,406.71	0.00	8,228.29	1.42%
51116	Part Time / Temporary Pay	0.00	0.00	36.00	0.00	(36.00)	(100.00)%
51133	Longevity	35,025.00	0.00	0.00	0.00	35,025.00	100.00%
51141	Stipends	0.00	60.00	699.00	0.00	(699.00)	(100.00)%
51201	Overtime	5,000.00	0.00	0.00	0.00	5,000.00	100.00%
51322	Severance Pay	0.00	11,747.87	11,747.87	0.00	(11,747.87)	(100.00)%
52101	Health Insurance	155,188.00	8,193.42	87,709.34	0.00	67,478.66	43.48%
52102	Life Insurance	3,486.00	252.60	3,157.50	0.00	328.50	9.42%
52103	Dental Insurance	7,704.00	577.92	6,375.92	0.00	1,328.08	17.23%
52110	Health Coshare	(27,298.00)	(1,754.20)	(23,454.34)	0.00	(3,843.66)	14.08%
52112	Clothing Allowance	400.00	0.00	365.00	0.00	35.00	8.75%
52208	Mers Pension	134,895.00	9,418.92	114,151.59	0.00	20,743.41	15.37%
52218	TIAA	5,501.00	483.52	5,684.22	0.00	(183.22)	(3.33)%
52301	FICA	38,423.00	3,338.26	31,337.85	0.00	7,085.15	18.43%
52302	Medicare	8,986.00	780.72	7,329.01	0.00	1,656.99	18.43%
52401	Deferred Compensation	8,660.00	0.00	0.00	0.00	8,660.00	100.00%
52902	Employee Assistance	132.00	0.00	0.00	0.00	132.00	100.00%
53000	Purchased Professional Services	50,000.00	3,445.00	63,843.86	65.00	(13,908.86)	(27.81)%
53705	Postage	14,000.00	1,033.01	7,851.26	0.00	6,148.74	43.91%
54403	Telephone/Communications	5,952.00	522.61	6,505.47	0.00	(553.47)	(9.29)%
55400	Advertising, Printing	4,500.00	246.00	3,575.90	0.00	924.10	20.53%
55800	Training & Conferences	2,000.00	0.00	825.00	476.21	698.79	34.93%
56100	General Office Expense	2,000.00	0.00	4,078.31	0.00	(2,078.31)	(103.91)%
56211	Gas, Oil & Lubricants	1,635.00	281.17	3,013.57	0.00	(1,378.57)	(84.31)%
57301	Repairs - Vehicles	2,000.00	88.78	3,266.16	0.00	(1,266.16)	(63.30)%
57305	Repair & Maintenance -Equipm...	1,000.00	0.00	0.00	0.00	1,000.00	100.00%
57311	Technology Software	33,500.00	0.00	33,866.86	0.00	(366.86)	(1.09)%
58102	Dues & Fees	2,500.00	0.00	1,902.00	0.00	598.00	23.92%
Total 605	Building Inspection	1,070,824.00	87,679.85	941,274.06	541.21	129,008.73	12.05%
610	Engineering						
51110	Regular Salaries	379,007.00	26,686.09	301,714.12	0.00	77,292.88	20.39%
51116	Part Time / Temporary Pay	25,000.00	2,669.04	21,632.20	0.00	3,367.80	13.47%

**City of East Providence, RI**

Encumbrance Budget \*

11000 - General Fund

From 9/1/2024 Through 9/30/2024

\* This report may be affected by Account Level Security

Account Code	Account Title	FY 24 Budget	Current Period Actual	YTD Actual	YTD Enc	Remaining Balance	Percent Total Budget Remaining - Revised
51133	Longevity	22,682.00	0.00	1,042.68	0.00	21,639.32	95.40%
51201	Overtime	12,000.00	424.67	7,777.76	0.00	4,222.24	35.18%
52101	Health Insurance	78,174.00	5,067.62	54,704.86	0.00	23,469.14	30.02%
52102	Life Insurance	2,061.00	171.77	1,431.37	0.00	629.63	30.54%
52103	Dental Insurance	4,104.00	293.71	3,033.09	0.00	1,070.91	26.09%
52110	Health Coshare	(16,519.00)	(1,014.07)	(11,266.36)	0.00	(5,252.64)	31.79%
52112	Clothing Allowance	960.00	0.00	640.00	0.00	320.00	33.33%
52208	Mers Pension	88,733.00	5,644.11	65,956.46	0.00	22,776.54	25.66%
52218	TIAA	4,078.00	225.50	2,281.40	0.00	1,796.60	44.05%
52301	FICA	25,286.00	1,756.77	19,594.81	0.00	5,691.19	22.50%
52302	Medicare	5,914.00	410.86	4,582.66	0.00	1,331.34	22.51%
52401	Deferred Compensation	5,196.00	0.00	0.00	0.00	5,196.00	100.00%
52902	Employee Assistance	79.00	0.00	0.00	0.00	79.00	100.00%
53000	Purchased Professional Services	49,908.00	937.50	33,662.50	19,025.00	(2,779.50)	(5.56)%
53300	Professional Development	3,000.00	1,170.54	2,847.74	0.00	152.26	5.07%
53705	Postage	250.00	147.66	295.12	0.00	(45.12)	(18.04)%
54403	Telephone/Communications	1,100.00	252.50	2,069.88	0.00	(969.88)	(88.17)%
55800	Training & Conferences	800.00	0.00	850.00	0.00	(50.00)	(6.25)%
56100	General Office Expense	1,000.00	49.53	874.77	0.00	125.23	12.52%
56211	Gas, Oil & Lubricants	1,635.00	65.61	701.51	0.00	933.49	57.09%
57301	Repairs - Vehicles	1,000.00	1,105.22	5,584.81	0.00	(4,584.81)	(458.48)%
57305	Repair & Maintenance -Equipm...	2,000.00	428.89	1,642.67	82.84	274.49	13.72%
57311	Technology Software	20,100.00	16,665.55	31,560.29	(293.84)	(11,166.45)	(55.55)%
58102	Dues & Fees	1,500.00	0.00	2,036.40	0.00	(536.40)	(35.76)%
Total 610	Engineering	719,048.00	63,159.07	555,250.74	18,814.00	144,983.26	20.16%
630	Highway						
51110	Regular Salaries	2,511,677.00	176,388.17	2,068,996.00	0.00	442,681.00	17.62%
51116	Part Time / Temporary Pay	75,480.00	6,197.00	43,540.50	0.00	31,939.50	42.31%
51131	Acting Pay	0.00	932.64	14,410.64	0.00	(14,410.64)	(100.00)%
51133	Longevity	142,449.00	0.00	3,644.08	0.00	138,804.92	97.44%
51141	Stipends	2,000.00	0.00	2,000.00	0.00	0.00	0.00%
51142	Certifications	0.00	0.00	36,000.00	0.00	(36,000.00)	(100.00)%
51201	Overtime	120,000.00	2,728.56	90,397.80	0.00	29,602.20	24.66%
51322	Severance Pay	0.00	0.00	16,334.10	0.00	(16,334.10)	(100.00)%
52101	Health Insurance	725,121.00	55,566.57	599,926.94	0.00	125,194.06	17.26%

**City of East Providence, RI**

Encumbrance Budget \*

11000 - General Fund

From 9/1/2024 Through 9/30/2024

\* This report may be affected by Account Level Security

Account Code	Account Title	FY 24 Budget	Current Period Actual	YTD Actual	YTD Enc	Remaining Balance	Percent Total Budget Remaining - Revised
52102	Life Insurance	18,339.00	1,334.57	14,612.91	0.00	3,726.09	20.31%
52103	Dental Insurance	31,694.00	2,254.50	25,265.10	0.00	6,428.90	20.28%
52110	Health Coshare	(130,619.00)	(7,064.58)	(69,925.88)	0.00	(60,693.12)	46.46%
52112	Clothing Allowance	400.00	0.00	16,225.00	0.00	(15,825.00)	(3,956.25)%
52208	Mers Pension	586,296.00	38,450.45	451,856.79	0.00	134,439.21	22.93%
52218	TIAA	26,630.00	1,979.19	23,089.56	0.00	3,540.44	13.29%
52301	FICA	165,107.00	11,018.52	136,581.70	0.00	28,525.30	17.27%
52302	Medicare	38,614.00	2,576.91	31,954.85	0.00	6,659.15	17.24%
52401	Deferred Compensation	6,495.00	0.00	0.00	0.00	6,495.00	100.00%
52902	Employee Assistance	743.00	0.00	0.00	0.00	743.00	100.00%
53000	Purchased Professional Services	75,000.00	10,883.69	110,227.97	1,469.78	(36,697.75)	(48.93)%
53706	Food	2,000.00	0.00	855.00	0.00	1,145.00	57.25%
54310	Repairs - Building	20,000.00	0.00	951.99	0.00	19,048.01	95.24%
54321	Maintenance - Signal System	25,000.00	0.00	12,450.00	0.00	12,550.00	50.20%
54402	Water	53,000.00	17,610.81	64,977.05	(3,096.52)	(8,880.53)	(16.75)%
54403	Telephone/Communications	2,500.00	1,440.42	13,693.31	0.00	(11,193.31)	(447.73)%
54600	Rentals	20,000.00	0.00	38,509.00	0.00	(18,509.00)	(92.54)%
55800	Training & Conferences	1,700.00	0.00	1,699.00	860.00	(859.00)	(50.52)%
56100	General Office Expense	2,500.00	115.60	2,212.15	0.00	287.85	11.51%
56102	Small Tools	15,000.00	2,016.64	18,905.80	(638.09)	(3,267.71)	(21.78)%
56112	Uniform/Apparel Supplies	4,000.00	0.00	2,155.70	0.00	1,844.30	46.10%
56200	Chemicals	45,000.00	107.81	27,747.60	(674.00)	17,926.40	39.83%
56209	Heating Gas/Oil	18,530.00	32.75	379.30	0.00	18,150.70	97.95%
56210	Signs	30,000.00	948.60	29,170.02	430.80	399.18	1.33%
56211	Gas, Oil & Lubricants	109,000.00	9,515.04	110,964.63	0.00	(1,964.63)	(1.80)%
56214	Paint	5,000.00	251.20	8,567.95	(70.00)	(3,497.95)	(69.95)%
56215	Electricity	32,700.00	6,221.69	59,073.68	0.00	(26,373.68)	(80.65)%
56217	Supplies - Nursery	40,000.00	1,479.94	14,621.93	1,516.68	23,861.39	59.65%
56219	Supplies - Cleaning	500.00	0.00	0.00	0.00	500.00	100.00%
56220	Snow Control	200,000.00	0.00	85,154.74	114,845.26	0.00	0.00%
57301	Repairs - Vehicles	200,000.00	15,444.02	209,056.94	0.00	(9,056.94)	(4.52)%
57305	Repair & Maintenance -Equipm...	20,000.00	31,998.40	41,018.62	(3,253.54)	(17,765.08)	(88.82)%
57403	Repairs - Road	150,000.00	9,080.96	112,636.54	5,398.73	31,964.73	21.30%
57404	Repairs - Storm Drains	10,000.00	0.00	1,864.20	0.00	8,135.80	81.35%
58102	Dues & Fees	4,900.00	0.00	3,852.04	0.00	1,047.96	21.38%
Total 630	Highway	5,406,756.00	399,510.07	4,475,655.25	116,789.10	814,311.65	15.06%

**City of East Providence, RI**

Encumbrance Budget \*

11000 - General Fund

From 9/1/2024 Through 9/30/2024

\* This report may be affected by Account Level Security

Account Code	Account Title	FY 24 Budget	Current Period Actual	YTD Actual	YTD Enc	Remaining Balance	Percent Total Budget Remaining - Revised
635	Streetslights						
54300	Repairs & Maintenance	0.00	7,123.09	88,283.59	22,677.68	(110,961.27)	(100.00)%
56215	Electricity	580,000.00	17,531.41	107,514.15	0.00	472,485.85	81.46%
<b>Total 635</b>		580,000.00	24,654.50	195,797.74	22,677.68	361,524.58	62.33%
650	Refuse Disposal						
53705	Postage	100.00	0.00	1.32	0.00	98.68	98.68%
54200	Rubbish Contract	1,724,315.00	138,808.71	1,401,251.79	307,577.04	15,486.17	0.89%
54201	Rubbish Disposal School	57,880.00	0.00	0.00	0.00	57,880.00	100.00%
54202	Rubbish Disposal Costs	1,173,786.00	75,127.53	867,827.65	(20,323.03)	326,281.38	27.79%
54210	Recycling Contract	747,840.00	62,950.00	627,151.00	139,597.04	(18,908.04)	(2.52)%
54211	Hazardous Waste Disposal	6,500.00	175.00	4,984.20	0.00	1,515.80	23.32%
55002	Earth Day Program	750.00	0.00	1,297.59	(194.32)	(353.27)	(47.10)%
55400	Advertising, Printing	4,000.00	0.00	4,201.20	(2,100.00)	1,898.80	47.47%
56100	General Office Expense	150.00	0.00	111.97	0.00	38.03	25.35%
56211	Gas, Oil & Lubricants	10,000.00	942.31	12,048.37	0.00	(2,048.37)	(20.48)%
56212	Operational Supplies	3,000.00	875.00	25,450.90	0.00	(22,450.90)	(748.36)%
57305	Repair & Maintenance -Equipm...	15,000.00	1,639.05	9,173.53	0.00	5,826.47	38.84%
<b>Total 650</b>		3,743,321.00	280,517.60	2,953,499.52	424,556.73	365,264.75	9.76%
660	Public Buildings						
51110	Regular Salaries	577,977.00	42,185.39	548,201.59	0.00	29,775.41	5.15%
51116	Part Time / Temporary Pay	67,400.00	4,968.75	55,052.25	0.00	12,347.75	18.32%
51133	Longevity	24,330.00	0.00	526.48	0.00	23,803.52	97.83%
51201	Overtime	30,000.00	2,234.49	31,845.23	0.00	(1,845.23)	(6.15)%
51322	Severance Pay	0.00	0.00	20,675.92	0.00	(20,675.92)	(100.00)%
52101	Health Insurance	156,041.00	11,568.03	143,862.22	0.00	12,178.78	7.80%
52102	Life Insurance	4,092.00	269.44	2,559.68	0.00	1,532.32	37.44%
52103	Dental Insurance	6,392.00	471.84	5,600.26	0.00	791.74	12.38%
52110	Health Coshare	(25,595.00)	(1,859.15)	(22,565.63)	0.00	(3,029.37)	11.83%
52112	Clothing Allowance	3,600.00	0.00	3,565.00	0.00	35.00	0.97%
52208	Miers Pension	133,050.00	8,864.00	119,258.62	0.00	13,791.38	10.36%
52218	TIAA	6,081.00	456.83	6,056.65	0.00	24.35	0.40%
52301	FICA	37,700.00	2,917.30	39,210.82	0.00	(1,510.82)	(4.00)%
52302	Medicare	8,817.00	682.27	9,157.88	0.00	(340.88)	(3.86)%

**City of East Providence, RI**

Encumbrance Budget \*

11000 - General Fund

From 9/1/2024 Through 9/30/2024

\* This report may be affected by Account Level Security

Account Code	Account Title	FY 24 Budget	Current Period Actual	YTD Actual	YTD Enc	Remaining Balance	Percent Total Budget Remaining - Revised
52401	Deferred Compensation	2,165.00	0.00	0.00	0.00	2,165.00	100.00%
52902	Employee Assistance	165.00	0.00	0.00	0.00	165.00	100.00%
53000	Purchased Professional Services	1,000.00	0.00	1,326.86	0.00	(326.86)	(32.68)%
54300	Repairs & Maintenance	35,650.00	7,513.13	32,712.78	772.69	2,164.53	6.07%
54310	Repairs - Building	130,000.00	15,259.21	255,643.81	1,292.44	(126,936.25)	(97.64)%
54402	Water	15,317.00	626.44	7,656.53	(23.33)	7,683.80	50.16%
54403	Telephone/Communications	15,400.00	308.49	4,523.35	1,856.17	9,020.48	58.57%
55800	Training & Conferences	100.00	0.00	0.00	0.00	100.00	100.00%
56100	General Office Expense	700.00	144.50	501.61	0.00	198.39	28.34%
56102	Small Tools	6,500.00	44.34	2,234.98	2,499.99	1,765.03	27.15%
56112	Uniform/Apparel Supplies	1,750.00	0.00	2,740.32	(1,002.00)	11.68	0.66%
56209	Heating Gas/Oil	43,600.00	127.36	36,716.26	(0.01)	6,883.75	15.78%
56211	Gas, Oil & Lubricants	5,450.00	494.16	6,456.23	0.00	(1,006.23)	(18.46)%
56215	Electricity	119,900.00	14,024.88	119,595.82	0.00	304.18	0.25%
56218	Supplies - Electrical	2,500.00	76.28	1,235.57	0.00	1,264.43	50.57%
56219	Supplies - Cleaning	25,000.00	941.08	23,911.14	4,678.05	(3,589.19)	(14.35)%
57301	Repairs - Vehicles	5,000.00	2,649.47	11,512.09	0.00	(6,512.09)	(130.24)%
Total 660	Public Buildings	1,440,082.00	114,968.53	1,469,774.32	10,074.00	(39,766.32)	(2.76)%
670	Central Garage						
51110	Regular Salaries	539,083.00	42,808.57	466,333.27	0.00	72,749.73	13.49%
51116	Part Time / Temporary Pay	39,000.00	0.00	15,240.00	0.00	23,760.00	60.92%
51131	Acting Pay	0.00	1,026.10	3,650.20	0.00	(3,650.20)	(100.00)%
51133	Longevity	37,462.00	0.00	0.00	0.00	37,462.00	100.00%
51141	Stipends	0.00	0.00	5,500.00	0.00	(5,500.00)	(100.00)%
51201	Overtime	7,000.00	2,567.91	5,503.29	0.00	1,496.71	21.38%
51322	Severance Pay	0.00	15,856.76	15,856.76	0.00	(15,856.76)	(100.00)%
52101	Health Insurance	124,833.00	11,568.03	124,876.65	0.00	(43.65)	(0.03)%
52102	Life Insurance	3,334.00	206.29	2,605.99	0.00	728.01	21.83%
52103	Dental Insurance	4,798.00	471.84	5,205.68	0.00	(407.68)	(8.49)%
52110	Health Coshare	(23,854.00)	(1,379.32)	(15,128.68)	0.00	(8,725.32)	36.57%
52112	Clothing Allowance	800.00	0.00	3,130.00	0.00	(2,330.00)	(291.25)%
52208	Mers Pension	127,359.00	8,928.00	107,871.00	0.00	19,488.00	15.30%
52218	TIAA	5,817.00	472.61	5,540.87	0.00	276.13	4.74%
52301	FICA	36,064.00	3,665.35	30,264.94	0.00	5,799.06	16.07%
52302	Medicare	8,434.00	857.22	7,078.07	0.00	1,355.93	16.07%

**City of East Providence, RI**

Encumbrance Budget \*

11000 - General Fund

From 9/1/2024 Through 9/30/2024

\* This report may be affected by Account Level Security

Account Code	Account Title	FY 24 Budget	Current Period Actual	YTD Actual	YTD Enc	Remaining Balance	Percent Total Budget Remaining - Revised
52401	Deferred Compensation	4,330.00	0.00	0.00	0.00	4,330.00	100.00%
52902	Employee Assistance	132.00	0.00	0.00	0.00	132.00	100.00%
53000	Purchased Professional Services	3,500.00	1,534.00	2,334.35	(198.00)	1,363.65	38.96%
53705	Postage	0.00	0.00	2.79	0.00	(2.79)	(100.00)%
54310	Repairs - Building	3,000.00	0.00	2,218.11	0.00	781.89	26.06%
54402	Water	1,590.00	92.56	1,171.27	0.00	418.73	26.33%
54403	Telephone/Communications	600.00	384.43	4,232.03	0.00	(3,632.03)	(605.33)%
55800	Training & Conferences	500.00	176.13	176.13	0.00	323.87	64.77%
56100	General Office Expense	500.00	387.29	858.20	115.67	(473.87)	(94.77)%
56102	Small Tools	10,000.00	2,756.87	12,535.98	(4,533.65)	1,997.67	19.97%
56112	Uniform/Apparel Supplies	8,000.00	404.94	10,994.36	(956.08)	(2,038.28)	(25.47)%
56115	Medical Supplies	150.00	0.00	0.00	0.00	150.00	100.00%
56209	Heating Gas/Oil	10,900.00	16.36	189.48	0.00	10,710.52	98.26%
56211	Gas, Oil & Lubricants	2,725.00	269.18	3,556.88	0.00	(831.88)	(30.52)%
56215	Electricity	10,900.00	762.20	7,740.07	0.00	3,159.93	28.99%
56219	Supplies - Cleaning	200.00	0.00	0.00	0.00	200.00	100.00%
57301	Repairs - Vehicles	3,000.00	868.46	6,265.31	0.00	(3,265.31)	(108.84)%
57305	Repair & Maintenance -Equipm...	5,500.00	0.00	4,287.15	(2,429.80)	3,642.65	66.23%
57311	Technology Software	29,500.00	0.00	20,716.68	21,042.00	(12,258.68)	(41.55)%
58102	Dues & Fees	500.00	0.00	303.00	80.00	117.00	23.40%
Total 670	Central Garage	1,005,657.00	94,701.78	861,109.83	13,120.14	131,427.03	13.07%
700	Police						
51110	Regular Salaries	7,720,867.00	545,433.50	6,584,992.31	0.00	1,135,874.69	14.71%
51114	Holiday Pay	521,131.00	36,789.97	465,283.35	0.00	55,847.65	10.71%
51116	Part Time / Temporary Pay	0.00	3,398.50	30,413.26	0.00	(30,413.26)	(100.00)%
51117	Court Pay	25,000.00	2,845.62	26,604.38	0.00	(1,604.38)	(6.41)%
51118	School Crossing Guards	179,100.00	18,503.19	169,541.44	0.00	9,558.56	5.33%
51119	Detail Pay	250,000.00	107,247.89	1,089,208.15	0.00	(839,208.15)	(335.68)%
51121	Vin Checks	40,000.00	5,244.09	49,079.78	0.00	(9,079.78)	(22.69)%
51131	Acting Pay	3,500.00	283.17	9,177.48	0.00	(5,677.48)	(162.21)%
51133	Longevity	340,762.00	0.00	1,054.62	0.00	339,707.38	99.69%
51141	Stipends	118,500.00	7,580.00	67,432.00	0.00	51,068.00	43.09%
51143	Accreditation Stipend	0.00	0.00	112,178.56	0.00	(112,178.56)	(100.00)%
51201	Overtime	1,425,000.00	183,497.77	1,981,998.37	0.00	(556,998.37)	(39.08)%
51322	Severance Pay	125,000.00	0.00	284,249.97	0.00	(159,249.97)	(127.39)%

**City of East Providence, RI**

Encumbrance Budget \*

11000 - General Fund

From 9/1/2024 Through 9/30/2024

\* This report may be affected by Account Level Security

Account Code	Account Title	FY 24 Budget	Current Period Actual	YTD Actual	YTD Enc	Remaining Balance	Percent Total Budget Remaining - Revised
52101	Health Insurance	1,639,507.00	140,413.19	1,539,660.53	0.00	99,846.47	6.09%
52102	Life Insurance	44,988.00	3,010.15	37,586.88	0.00	7,401.12	16.45%
52103	Dental Insurance	56,290.00	4,901.97	56,618.89	0.00	(328.89)	(0.58)%
52110	Health Coshare	(324,868.00)	(22,360.00)	(259,391.71)	0.00	(65,476.29)	20.15%
52112	Clothing Allowance	140,250.00	0.00	138,000.00	0.00	2,250.00	1.60%
52208	Mers Pension	71,452.00	5,170.82	62,620.20	0.00	8,831.80	12.36%
52209	Local Pension	3,276,114.00	378,000.00	3,362,000.00	0.00	(85,886.00)	(2.62)%
52218	TIAA	3,235.00	212.36	2,493.19	0.00	741.81	22.93%
52301	FICA	20,055.00	8,029.71	71,995.69	0.00	(51,940.69)	(258.99)%
52302	Medicare	126,788.00	12,722.16	154,862.29	0.00	(28,074.29)	(22.14)%
52902	Employee Assistance	1,642.00	0.00	0.00	0.00	1,642.00	100.00%
53000	Purchased Professional Services	38,575.00	9,124.00	37,997.85	301.99	275.16	0.71%
53300	Professional Development	10,000.00	1,400.00	(3,137.13)	0.00	13,137.13	131.37%
53705	Postage	3,000.00	260.44	1,405.32	0.00	1,594.68	53.15%
53706	Food	2,000.00	160.75	2,144.35	0.00	(144.35)	(7.21)%
54310	Repairs - Building	20,000.00	0.00	20,543.29	(235.70)	(307.59)	(1.53)%
54402	Water	7,100.00	1,641.70	6,483.52	(272.09)	888.57	12.51%
54403	Telephone/Communications	60,000.00	9,646.36	71,304.89	1,826.79	(13,131.68)	(21.88)%
54602	Lease Equipment	9,192.00	1,300.00	13,572.12	1,335.58	(5,715.70)	(62.18)%
55600	Tuition Reimbursement	60,000.00	2,526.19	31,751.27	2,171.95	26,076.78	43.46%
55800	Training & Conferences	20,000.00	0.00	28,467.21	1,444.99	(9,912.20)	(49.56)%
56100	General Office Expense	14,500.00	0.00	18,959.62	714.77	(5,174.39)	(35.68)%
56101	Office Equipment	5,000.00	758.13	3,594.94	(1,354.18)	2,759.24	55.18%
56112	Uniform/Apparel Supplies	45,000.00	2,098.09	34,595.74	2,185.77	8,218.49	18.26%
56209	Heating Gas/Oil	21,800.00	873.80	23,699.49	0.00	(1,899.49)	(8.71)%
56211	Gas, Oil & Lubricants	190,750.00	16,169.91	194,738.88	18.18	(4,007.06)	(2.10)%
56215	Electricity	92,650.00	4,066.93	91,761.27	0.00	888.73	0.95%
56216	Supplies - Police	14,170.00	151.58	13,508.44	828.00	(166.44)	(1.17)%
56219	Supplies - Cleaning	10,000.00	1,252.40	17,288.51	422.73	(7,711.24)	(77.11)%
57301	Repairs - Vehicles	150,000.00	10,465.42	363,431.27	(230.34)	(213,200.93)	(142.13)%
57304	Equipment	20,000.00	2,239.96	16,173.63	3,216.71	609.66	3.04%
57305	Repair & Maintenance -Equipm...	5,000.00	0.00	6,237.40	(85.69)	(1,151.71)	(23.03)%
57311	Technology Software	96,350.00	0.00	104,065.28	(276.00)	(7,439.28)	(7.72)%
58102	Dues & Fees	6,265.00	0.00	7,308.90	0.00	(1,043.90)	(16.66)%
Total 700	Police	16,705,665.00	1,505,059.72	17,143,555.69	12,013.46	(449,904.15)	(2.69)%

**City of East Providence, RI**

Encumbrance Budget \*

11000 - General Fund

From 9/1/2024 Through 9/30/2024

\* This report may be affected by Account Level Security

Account Code	Account Title	FY 24 Budget	Current Period Actual	YTD Actual	YTD Enc	Remaining Balance	Percent Total Budget Remaining - Revised
720	Animal Shelter						
51110	Regular Salaries	150,255.00	11,877.94	120,465.91	0.00	29,789.09	19.82%
51116	Part Time / Temporary Pay	56,810.00	4,757.25	20,438.15	0.00	36,371.85	64.02%
51131	Acting Pay	0.00	0.00	475.44	0.00	(475.44)	(100.00)%
51133	Longevity	4,636.00	0.00	0.00	0.00	4,636.00	100.00%
51143	Accreditation Stipend	0.00	0.00	250.00	0.00	(250.00)	(100.00)%
51201	Overtime	10,000.00	11,653.61	57,719.03	0.00	(47,719.03)	(477.19)%
51322	Severance Pay	0.00	9,085.95	9,085.95	0.00	(9,085.95)	(100.00)%
52101	Health Insurance	27,116.00	3,374.61	18,656.04	0.00	8,459.96	31.19%
52102	Life Insurance	1,212.00	33.68	808.32	0.00	403.68	33.30%
52103	Dental Insurance	946.00	130.53	885.82	0.00	60.18	6.36%
52110	Health Coshare	(6,192.00)	(327.34)	(2,937.09)	0.00	(3,254.91)	52.56%
52112	Clothing Allowance	0.00	0.00	1,200.00	0.00	(1,200.00)	(100.00)%
52208	Mers Pension	34,215.00	2,400.16	25,811.96	0.00	8,403.04	24.55%
52218	TIAA	1,549.00	113.49	1,184.23	0.00	364.77	23.54%
52301	FICA	9,603.00	2,855.87	14,081.00	0.00	(4,478.00)	(46.63)%
52302	Medicare	2,246.00	667.90	3,293.11	0.00	(1,047.11)	(46.62)%
52902	Employee Assistance	50.00	0.00	0.00	0.00	50.00	100.00%
53000	Purchased Professional Services	15,000.00	1,288.57	15,338.25	1,271.82	(1,610.07)	(10.73)%
53705	Postage	50.00	0.97	19.24	0.00	30.76	61.52%
53706	Food	1,500.00	0.00	392.28	6.42	1,101.30	73.42%
54310	Repairs - Building	5,000.00	278.00	5,168.27	2,223.89	(2,392.16)	(47.84)%
54402	Water	1,500.00	187.01	1,291.96	266.38	(58.34)	(3.88)%
54403	Telephone/Communications	1,200.00	0.00	299.40	74.85	825.75	68.81%
55501	Printing - Forms	500.00	0.00	134.00	0.00	366.00	73.20%
55800	Training & Conferences	2,000.00	0.00	0.00	0.00	2,000.00	100.00%
56100	General Office Expense	800.00	0.00	1,100.88	26.98	(327.86)	(40.98)%
56112	Uniform/Apparel Supplies	1,500.00	461.93	1,800.61	0.00	(300.61)	(20.04)%
56209	Heating Gas/Oil	8,000.00	52.63	1,238.91	0.00	6,761.09	84.51%
56211	Gas, Oil & Lubricants	0.00	63.70	484.90	0.00	(484.90)	(100.00)%
56215	Electricity	11,000.00	887.33	15,423.06	0.00	(4,423.06)	(40.20)%
56219	Supplies - Cleaning	3,000.00	370.54	3,260.02	659.46	(919.48)	(30.64)%
57301	Repairs - Vehicles	500.00	0.00	0.00	0.00	500.00	100.00%
57305	Repair & Maintenance -Equipm...	2,000.00	0.00	397.00	0.00	1,603.00	80.15%
57311	Technology Software	400.00	0.00	387.60	387.60	(375.20)	(93.80)%
Total 720	Animal Shelter	346,396.00	50,224.33	318,154.25	4,917.40	23,324.35	6.73%



**City of East Providence, RI**

Encumbrance Budget \*

11000 - General Fund

From 9/1/2024 Through 9/30/2024

\* This report may be affected by Account Level Security

Account Code	Account Title	FY 24 Budget	Current Period Actual	YTD Actual	YTD Enc	Remaining Balance	Percent Total Budget Remaining - Revised
730	Harbormaster						
51116	Part Time / Temporary Pay	30,300.00	1,538.46	19,043.06	0.00	11,256.94	37.15%
52301	FICA	2,180.00	95.38	1,180.62	0.00	999.38	45.84%
52302	Medicare	0.00	22.30	276.03	0.00	(276.03)	(100.00)%
53000	Purchased Professional Services	0.00	0.00	3,250.00	0.00	(3,250.00)	(100.00)%
53705	Postage	200.00	0.00	103.02	0.00	96.98	48.49%
54300	Repairs & Maintenance	14,000.00	0.00	28,064.85	0.00	(14,064.85)	(100.46)%
54403	Telephone/Communications	800.00	0.00	0.00	0.00	800.00	100.00%
56100	General Office Expense	300.00	0.00	0.00	0.00	300.00	100.00%
56211	Gas, Oil & Lubricants	2,500.00	0.00	1,490.50	0.00	1,009.50	40.38%
58104	Docking Fees	11,750.00	0.00	10,944.00	0.00	806.00	6.85%
Total 730	Harbormaster	62,030.00	1,656.14	64,352.08	0.00	(2,322.08)	(3.74)%
750	Fire						
51110	Regular Salaries	8,791,977.00	702,125.34	7,749,746.33	0.00	1,042,230.67	11.85%
51114	Holiday Pay	621,110.00	47,330.73	568,413.45	0.00	52,696.55	8.48%
51116	Part Time / Temporary Pay	68,854.00	1,222.43	22,585.08	0.00	46,268.92	67.19%
51119	Detail Pay	40,000.00	264.96	17,795.99	0.00	22,204.01	55.51%
51131	Acting Pay	180,173.00	13,319.93	203,741.79	0.00	(23,568.79)	(13.08)%
51133	Longevity	357,857.00	0.00	311.71	0.00	357,545.29	99.91%
51141	Stipends	171,800.00	615.40	70,499.18	0.00	101,300.82	58.96%
51201	Overtime	3,287,213.00	304,779.96	3,339,500.48	0.00	(52,287.48)	(1.59)%
51322	Severance Pay	307,465.00	0.00	155,419.33	0.00	152,045.67	49.45%
52101	Health Insurance	1,401,078.00	150,020.97	1,602,773.60	0.00	(201,695.60)	(14.39)%
52102	Life Insurance	35,768.00	2,879.64	32,054.94	0.00	3,713.06	10.38%
52103	Dental Insurance	66,095.00	6,678.75	73,487.37	0.00	(7,392.37)	(11.18)%
52110	Health Coshare	(5,541.00)	(908.91)	(10,921.14)	0.00	5,380.14	(97.09)%
52112	Clothing Allowance	251,800.00	0.00	243,350.00	0.00	8,450.00	3.35%
52208	Mers Pension	48,940.00	3,428.35	41,066.60	0.00	7,873.40	16.08%
52209	Local Pension	7,655,179.00	885,000.00	6,742,000.00	0.00	913,179.00	11.92%
52218	TIAA	1,784.00	176.40	2,049.92	0.00	(265.92)	(14.90)%
52301	FICA	14,018.00	3,438.71	15,495.23	0.00	(1,477.23)	(10.53)%
52302	Medicare	147,214.00	14,628.20	168,859.00	0.00	(21,645.00)	(14.70)%
52902	Employee Assistance	1,947.00	0.00	0.00	0.00	1,947.00	100.00%
53000	Purchased Professional Services	308,500.00	16,050.76	220,085.01	0.00	88,414.99	28.65%
53705	Postage	1,700.00	9.64	369.68	0.00	1,330.32	78.25%

**City of East Providence, RI**

Encumbrance Budget \*

11000 - General Fund

From 9/1/2024 Through 9/30/2024

\* This report may be affected by Account Level Security

Account Code	Account Title	FY 24 Budget	Current Period Actual	YTD Actual	YTD Enc	Remaining Balance	Percent Total Budget Remaining - Revised
54310	Repairs - Building	163,000.00	4,049.34	95,667.88	5,780.61	61,551.51	37.76%
54321	Maintenance - Signal System	1,000.00	0.00	0.00	0.00	1,000.00	100.00%
54402	Water	24,250.00	1,625.62	19,713.81	614.83	3,921.36	16.17%
54403	Telephone/Communications	108,200.00	5,234.89	80,318.53	(165.94)	28,047.41	25.92%
54600	Rentals	11,000.00	0.00	0.00	0.00	11,000.00	100.00%
55400	Advertising, Printing	2,500.00	0.00	0.00	0.00	2,500.00	100.00%
55600	Tuition Reimbursement	30,000.00	0.00	6,918.54	0.00	23,081.46	76.93%
55800	Training & Conferences	22,000.00	49.17	8,805.46	0.00	13,194.54	59.97%
55811	Unreimbursed Medical	102,750.00	152.00	5,912.00	99,120.00	(2,282.00)	(2.22)%
56100	General Office Expense	8,500.00	106.87	3,900.07	0.00	4,599.93	54.11%
56101	Office Equipment	0.00	168.19	2,090.09	0.00	(2,090.09)	(100.00)%
56103	Fire Prevention	6,500.00	1,971.40	3,558.59	1,656.66	1,284.75	19.76%
56104	Fire Supplies	16,500.00	1,333.91	5,519.53	1,658.57	9,321.90	56.49%
56105	Firefighter Equipment	113,350.00	6,130.30	99,150.82	3,844.52	10,354.66	9.13%
56112	Uniform/Apparel Supplies	115,577.00	2,594.70	21,983.52	9,959.52	83,633.96	72.36%
56115	Medical Supplies	180,000.00	4,846.88	141,802.52	6,121.72	32,075.76	17.81%
56209	Heating Gas/Oil	110,000.00	1,171.00	67,337.89	0.00	42,662.11	38.78%
56211	Gas, Oil & Lubricants	160,000.00	10,159.24	133,693.44	0.00	26,306.56	16.44%
56215	Electricity	120,000.00	9,540.51	81,723.28	0.00	38,276.72	31.89%
56218	Supplies - Electrical	1,700.00	232.32	853.19	126.11	720.70	42.39%
56219	Supplies - Cleaning	20,000.00	2,491.70	16,542.04	(713.03)	4,170.99	20.85%
56400	Books	6,000.00	0.00	2,298.39	0.00	3,701.61	61.69%
57301	Repairs - Vehicles	198,000.00	9,326.61	278,788.33	24,841.77	(105,630.10)	(53.34)%
57305	Repair & Maintenance -Equipm...	61,310.00	43.96	33,715.44	(519.40)	28,113.96	45.85%
57311	Technology Software	65,148.00	0.00	42,797.98	(16,029.93)	38,379.95	58.91%
58102	Dues & Fees	4,500.00	108.08	3,492.73	1,552.50	(545.23)	(12.11)%
Total 750	Fire	25,406,716.00	2,212,397.95	22,415,267.62	137,848.51	2,853,599.87	11.23%
760	Public Safety Communications						
51110	Regular Salaries	791,846.00	51,561.37	576,913.59	0.00	214,932.41	27.14%
51116	Part Time / Temporary Pay	45,000.00	540.00	3,412.80	0.00	41,587.20	92.41%
51131	Acting Pay	0.00	150.15	2,095.78	0.00	(2,095.78)	(100.00)%
51133	Longevity	20,463.00	0.00	571.40	0.00	19,891.60	97.20%
51142	Certifications	0.00	0.00	5,500.00	0.00	(5,500.00)	(100.00)%
51201	Overtime	9,672.00	14,466.04	147,399.77	0.00	(137,727.77)	(1,423.98)%
51322	Severance Pay	0.00	0.00	945.57	0.00	(945.57)	(100.00)%

**City of East Providence, RI**

Encumbrance Budget \*

11000 - General Fund

From 9/1/2024 Through 9/30/2024

\* This report may be affected by Account Level Security

Account Code	Account Title	FY 24 Budget	Current Period Actual	YTD Actual	YTD Enc	Remaining Balance	Percent Total Budget Remaining - Revised
52101	Health Insurance	137,964.00	11,568.03	121,528.18	0.00	16,435.82	11.91%
52102	Life Insurance	4,446.00	370.48	3,906.88	0.00	539.12	12.12%
52103	Dental Insurance	6,409.00	524.88	5,972.38	0.00	436.62	6.81%
52110	Health Coshare	(27,274.00)	(1,376.02)	(15,561.50)	0.00	(11,712.50)	42.94%
52112	Clothing Allowance	3,300.00	0.00	7,700.00	0.00	(4,400.00)	(133.33)%
52208	Mers Pension	146,232.00	10,203.26	117,056.52	0.00	29,175.48	19.95%
52218	TIAA	6,653.00	517.26	5,778.81	0.00	874.19	13.13%
52301	FICA	41,247.00	4,023.28	44,843.13	0.00	(3,596.13)	(8.71)%
52302	Medicare	9,647.00	940.93	10,487.48	0.00	(840.48)	(8.71)%
52902	Employee Assistance	182.00	0.00	0.00	0.00	182.00	100.00%
54403	Telephone/Communications	23,750.00	252.41	12,344.13	0.00	11,405.87	48.02%
56100	General Office Expense	18,300.00	194.27	2,175.48	19.67	16,104.85	88.00%
56101	Office Equipment	4,500.00	0.00	1,133.58	0.00	3,366.42	74.80%
57311	Technology Software	140,700.00	40,700.00	113,951.74	0.00	26,748.26	19.01%
<b>Total 760</b>	<b>Public Safety Communications</b>	<b>1,383,037.00</b>	<b>134,636.34</b>	<b>1,168,155.72</b>	<b>19.67</b>	<b>214,861.61</b>	<b>15.54%</b>
<b>800</b>	<b>Recreation</b>						
51110	Regular Salaries	147,204.00	11,454.80	134,144.12	0.00	13,059.88	8.87%
51116	Part Time / Temporary Pay	259,604.00	15,238.50	318,351.06	0.00	(58,747.06)	(22.62)%
51133	Longevity	11,839.00	0.00	0.00	0.00	11,839.00	100.00%
51201	Overtime	0.00	0.00	722.11	0.00	(722.11)	(100.00)%
52101	Health Insurance	55,424.00	3,717.78	40,133.34	0.00	15,290.66	27.58%
52102	Life Insurance	1,111.00	75.78	833.58	0.00	277.42	24.97%
52103	Dental Insurance	2,407.00	157.74	1,740.26	0.00	666.74	27.70%
52110	Health Coshare	(10,529.00)	(772.16)	(8,732.45)	0.00	(1,796.55)	17.06%
52208	Mers Pension	35,133.00	2,422.68	29,097.21	0.00	6,035.79	17.17%
52218	TIAA	1,612.00	71.78	836.12	0.00	775.88	48.13%
52301	FICA	9,995.00	1,592.32	27,292.92	0.00	(17,297.92)	(173.06)%
52302	Medicare	2,338.00	372.40	6,383.03	0.00	(4,045.03)	(173.01)%
52401	Deferred Compensation	2,165.00	0.00	0.00	0.00	2,165.00	100.00%
52902	Employee Assistance	41.00	0.00	0.00	0.00	41.00	100.00%
53000	Purchased Professional Services	12,500.00	720.00	17,146.90	1,262.50	(5,909.40)	(47.27)%
53300	Professional Development	200.00	0.00	0.00	0.00	200.00	100.00%
53705	Postage	1,200.00	107.50	876.35	0.00	323.65	26.97%
53706	Food	1,500.00	0.00	0.00	0.00	1,500.00	100.00%
54402	Water	1,750.00	518.35	2,905.06	165.66	(1,320.72)	(75.46)%

**City of East Providence, RI**

Encumbrance Budget \*

11000 - General Fund

From 9/1/2024 Through 9/30/2024

\* This report may be affected by Account Level Security

Account Code	Account Title	FY 24 Budget	Current Period Actual	YTD Actual	YTD Enc	Remaining Balance	Percent Total Budget Remaining - Revised
54403	Telephone/Communications	1,500.00	146.56	2,005.38	0.00	(505.38)	(33.69)%
54600	Rentals	5,400.00	41.04	4,214.99	42.45	1,142.56	21.15%
55400	Advertising, Printing	1,500.00	0.00	1,329.90	0.00	170.10	11.34%
56100	General Office Expense	1,800.00	0.00	1,800.67	(1.00)	0.33	0.01%
56209	Heating Gas/Oil	8,175.00	162.42	7,435.89	0.00	739.11	9.04%
56211	Gas, Oil & Lubricants	7,200.00	177.24	4,448.12	0.00	2,751.88	38.22%
56215	Electricity	6,671.00	1,220.08	9,957.55	0.00	(3,286.55)	(49.26)%
56219	Supplies - Cleaning	1,200.00	0.00	0.00	0.00	1,200.00	100.00%
56221	Supplies - Recreation	5,000.00	0.00	4,248.86	160.24	590.90	11.81%
57001	Fireworks	20,000.00	0.00	27,520.00	0.00	(7,520.00)	(37.60)%
57004	Winterfest	6,100.00	0.00	9,904.96	11,779.53	(15,584.49)	(255.48)%
57301	Repairs - Vehicles	5,500.00	0.00	10,796.30	0.00	(5,296.30)	(96.29)%
57305	Repair & Maintenance -Equipm...	1,100.00	0.00	877.55	0.00	222.45	20.22%
57311	Technology Software	5,155.00	0.00	4,900.00	(4,700.00)	4,955.00	96.12%
58102	Dues & Fees	500.00	0.00	363.50	0.00	136.50	27.30%
<b>Total 800</b>	<b>Recreation</b>	<b>612,295.00</b>	<b>37,424.81</b>	<b>661,533.28</b>	<b>8,709.38</b>	<b>(57,947.66)</b>	<b>(9.46)%</b>
801	Pierce Stadium						
53000	Purchased Professional Services	9,000.00	0.00	200.00	0.00	8,800.00	97.77%
54310	Repairs - Building	20,000.00	0.00	326.00	(25.00)	19,699.00	98.49%
54311	Repairs - Equipment	5,500.00	580.89	2,316.66	(218.12)	3,401.46	61.84%
54312	Repairs - Field	25,000.00	6,638.36	19,361.57	(2,302.53)	7,940.96	31.76%
54403	Telephone/Communications	0.00	89.99	989.89	0.00	(989.89)	(100.00)%
56211	Gas, Oil & Lubricants	545.00	0.00	0.00	0.00	545.00	100.00%
56215	Electricity	76,300.00	2,679.26	37,104.68	0.00	39,195.32	51.37%
<b>Total 801</b>	<b>Pierce Stadium</b>	<b>136,345.00</b>	<b>9,988.50</b>	<b>60,298.80</b>	<b>(2,545.65)</b>	<b>78,591.85</b>	<b>57.64%</b>
850	Carousel						
51110	Regular Salaries	45,957.00	3,535.12	41,265.25	0.00	4,691.75	10.20%
51116	Part Time / Temporary Pay	80,992.00	8,591.25	61,899.23	0.00	19,092.77	23.57%
51133	Longevity	2,757.00	0.00	0.00	0.00	2,757.00	100.00%
51201	Overtime	0.00	246.20	1,710.77	0.00	(1,710.77)	(100.00)%
52101	Health Insurance	22,170.00	757.86	8,181.10	0.00	13,988.90	63.09%
52102	Life Insurance	455.00	37.89	416.79	0.00	38.21	8.39%
52103	Dental Insurance	963.00	25.83	285.01	0.00	677.99	70.40%

**City of East Providence, RI**

Encumbrance Budget \*

11000 - General Fund

From 9/1/2024 Through 9/30/2024

\* This report may be affected by Account Level Security

Account Code	Account Title	FY 24 Budget	Current Period Actual	YTD Actual	YTD Enc	Remaining Balance	Percent Total Budget Remaining - Revised
52110	Health Coshare	(3,325.00)	(257.38)	(2,941.39)	0.00	(383.61)	11.53%
52208	Mers Pension	10,761.00	747.68	8,979.61	0.00	1,781.39	16.55%
52218	TIAA	509.00	35.36	411.87	0.00	97.13	19.08%
52301	FICA	3,154.00	741.60	6,208.76	0.00	(3,054.76)	(96.85)%
52302	Medicare	738.00	173.44	1,452.06	0.00	(714.06)	(96.75)%
52401	Deferred Compensation	2,165.00	0.00	0.00	0.00	2,165.00	100.00%
52902	Employee Assistance	17.00	0.00	0.00	0.00	17.00	100.00%
53705	Postage	0.00	3.71	27.85	0.00	(27.85)	(100.00)%
54402	Water	1,000.00	58.70	416.14	(36.38)	620.24	62.02%
54403	Telephone/Communications	2,310.00	144.81	1,474.94	0.00	835.06	36.14%
55400	Advertising, Printing	0.00	0.00	0.00	(19.98)	19.98	(100.00)%
55401	Advertising - Subdivision	1,000.00	0.00	0.00	0.00	1,000.00	100.00%
55800	Training & Conferences	2,000.00	0.00	0.00	0.00	2,000.00	100.00%
56215	Electricity	2,616.00	47.72	3,113.52	0.00	(497.52)	(19.01)%
58000	Fees And Maintenance	6,678.00	314.60	10,413.03	355.04	(4,090.07)	(61.24)%
Total 850	Carousel	182,917.00	15,204.39	143,314.54	298.68	39,303.78	21.49%
900	Miscellaneous						
52108	East Bay Community Action Pro...	20,000.00	0.00	20,000.00	0.00	0.00	0.00%
52122	Health Benefits - Retirees	3,582,918.00	295,775.51	3,143,410.43	0.00	439,507.57	12.26%
52125	Dental Insurance Retirees	1,000.00	25.83	285.01	0.00	714.99	71.49%
52126	Life Insurance Retirees	36,000.00	2,395.44	23,258.74	0.00	12,741.26	35.39%
53104	Workers Compensation	500,000.00	0.00	481,550.64	0.00	18,449.36	3.68%
53402	Legal Services	0.00	18,116.50	265,555.06	(6,055.50)	(259,499.56)	(100.00)%
53403	Other Professional Services	200,000.00	260.30	32,456.80	25,219.70	142,323.50	71.16%
53411	Grant Matching Funds	40,000.00	0.00	33,232.00	(33,232.00)	40,000.00	100.00%
54910	Rent	3,000.00	250.00	2,750.00	0.00	250.00	8.33%
55201	Liability Insurance	990,000.00	0.00	1,132,520.00	7,939.00	(150,459.00)	(15.19)%
58103	Ri League Of Cities & Towns	23,067.00	0.00	22,810.00	0.00	257.00	1.11%
58200	1% Capital Reserve	1,476,388.00	0.00	0.00	0.00	1,476,388.00	100.00%
58206	Claims & Settlements	150,000.00	1,670.00	485,367.39	0.00	(335,367.39)	(223.57)%
58901	Miscellaneous	0.00	0.00	57.24	0.00	(57.24)	(100.00)%
58902	Bank Charges	5,000.00	0.00	0.00	0.00	5,000.00	100.00%
59999	Transfer Out	0.00	0.00	1,208,773.97	0.00	(1,208,773.97)	(100.00)%
Total 900	Miscellaneous	7,027,373.00	318,493.58	6,852,027.28	(6,128.80)	181,474.52	2.58%

**City of East Providence, RI**

Encumbrance Budget \*

11000 - General Fund

From 9/1/2024 Through 9/30/2024

\* This report may be affected by Account Level Security

Account Code	Account Title	FY 24 Budget	Current Period Actual	YTD Actual	YTD Enc	Remaining Balance	Percent Total Budget Remaining - Revised
905	Debt						
58508	2010E 7.777 Rihebc Bond	787,407.00	0.00	679,491.28	0.00	107,915.72	13.70%
58509	2010D 3.955 Rihebc Bond	385,494.00	566.89	368,008.74	0.00	17,485.26	4.53%
58510	2012B 15M Rihebc Bond	1,085,688.00	125,466.90	1,064,758.55	0.00	20,929.45	1.92%
58511	2010 5M Go Bond	286,000.00	0.00	0.00	0.00	286,000.00	100.00%
58514	Library Share Of Bonds	(78,750.00)	0.00	0.00	0.00	(78,750.00)	100.00%
58515	State Road Bridge Revolving Fu...	139,253.00	137,126.25	139,252.50	0.00	0.50	0.00%
58516	2014 Refunding Bond 99-04	472,297.00	0.00	472,499.97	0.00	(202.97)	(0.04)%
58517	2017 Efficient Bldg Bond	195,575.00	172,787.36	195,574.72	0.00	0.28	0.00%
58518	2017 Tif Bond	934,750.00	0.00	0.00	0.00	934,750.00	100.00%
58519	2017F RIHEBC High School Bond	9,250,750.00	2,237,574.91	9,187,347.62	0.00	63,402.38	0.68%
58520	2020 Redunding Bond For 201...	0.00	0.00	286,000.00	0.00	(286,000.00)	(100.00)%
58521	Fy 21 Riib \$24M High School	1,409,644.00	1,261,321.75	1,409,643.50	0.00	0.50	0.00%
58522	Middle School Bond	1,926,004.00	0.00	0.00	0.00	1,926,004.00	100.00%
58599	Bond/Ran/Tan/Riib Fees	50,000.00	1,000.00	70,365.00	0.00	(20,365.00)	(40.73)%
58601	Tan Interest	440,000.00	0.00	497,323.31	0.00	(57,323.31)	(13.02)%
Total 905	Debt	17,284,112.00	3,935,844.06	14,370,265.19	0.00	2,913,846.81	16.86%
950	School Dept						
55000	Program Costs	96,865,038.00	7,565,385.00	85,915,385.00	0.00	10,949,653.00	11.30%
Total 950	School Dept	96,865,038.00	7,565,385.00	85,915,385.00	0.00	10,949,653.00	11.30%
	Total 11000 - General Fund	191,017,267.00	17,611,209.65	169,338,502.62	1,306,564.62	20,372,199.76	10.67%
Report Total		191,017,267.00	17,611,209.65	169,338,502.62	1,306,564.62	20,372,199.76	10.67%

**City of East Providence, RI**

Encumbrance Budget \*

31100 - Capital Fund

From 11/1/2020 Through 9/30/2024

\* This report may be affected by Account Level Security

Account Code	Account Title	YTD Budget - Original	YTD Budget - Revised	Current Period Actual	YTD Actual	YTD Enc	Budget Remaining	Percent Tote Budget Remaining
000	General							
59999	Transfer Out	0.00	0.00	6,328,630.00	6,328,630.00	0.00	(6,328,630.00)	0.00%
Total 000	General	0.00	0.00	6,328,630.00	6,328,630.00	0.00	(6,328,630.00)	0.00%
100	City Council							
62101	Tree Planting Bullocks Point	25,000.00	25,000.00	9,419.00	9,419.00	7,160.00	8,421.00	33.68%
62118	Willett Pond Improvements	125,000.00	125,000.00	43,720.57	43,720.57	81,279.43	0.00	0.00%
Total 100	City Council	150,000.00	150,000.00	53,139.57	53,139.57	88,439.43	8,421.00	5.61%
155	Senior Services							
62416	14 Passenger Bus	110,000.00	110,000.00	59,524.00	59,524.00	0.00	50,476.00	45.89%
Total 155	Senior Services	110,000.00	110,000.00	59,524.00	59,524.00	0.00	50,476.00	45.89%
170	Information Technology							
62419	Cybersecurity Audit	40,000.00	40,000.00	40,820.00	40,820.00	0.00	(820.00)	(2.05)%
62420	Conference Room Upgrades	30,000.00	30,000.00	0.00	0.00	0.00	30,000.00	100.00%
Total 170	Information Technology	70,000.00	70,000.00	40,820.00	40,820.00	0.00	29,180.00	41.69%
270	Treasury							
62302	New Office Carpet	10,000.00	10,000.00	0.00	0.00	10,000.00	0.00	0.00%
Total 270	Treasury	10,000.00	10,000.00	0.00	0.00	10,000.00	0.00	0.00%
300	Planning							
61902	20-Year City Comprehensive Pl...	80,000.00	80,000.00	78,538.13	78,538.13	3,238.51	(1,776.64)	(2.22)%
62019	Arts Grant	45,325.00	45,325.00	34,083.15	34,083.15	0.00	11,241.85	24.80%
62303	Tree Planting	50,000.00	50,000.00	49,841.94	49,841.94	0.00	158.06	0.32%
62304	Public Art	50,000.00	50,000.00	22,611.31	22,611.31	0.00	27,388.69	54.78%
Total 300	Planning	225,325.00	225,325.00	185,074.53	185,074.53	3,238.51	37,011.96	16.43%
550	Public Library							
62305	Weaver Library Painting	50,000.00	50,000.00	43,574.85	43,574.85	0.00	6,425.15	12.85%
Total 550	Public Library	50,000.00	50,000.00	43,574.85	43,574.85	0.00	6,425.15	12.85%

**City of East Providence, RI**

Encumbrance Budget \*

31100 - Capital Fund

From 11/1/2020 Through 9/30/2024

\* This report may be affected by Account Level Security

Account Code	Account Title	YTD Budget - Original	YTD Budget - Revised	Current Period Actual	YTD Actual	YTD Enc	Budget Remaining	Percent Total Budget Remaining
600	Director of Public Works							
61806	Road Repair/Maint per council	4,203,930.58	4,203,930.58	4,020,697.47	4,020,697.47	183,233.11	0.00	0.00%
Total 600		4,203,930.58	4,203,930.58	4,020,697.47	4,020,697.47	183,233.11	0.00	0.00%
610	Engineering							
62012	Taunton Ave Drainage Improve...	125,000.00	125,000.00	0.00	0.00	125,000.00	0.00	0.00%
62020	Pedestrian Signal Improvements	50,000.00	50,000.00	35,891.57	35,891.57	0.00	14,108.43	28.22%
62204	Two new computers - GIS & Su...	6,000.00	6,000.00	5,527.02	5,527.02	0.00	472.98	7.88%
62306	City Road Improvements	1,000,000.00	1,000,000.00	454,385.70	454,385.70	423,055.60	122,558.70	12.26%
Total 610		1,181,000.00	1,181,000.00	495,804.29	495,804.29	548,055.60	137,140.11	11.61%
630	Highway							
62034	Sabin Point Boat Ramp	30,000.00	30,000.00	37,130.77	37,130.77	0.00	(7,130.77)	(23.77)%
62119	Sidewalks	1,000,000.00	1,000,000.00	750,600.91	750,600.91	249,399.09	0.00	0.00%
62226	3/4 ton pickup w/plow package	45,000.00	45,000.00	44,043.06	44,043.06	0.00	956.94	2.13%
62228	Top dresser PTO	15,000.00	15,000.00	14,999.25	14,999.25	0.00	0.75	0.01%
62229	Irrigation - Pierce field little lea...	40,000.00	40,000.00	9,160.24	9,160.24	39,000.00	(8,160.24)	(20.40)%
62231	Kent Heights Park improvements	200,000.00	200,000.00	180,074.01	180,074.01	19,925.99	0.00	0.00%
62232	Glenlyon Park improvements	150,000.00	150,000.00	54,304.78	54,304.78	75,821.21	19,874.01	13.25%
62234	Tree planting	25,000.00	25,000.00	26,000.00	26,000.00	0.00	(1,000.00)	(4.00)%
62239	KRob Skate Park Repairs/Impro...	0.00	25,000.00	18,672.48	18,672.48	0.00	6,327.52	25.31%
62240	Riverside Recreation Field Impr...	0.00	475,000.00	161,162.63	161,162.63	118,659.00	195,178.37	41.09%
62311	2 Bobcat Articulating Loader w/...	165,000.00	165,000.00	127,242.32	127,242.32	20,538.00	17,219.68	10.44%
62318	Kettle Point Ramp ADA	50,000.00	50,000.00	0.00	0.00	0.00	50,000.00	100.00%
62319	Traffic Calming	150,000.00	100,000.00	80,842.38	80,842.38	9,875.00	9,282.62	9.28%
62320	Glenlyon Field Lights	150,000.00	150,000.00	16,074.84	16,074.84	21,078.00	112,847.16	75.23%
62338	Lyle Bourne Playground	0.00	50,000.00	0.00	0.00	0.00	50,000.00	100.00%
62404	Bucket Truck	90,000.00	90,000.00	35,000.00	35,000.00	55,000.00	0.00	0.00%
62405	JetVac Truck	140,000.00	140,000.00	114,453.00	114,453.00	15,000.00	10,547.00	7.53%
62406	Roll Off Truck	130,000.00	130,000.00	0.00	0.00	124,766.00	5,234.00	4.03%
62407	Application Tanks	70,000.00	70,000.00	65,538.00	65,538.00	4,462.00	0.00	0.00%
62408	Equipment Trailer	25,000.00	25,000.00	19,996.99	19,996.99	0.00	5,003.01	20.01%
62409	Tree Planting	50,000.00	50,000.00	27,835.59	27,835.59	0.00	22,164.41	44.33%
Total 630		2,525,000.00	3,025,000.00	1,783,131.25	1,783,131.25	753,524.29	488,344.46	16.14%



**City of East Providence, RI**

Encumbrance Budget \*

31100 - Capital Fund

From 11/1/2020 Through 9/30/2024

\* This report may be affected by Account Level Security

Account Code	Account Title	YTD Budget - Original	YTD Budget - Revised	Current Period Actual	YTD Actual	YTD Enc	Budget Remaining	Percent Tote Budget Remaining
650	Refuse Disposal							
62307	Recycling Center Check-in Build...	10,000.00	10,000.00	0.00	0.00	9,200.00	800.00	8.00%
<b>Total 650</b>		10,000.00	10,000.00	0.00	0.00	9,200.00	800.00	8.00%
660	Public Buildings							
61916	Weaver House-Exterior Painting...	76,775.60	76,775.60	76,775.60	76,775.60	0.00	0.00	0.00%
61921	Electronic Access System at Cit...	80,000.00	80,000.00	80,668.67	80,668.67	0.00	(668.67)	(0.84)%
61926	Surveillance Cameras at Pierce,...	18,000.00	18,000.00	9,293.74	9,293.74	0.00	8,706.26	48.37%
62210	DPW garage-update heating co...	50,000.00	50,000.00	0.00	0.00	0.00	50,000.00	100.00%
62211	City Hall-new controls HVAC & ...	25,000.00	25,000.00	25,000.00	25,000.00	0.00	0.00	0.00%
62213	City Hall-install of fire proof car...	50,000.00	50,000.00	0.00	0.00	50,000.00	0.00	0.00%
62215	City Hall-new outside LED lighting	30,000.00	30,000.00	7,245.70	7,245.70	0.00	22,754.30	75.85%
62216	(4) Car & truck charging stations	25,000.00	25,000.00	0.00	0.00	0.00	25,000.00	100.00%
62321	Weaver House-Exterior Repairs	120,000.00	120,000.00	73,783.82	73,783.82	26,040.58	20,175.60	16.81%
62322	City Hall - HVAC Upgrades	70,000.00	70,000.00	62,175.00	62,175.00	7,825.00	0.00	0.00%
62323	Citywide Gutter Repairs	30,000.00	30,000.00	9,230.00	9,230.00	11,934.00	8,836.00	29.45%
62411	Plow Truck with Sander	90,000.00	90,000.00	79,938.80	79,938.80	0.00	10,061.20	11.18%
62412	Van for Custodians	35,000.00	35,000.00	35,000.00	35,000.00	0.00	0.00	0.00%
62413	Council Chamber Upgrades	65,000.00	65,000.00	0.00	0.00	0.00	65,000.00	100.00%
<b>Total 660</b>	Public Buildings	764,775.60	764,775.60	459,111.33	459,111.33	95,799.58	209,864.69	27.44%
670	Central Garage							
61906	Central Garage-Life & Fire Safe...	150,000.00	150,000.00	87,533.26	87,533.26	60,188.00	2,278.74	1.52%
62219	Fuel MGT system	75,000.00	75,000.00	0.00	0.00	0.00	75,000.00	100.00%
<b>Total 670</b>	Central Garage	225,000.00	225,000.00	87,533.26	87,533.26	60,188.00	77,278.74	34.35%
700	Police							
62220	Police sub station	175,000.00	175,000.00	0.00	0.00	0.00	175,000.00	100.00%
62327	Police Station Boiler Replacement	140,000.00	140,000.00	0.00	0.00	0.00	140,000.00	100.00%
<b>Total 700</b>	Police	315,000.00	315,000.00	0.00	0.00	0.00	315,000.00	100.00%
720	Animal Shelter							
62328	Animal Control HVAC/Water He...	85,000.00	85,000.00	2,014.75	2,014.75	1,936.11	81,049.14	95.35%

**City of East Providence, RI**

Encumbrance Budget \*

31100 - Capital Fund

From 11/1/2020 Through 9/30/2024

\* This report may be affected by Account Level Security

Account Code	Account Title	YTD Budget - Original	YTD Budget - Revised	Current Period Actual	YTD Actual	YTD Enc	Budget Remaining	Percent Tote Budget Remaining
Total 720	Animal Shelter	85,000.00	85,000.00	2,014.75	2,014.75	1,936.11	81,049.14	95.35%
750	Fire							
62016	Lease Payment for Fire Engine	247,966.00	839,020.43	629,266.29	629,266.29	0.00	209,754.14	25.00%
62222	Replacement of Engine 4 (foam...	200,000.00	200,000.00	0.00	0.00	0.00	200,000.00	100.00%
62329	Final Lease Payments for Ladd...	209,755.00	209,755.00	209,755.43	209,755.43	0.00	(0.43)	(0.00)%
62330	Replacement of Engine 4 - Foa...	200,000.00	200,000.00	0.00	0.00	0.00	200,000.00	100.00%
62331	Replacement of Engine 5	200,000.00	200,000.00	0.00	0.00	0.00	200,000.00	100.00%
62401	Ladder Truck Payment	209,775.00	209,775.00	0.00	0.00	0.00	209,775.00	100.00%
62402	Rescue 3	450,000.00	450,000.00	0.00	0.00	415,200.00	34,800.00	7.73%
Total 750	Fire	1,717,496.00	2,308,550.43	839,021.72	839,021.72	415,200.00	1,054,328.71	45.67%
800	Recreation							
62223	Landscaping and Lighting (Seni...	30,000.00	30,000.00	0.00	0.00	0.00	30,000.00	100.00%
62417	20 Passenger Mini Bus with Lift	70,000.00	70,000.00	70,000.00	70,000.00	0.00	0.00	0.00%
62418	Storage Unit	2,079.00	2,079.00	1,804.70	1,804.70	0.00	274.30	13.19%
Total 800	Recreation	102,079.00	102,079.00	71,804.70	71,804.70	0.00	30,274.30	29.66%
801	Pierce Stadium							
61604	Pierce Field Bathroom Upgrades	22,511.38	22,511.38	2,839.13	2,839.13	0.00	19,672.25	87.39%
62024	Pavilion with Gazebo	75,000.00	75,000.00	65,191.34	65,191.34	0.00	9,808.66	13.08%
62332	Bathroom at Pierce Field Conce...	75,000.00	75,000.00	59,700.00	59,700.00	0.00	15,300.00	20.40%
62334	Pierce Batting Cages	50,000.00	50,000.00	13,990.00	13,990.00	0.00	36,010.00	72.02%
Total 801	Pierce Stadium	222,511.38	222,511.38	141,720.47	141,720.47	0.00	80,790.91	36.31%
840	Parks							
62120	Park Upgrades	175,000.00	175,000.00	214,574.50	214,574.50	0.00	(39,574.50)	(22.61)%
Total 840	Parks	175,000.00	175,000.00	214,574.50	214,574.50	0.00	(39,574.50)	(22.61)%
850	Carousel							
62018	FY23 Crescent Park Concession...	100,000.00	100,000.00	0.00	0.00	0.00	100,000.00	100.00%
62025	Concession Building	150,000.00	150,000.00	54,875.90	54,875.90	72,746.10	22,378.00	14.92%
62117	Carousel Facilities Improvements	150,000.00	150,000.00	0.00	0.00	0.00	150,000.00	100.00%
62235	Carousel-upper window restora...	17,760.00	17,760.00	0.00	0.00	0.00	17,760.00	100.00%

**City of East Providence, RI**

Encumbrance Budget \*

31100 - Capital Fund

From 11/1/2020 Through 9/30/2024

\* This report may be affected by Account Level Security

Account Code	Account Title	YTD Budget - Original	YTD Budget - Revised	Current Period Actual	YTD Actual	YTD Enc	Budget Remaining	Percent Totz Budget Remaining
62236	Carousel-reinforce and restore	6,380.00	6,380.00	0.00	0.00	0.00	6,380.00	100.00%
62237	Carousel-building floors (sand ...	10,000.00	10,000.00	0.00	0.00	0.00	10,000.00	100.00%
62241	Enhancements to Crescent Park...	0.00	150,000.00	0.00	0.00	0.00	150,000.00	100.00%
62242	Crescent Park Concession Infra...	0.00	225,000.00	0.00	0.00	0.00	225,000.00	100.00%
62335	Stabilization Phase 2	150,000.00	150,000.00	0.00	0.00	0.00	150,000.00	100.00%
Total 850	Carousel	584,140.00	959,140.00	54,875.90	54,875.90	72,746.10	831,518.00	86.69%
950	School Dept							
62421	Myron J Francis Boiler	130,000.00	130,000.00	0.00	0.00	0.00	130,000.00	100.00%
62422	Gym Curtain	35,000.00	35,000.00	23,959.00	23,959.00	0.00	11,041.00	31.55%
62423	Orlo Playground Fence	52,000.00	52,000.00	20,053.00	20,053.00	0.00	31,947.00	61.44%
Total 950	School Dept	217,000.00	217,000.00	44,012.00	44,012.00	0.00	172,988.00	79.72%
	Total 31100 - Capital Fund	12,943,257.56	14,409,311.99	14,925,064.59	14,925,064.59	2,241,560.73	(2,757,313.33)	(19.14)%
Report Total		12,943,257.56	14,409,311.99	14,925,064.59	14,925,064.59	2,241,560.73	(2,757,313.33)	0.00%

**City of East Providence, RI**

Encumbrance Budget \*

29010 - American Rescue Plan Act

From 11/1/2020 Through 9/30/2024

\* This report may be affected by Account Level Security

Account Code	Account Title	YTD Budget - Original	YTD Budget - Revised	Current Period Actual	YTD Actual	YTD Enc	Balance	Exp
51110	Regular Salaries							
000	None							
300	Planning	0.00	0.00	109,615.56	109,615.56	0.00	(109,615.56)	0.00%
550	Public Library	0.00	1,000,000.00	200,024.35	200,024.35	0.00	799,975.65	80.00%
51116	Part Time / Temporary Pay							
000	None							
125	Mayor	0.00	0.00	23,154.00	23,154.00	0.00	(23,154.00)	0.00%
155	Senior Services	0.00	0.00	23,139.00	23,139.00	0.00	(23,139.00)	0.00%
170	Information Technology	0.00	0.00	13,170.00	13,170.00	0.00	(13,170.00)	0.00%
200	City Clerk	0.00	0.00	5,778.75	5,778.75	0.00	(5,778.75)	0.00%
260	Finance	0.00	0.00	8,965.50	8,965.50	0.00	(8,965.50)	0.00%
270	Treasury	0.00	0.00	3,037.50	3,037.50	0.00	(3,037.50)	0.00%
290	Assessment	0.00	0.00	5,235.00	5,235.00	0.00	(5,235.00)	0.00%
300	Planning	0.00	0.00	13,797.73	13,797.73	0.00	(13,797.73)	0.00%
310	CDBG	0.00	0.00	543.81	543.81	0.00	(543.81)	0.00%
400	Human Resources	0.00	0.00	6,397.00	6,397.00	0.00	(6,397.00)	0.00%
410	Affirmative Action/Human Ser...	0.00	0.00	8,193.75	8,193.75	0.00	(8,193.75)	0.00%
450	Canvassing Authority	0.00	0.00	44,452.50	44,452.50	0.00	(44,452.50)	0.00%
550	Public Library	0.00	0.00	27,798.00	27,798.00	0.00	(27,798.00)	0.00%
605	Building Inspection	0.00	0.00	3,967.50	3,967.50	0.00	(3,967.50)	0.00%
610	Engineering	0.00	0.00	19,328.88	19,328.88	0.00	(19,328.88)	0.00%
630	Highway	0.00	0.00	149,456.25	149,456.25	0.00	(149,456.25)	0.00%
660	Public Buildings	0.00	0.00	35,602.50	35,602.50	0.00	(35,602.50)	0.00%
670	Central Garage	0.00	0.00	62,765.50	62,765.50	0.00	(62,765.50)	0.00%
700	Police	0.00	0.00	19,612.50	19,612.50	0.00	(19,612.50)	0.00%
750	Fire	0.00	0.00	21,451.50	21,451.50	0.00	(21,451.50)	0.00%
800	Recreation	0.00	0.00	89,107.50	89,107.50	0.00	(89,107.50)	0.00%
850	Carousel	0.00	0.00	16,335.00	16,335.00	0.00	(16,335.00)	0.00%
51133	Longevity							
000	None							
550	Public Library	0.00	0.00	6,354.78	6,354.78	0.00	(6,354.78)	0.00%
51201	Overtime							
000	None							
550	Public Library	0.00	0.00	584.83	584.83	0.00	(584.83)	0.00%
670	Central Garage	0.00	0.00	94.50	94.50	0.00	(94.50)	0.00%
52110	Health Coshare							
000	None							
550	Public Library	0.00	0.00	(8,031.18)	(8,031.18)	0.00	8,031.18	0.00%

**City of East Providence, RI**

Encumbrance Budget \*

29010 - American Rescue Plan Act

From 11/1/2020 Through 9/30/2024

\* This report may be affected by Account Level Security

Account Code	Account Title	YTD Budget - Original	YTD Budget - Revised	Current Period Actual	YTD Actual	YTD Enc	Balance	Exp
52208	Mers Pension							
000	None							
550	Public Library	0.00	0.00	45,026.47	45,026.47	0.00	(45,026.47)	0.00%
52218	TIAA							
000	None							
550	Public Library	0.00	0.00	2,463.07	2,463.07	0.00	(2,463.07)	0.00%
52301	FICA							
000	None							
125	Mayor	0.00	0.00	1,435.57	1,435.57	0.00	(1,435.57)	0.00%
155	Senior Services	0.00	0.00	1,434.66	1,434.66	0.00	(1,434.66)	0.00%
170	Information Technology	0.00	0.00	816.54	816.54	0.00	(816.54)	0.00%
200	City Clerk	0.00	0.00	358.30	358.30	0.00	(358.30)	0.00%
260	Finance	0.00	0.00	555.89	555.89	0.00	(555.89)	0.00%
270	Treasury	0.00	0.00	188.33	188.33	0.00	(188.33)	0.00%
290	Assessment	0.00	0.00	324.58	324.58	0.00	(324.58)	0.00%
300	Planning	0.00	0.00	7,685.29	7,685.29	0.00	(7,685.29)	0.00%
310	CDBG	0.00	0.00	33.72	33.72	0.00	(33.72)	0.00%
400	Human Resources	0.00	0.00	396.63	396.63	0.00	(396.63)	0.00%
410	Affirmative Action/Human Ser...	0.00	0.00	508.02	508.02	0.00	(508.02)	0.00%
450	Canvassing Authority	0.00	0.00	2,756.09	2,756.09	0.00	(2,756.09)	0.00%
550	Public Library	0.00	0.00	14,198.46	14,198.46	0.00	(14,198.46)	0.00%
605	Building Inspection	0.00	0.00	245.99	245.99	0.00	(245.99)	0.00%
610	Engineering	0.00	0.00	1,198.40	1,198.40	0.00	(1,198.40)	0.00%
630	Highway	0.00	0.00	9,266.32	9,266.32	0.00	(9,266.32)	0.00%
660	Public Buildings	0.00	0.00	2,207.38	2,207.38	0.00	(2,207.38)	0.00%
670	Central Garage	0.00	0.00	3,904.79	3,904.79	0.00	(3,904.79)	0.00%
700	Police	0.00	0.00	1,241.14	1,241.14	0.00	(1,241.14)	0.00%
750	Fire	0.00	0.00	1,329.99	1,329.99	0.00	(1,329.99)	0.00%
800	Recreation	0.00	0.00	5,524.73	5,524.73	0.00	(5,524.73)	0.00%
850	Carousel	0.00	0.00	1,012.79	1,012.79	0.00	(1,012.79)	0.00%
52302	Medicare							
000	None							
125	Mayor	0.00	0.00	335.76	335.76	0.00	(335.76)	0.00%
155	Senior Services	0.00	0.00	335.54	335.54	0.00	(335.54)	0.00%
170	Information Technology	0.00	0.00	190.96	190.96	0.00	(190.96)	0.00%
200	City Clerk	0.00	0.00	83.80	83.80	0.00	(83.80)	0.00%
260	Finance	0.00	0.00	130.02	130.02	0.00	(130.02)	0.00%
270	Treasury	0.00	0.00	44.06	44.06	0.00	(44.06)	0.00%

**City of East Providence, RI**

Encumbrance Budget \*

29010 - American Rescue Plan Act

From 11/1/2020 Through 9/30/2024

\* This report may be affected by Account Level Security

Account Code	Account Title	YTD Budget - Original	YTD Budget - Revised	Current Period Actual	YTD Actual	YTD Enc	Balance	Exp
290	Assessment	0.00	0.00	75.91	75.91	0.00	(75.91)	0.00%
300	Planning	0.00	0.00	1,797.15	1,797.15	0.00	(1,797.15)	0.00%
310	CDBG	0.00	0.00	7.89	7.89	0.00	(7.89)	0.00%
400	Human Resources	0.00	0.00	92.78	92.78	0.00	(92.78)	0.00%
410	Affirmative Action/Human Ser...	0.00	0.00	118.81	118.81	0.00	(118.81)	0.00%
450	Canvassing Authority	0.00	0.00	644.66	644.66	0.00	(644.66)	0.00%
550	Public Library	0.00	0.00	3,320.62	3,320.62	0.00	(3,320.62)	0.00%
605	Building Inspection	0.00	0.00	57.53	57.53	0.00	(57.53)	0.00%
610	Engineering	0.00	0.00	280.28	280.28	0.00	(280.28)	0.00%
630	Highway	0.00	0.00	2,167.11	2,167.11	0.00	(2,167.11)	0.00%
660	Public Buildings	0.00	0.00	516.27	516.27	0.00	(516.27)	0.00%
670	Central Garage	0.00	0.00	913.30	913.30	0.00	(913.30)	0.00%
700	Police	0.00	0.00	290.29	290.29	0.00	(290.29)	0.00%
750	Fire	0.00	0.00	311.09	311.09	0.00	(311.09)	0.00%
800	Recreation	0.00	0.00	1,292.07	1,292.07	0.00	(1,292.07)	0.00%
850	Carousel	0.00	0.00	236.90	236.90	0.00	(236.90)	0.00%
52401	Deferred Compensation							
000	None							
550	Public Library	0.00	0.00	2,165.68	2,165.68	0.00	(2,165.68)	0.00%
55000	Program Costs							
000	None							
900	Miscellaneous	0.00	14,510,912.00	11,259,262.39	11,259,262.39	2,450,277.86	801,371.75	5.52%
899	Ready Set Play							
900	Miscellaneous	0.00	75,000.00	45,000.00	45,000.00	30,000.00	0.00	0.00%
900	Bold Point Park/John Lewis Wat...							
900	Miscellaneous	0.00	450,000.00	193,430.73	193,430.73	230.56	256,338.71	56.96%
901	Citywide Utility Box Art Project							
900	Miscellaneous	0.00	50,000.00	0.00	0.00	3,600.00	46,400.00	92.80%
902	Crescent Park Concession And ...							
900	Miscellaneous	0.00	1,000,000.00	22,187.50	22,187.50	2,812.50	975,000.00	97.50%
903	Former Oldham School Business...							
900	Miscellaneous	0.00	1,000,000.00	14,108.35	14,108.35	372,826.82	613,064.83	61.31%
904	Pierce Field Football Stadium Tr...							
900	Miscellaneous	0.00	102,130.00	93,412.50	93,412.50	0.00	8,717.50	8.54%
905	Splash Pad - Riverside							
900	Miscellaneous	0.00	200,000.00	0.00	0.00	50,000.00	150,000.00	75.00%
907	Citywide Sewer And Drain Impr...							
900	Miscellaneous	0.00	1,000,000.00	310,657.29	310,657.29	322,583.55	366,759.16	36.68%

**City of East Providence, RI**

Encumbrance Budget \*

29010 - American Rescue Plan Act

From 11/1/2020 Through 9/30/2024

\* This report may be affected by Account Level Security

Account Code	Account Title	YTD Budget - Original	YTD Budget - Revised	Current Period Actual	YTD Actual	YTD Enc	Balance	Exp
908	Storefront Improvement Program							
900	Miscellaneous	0.00	400,000.00	400,000.00	400,000.00	0.00	0.00	0.00%
909	Citywide Placemaking							
900	Miscellaneous	0.00	550,000.00	94,987.98	94,987.98	34,131.08	420,880.94	76.52%
910	Adaptive Playground Equipment							
900	Miscellaneous	0.00	500,000.00	0.00	0.00	500,000.00	0.00	0.00%
911	EPPD Renovations							
900	Miscellaneous	0.00	2,500,000.00	43,145.61	43,145.61	2,013,827.83	443,026.56	17.72%
912	Potter St & Burgess St parking I...							
900	Miscellaneous	0.00	447,870.00	153,723.99	153,723.99	294,146.01	0.00	0.00%
913	Community Recreation Center							
900	Miscellaneous	0.00	3,000,000.00	484,210.97	484,210.97	1,030,153.25	1,485,635.78	49.52%
914	Kent Heights Recreational impr...							
900	Miscellaneous	0.00	1,000,000.00	544,409.95	544,409.95	455,590.05	0.00	0.00%
	Total 29010 - American	0.00	(27,785,912.00)	(14,687,991.40)	(14,687,991.40)	(7,560,179.51)	(5,537,741.09)	19.93%
	Rescue Plan Act							
<b>Report Total</b>		0.00	(27,785,912.00)	(14,687,991.40)	(14,687,991.40)	(7,560,179.51)	(5,537,741.09)	0.00%

# RESOLUTIONS



**STATE OF RHODE ISLAND  
CITY OF EAST PROVIDENCE**

**RESOLUTION NO.**

**RESOLUTION AUTHORIZING THE EXPENDITURE OF FUNDS TO  
SUPPORT THE EAST PROVIDENCE HISTORICAL SOCIETY'S  
HORSE DRAWN HOLIDAY HAYRIDE EVENT**

**WHEREAS**, the East Providence Historical Society is looking to bring back their horse drawn holiday hayride at the John Hunt House located on Hunts Mill Road on Sunday, December 8, 2024; and

**WHEREAS**, the Historical Society is a non-profit organization seeking donations to support the event which takes place around the grounds of the historic Hunts Mill property; and

**WHEREAS**, the City Council would like to expend a total of \$750 from the City Council's public celebration account as a donation toward the cost of the event.

**NOW, THEREFORE, BE IT RESOLVED** that the City Council of the City of East Providence hereby authorizes the expenditure of funds in the amount of \$750 from the City Council's public celebration account as a donation toward the cost of the horse drawn holiday hayride event.

Adopted by the City Council: \_\_\_\_\_

Attest:

\_\_\_\_\_  
City Clerk of East Providence, Rhode Island

Introduced by: Council Vice President Rego

STATE OF RHODE ISLAND  
CITY OF EAST PROVIDENCE

RESOLUTION NO.

RESOLUTION AUTHORIZING THE MAYOR TO PURCHASE  
THE PROPERTY LOCATED AT 0 PAWTUCKET AVENUE

---

WHEREAS, the City of East Providence is desirous of purchasing property located at 0 Pawtucket Avenue, Map 308, Block 13, Parcel 6; and

WHEREAS, Rhode Island General Laws §45-2-4 grants the City Council the authority to accept property; and

WHEREAS, the Mayor, by and through the office of Planning, has negotiated a Purchase & Sale Agreement for the property with said Purchase & Sale Agreement being attached hereto as Exhibit A.

**NOW, THEREFORE BE IT RESOLVED**, that:

(1) The City Council of the City of East Providence authorizes the purchase of the property in the amount of \$160,000 consistent with the terms and conditions set forth in Exhibit A attached hereto;

(2) The Mayor is authorized to execute the Purchase & Sale Agreement on behalf of the City of East Providence as set forth in Exhibit A;

(3) The Mayor, by and through the office of the City Solicitor, is hereby empowered to execute any and all documents including but not limited to a deed of transfer necessary to effectuate and perfect the purchase of the property located at 0 Pawtucket Avenue, Map 305, Block 13, Parcel 6.

This Resolution shall take effect upon passage.

Adopted by the City Council: \_\_\_\_\_

Attest:

\_\_\_\_\_  
City Clerk of East Providence, Rhode Island

Introduced by: Councilman Fogarty

## PURCHASE AND SALES AGREEMENT

THIS PURCHASE AND SALES AGREEMENT (this "Agreement") is entered into this \_\_\_\_\_ of August 2024 by and between **SEIDA PROPERTY MANAGEMENT LLC**, an Indiana limited liability company of 14761 W. 85<sup>th</sup> Court, Dyer, Indiana 46311 AND **SEIDA REAL ESTATE HOLDINGS LLC**, an Indiana limited liability company of 14761 W. 85<sup>th</sup> Court, Dyer, Indiana 46311 (collectively "Seller") and the **CITY OF EAST PROVIDENCE**, a Rhode Island municipality of 145 Taunton Avenue, East Providence, Rhode Island 02914 ("Buyer").

### WITNESSETH:

In consideration of the mutual covenants and agreements contained herein, Seller and Buyer hereby agree as follows:

1. Transfer of Property. Subject to and upon the terms and conditions herein set forth, Seller agrees to sell and transfer to Buyer, and Buyer agrees to purchase and acquire, all of Seller's right, title and interest in and to 0 Pawtucket Avenue, East Providence, Rhode Island (the "Property"). The Property is located at what is sometimes described by the City of East Providence Tax Assessor as Map 308, Block 13, Lot 6.

2. Purchase Price. The total purchase price for the Property (the "Purchase Price") shall be One Hundred Sixty Thousand Dollars (\$160,000.00), due and payable as follows:

(a) A deposit (the "Deposit") in the amount of One Thousand and 00/100 Dollars (\$1,000.00) paid upon the execution of this Agreement; and

(b) The balance of One Hundred Fifty-Nine Thousand and 00/100 Dollars (\$159,000.00) to be paid in immediately available funds at the Closing (as hereinafter defined).

3. Closing. The closing of this transaction (the "Closing") shall take place on or before 30 days after the expiration of the Due Diligence Review Period (as hereinafter defined) at **10:00 a.m.** at the offices of Denelle Law, LLC, or at such other time, date or place agreed to in writing by Buyer and Seller (the "Closing Date"). Full possession of the Property is to be delivered at the Closing, in the same condition as it is now, reasonable wear and tear thereof excepted.

4. Closing Obligations.

(a) At the Closing, Seller shall deliver to Buyer executed originals of the following documents, all of which shall be to the reasonable satisfaction of Buyer:

(i) Warranty Deed conveying the Property;

(ii) if applicable, a Certification of Discharge of Non-Resident income tax liability accruing by reason of the sale with Seller paying any monetary obligation so accrued or accruing;

(iii) an affidavit in the form prescribed by Treasury regulation Section 1.1445-2 stating Seller's taxpayer identification number and confirming Seller is not a

foreign person within the purview of 26 U.S.C. Section 1445 and the regulations issued thereunder;

(iv) an affidavit of Seller in compliance with the provisions of Rhode Island General Laws Section 44-30-71.3;

(v) reasonable and customary affidavits, documents, instruments and/or agreements which may be required by Buyer's Lender and/or Buyer's Title Insurance Company;

(vi) a settlement statement;

(vii) all surveys, plans, drawings, and other materials utilized by Seller in connection with Seller's ownership, maintenance, repair, development, construction, marketing, and sale of the Property;

(viii) duly executed discharges and/or releases of all encumbrances, including mortgages, affecting the title to the Property. It is agreed that Seller's proceeds may be used to payoff any release and/or encumbrances affecting the title to the Property; and

(ix) such additional documents as may be reasonably required for the proper consummation of the transaction contemplated by this Agreement and use and enjoyment of the Property by Buyer.

(b) At the Closing, Buyer shall deliver to Seller:

(i) the balance of the Purchase Price in accordance with Section 2 hereof; and

(ii) such additional documents as may be reasonably required for the proper consummation of the transaction contemplated by this Agreement, including without limitation, an executed settlement statement.

5. Deposit. The Deposit shall be held in escrow by Denelle Law, LLC (the "Escrow Agent") and, except as otherwise provided herein, shall be duly accounted for at the time of delivery of the deed and applied to the Purchase Price. In the event of a dispute between Seller and Buyer as to any provisions of this Agreement or the performance thereof, the Escrow Agent may retain the Deposit until the dispute is resolved by the parties, by binding settlement or court judgment, or may place the Deposit with a court of competent jurisdiction, or may release the Deposit upon execution of a written release by Buyer and Seller as permitted by the laws, rules and regulations of the State of Rhode Island.

6. Taxes and Other Adjustments. Real estate taxes, water and sewer fees, and all other

fees, costs and expenses associated with ownership and operation of the Property, including, but not limited to, all utilities on and/or serving the Property, shall be prorated between Seller and Buyer through the Closing Date. Any taxes which are a lien upon the Property shall be paid by Seller at the date of delivery of the deed.

~~(a) All municipal and/or other assessments constituting a lien on the Property which are payable over a period of more than one year shall be transferred to Buyer in full.~~

(b) Seller shall have the option to credit Buyer as an adjustment of the Purchase Price with the portion of any unpaid taxes, assessments, water, sewer, and other charges to be paid by Seller as provided above.

(c) Utility charges for periods prior to the Closing shall be paid for by Seller upon readings obtained by Seller made on or immediately prior to the Closing. Seller shall indemnify and hold harmless Buyer with respect to such utility charges. If the charges shall be based upon readings obtained more than seven (7) calendar days prior to the Closing, Seller, at Closing, shall credit to Buyer the use for the period from the date of the reading through the Closing Date.

(d) Any errors or omissions in computing apportionments at the Closing shall be corrected immediately by Seller and Buyer upon discovery after the Closing.

(e) The provisions of this Section shall survive the Closing.

7. Representations and Warranties.

I. Seller hereby represents, warrants and covenants as follows:

(a) Seller is the fee simple owner of the Property.

(b) The execution and delivery of this Agreement and all other documents executed by Seller that are to be delivered at the Closing are, and at the Closing Date will be, duly authorized by Seller, and the consummation by Seller of the transaction contemplated hereby does not, and at the time of Closing will not, violate any provisions of any agreement or judicial order to which Seller is a party or to whom Seller is subject.

(c) Without imposing upon Seller any duty or obligation to investigate the same in connection with this Agreement (or any duty or obligation to retain professionals to do so), Seller has no actual notice or knowledge of the Property's non-compliance with applicable municipal, state, and/or federal laws.

(d) Without imposing upon Seller any duty or obligation to investigate the same in connection with this Agreement (or any duty or obligation to retain professionals to do so), Seller has no actual notice or knowledge of suits or other legal proceedings

pending or threatened against Seller or any affiliate of Seller in any way relating to or affecting the Property.

(e) Without imposing upon Seller any duty or obligation to investigate the same in connection with this Agreement (or any duty or obligation to retain professionals to do so), ~~Seller has no actual notice or knowledge of any eminent domain proceedings~~ affecting the Property, or of any action and/or proceedings to change the zoning and/or permitted uses of the Property.

(f) Without imposing upon Seller any duty or obligation to investigate the same in connection with this Agreement (or any duty or obligation to retain professionals to do so), Seller has no actual notice or knowledge of any outstanding claims against Seller or the Property by any person, firm, corporation or public/governmental entity, which may have an impact on the consummation of the transaction contemplated by this Agreement.

II. Buyer hereby represents, warrants and covenants as follows:

(a) As of the date hereof and as of the Closing Date that this Agreement and all documents executed by Buyer that are to be delivered to Seller in connection with this Agreement, including at the Closing are, or at the Closing Date will be, duly authorized, executed and delivered by Buyer and that this Agreement and such documents are legal, valid and binding obligations of Buyer and do not, and, at the time of Closing will not, violate any provisions of any agreement or judicial order to which Buyer is party or to whom it is subject.

(b) There is no action, proceeding, or litigation pending against Buyer which, if adversely determined, would reasonably be expected to adversely affect or restrict the ability of Buyer to consummate the transaction contemplated by this Agreement.

8. Fixtures, etc. Not applicable.

9. Insurance; Damage to the Property. Seller shall keep the Property insured, at Seller's expense, until the delivery of the deed against loss by fire and other casualties, with Extended Coverage provisions, through the Closing Date.

10. Title. The Property is to be conveyed by a good and sufficient Warranty Deed of Seller conveying a good, clear, insurable, and marketable title, free from all encumbrances except easements, restrictions of record and municipal regulations, if any, which are acceptable to Buyer and Buyer's title insurer, and providing good, clear, insurable, and marketable title to all access rights and utilities necessary to serve the Property. Upon Seller's receipt of notice from Buyer of any title issue(s) objected to by Buyer and/or Buyer's title insurer, which notice shall be provided to Seller prior to the Closing Date, Seller shall immediately undertake, in good faith, all diligent efforts to cure such title issue(s). If, despite Seller's good faith, diligent efforts to cure such title

issue(s), Seller is unable to cure the same as of the Closing Date, Buyer shall have the option to: (i) accept such title as Seller is able to convey without reduction of the Purchase Price, or (ii) cancel this Agreement, in which case the Deposit shall be promptly refunded to Buyer and the parties' obligations hereunder shall terminate. To enable Seller to make conveyance as provided in this Agreement, Seller may, at the time of delivery of the deed, use the purchase money or any portion thereof to clear the title of any or all encumbrances.

---

11. Inspections.

(a) Notwithstanding Seller's representations and warranties expressly made in this Agreement, upon which Buyer is expressly relying, Buyer's obligations under this Agreement are subject to Buyer's satisfaction, in Buyer's sole discretion, with the results of any (1) environmental site assessment of any nature and type requested or required by Buyer; and (2) inspection for the presence of oil and/or hazardous material, including, but not limited to, lead, radon, contaminants, toxic wastes and other hazardous substances, and/or other environmental issues, problems and/or concerns (collectively, the "Investigations"), to be performed by Buyer or its authorized agent(s) (collectively, the "Inspector"), at Buyer's sole expense, on, or relating to, the Property within **forty-five (45) calendar days** from the date of the last signatory to this Agreement (the "Due Diligence Review Period"). Buyer shall indemnify and hold harmless Seller from and against all losses, costs, and/or damages arising out of the Investigations, if any, conducted at the Property unless caused by the negligent, reckless, and/or intentional acts or omissions of Seller.

(b) Upon reasonable prior notice to Seller, the Inspector may enter the Property for the purposes of conducting the Investigations.

(c) If Seller has not received a notice of termination pursuant to the subsections set forth herein by the applicable times indicated above, Buyer shall be deemed to have waived Buyer's right to terminate this Agreement under this section.

12. Mortgage Contingency. Not applicable.

13. Broker. Seller and Buyer respectively represent and warrant to each other that neither of them has consulted or negotiated with any real estate broker, agent, or finder with regard to this transaction. The parties shall indemnify and hold the other harmless from and against and claim made by any broker, agent, or finder who alleges to be due and owing any commission, payment, and/or fee based upon consultation, negotiation, and/or other involvement with such party.

16. Default. Upon default by Buyer, Seller shall have the right to retain the Deposit, with the same being Seller's sole and exclusive remedy at law or in equity. If Seller shall default in the performance of this Agreement, Buyer shall have the right to recover the Deposit, without prejudice to Buyer's right to pursue any and all remedies available to it at law or equity, including requiring specific performance.

17. Further Assurances: Each of the parties hereto agrees to execute and deliver such other documents, instruments, and affidavits as may reasonably be required to effect the transaction contemplated herein, including without limitation, any affidavits and agreements which may be required by Buyer's attorney and/or Buyer's title insurance company.

~~18. Intentionally Omitted.~~

19. Notices. All notices as required in this Agreement shall be in writing and are to be conveyed by: (1) first class mail and certified mail, return receipt requested, or (2) first class mail and hand delivery, or (3) first class mail and electronic mail. Notices shall be effective when postmarked or upon personal delivery. Notices to be sent or delivered to Seller shall be sent to Seller at the address set forth in the introduction to this Agreement (Page 1) with a copy to Seller's attorney Christopher T. Denelle, Esq., 1 Grove Avenue, East Providence, RI 02914 (electronic mail address: CDENELLE@DENELLELAW.COM). Notices to be sent or delivered to Buyer shall be sent to Buyer at the address set forth in the introduction to this Agreement (Page 1) with a copy to Buyer's attorney: Ronald R. Warr, Jr., Esq., 47 Bullocks Point Avenue, East Providence, RI 02915 (electronic mail address: RRWARR@WARR-WARR.COM). Any of the above addresses and information may be changed at any time by notice given as provided above.

20. Binding Effect. The covenants, conditions and agreements contained in this Agreement shall be binding upon and inure to the benefit of Buyer and Seller, and their respective successors and assigns.

21. Entire Agreement. The parties hereto each declare that this instrument contains the entire agreement between them, subject to no understandings, conditions or representations other than those expressly stated herein. This Agreement may not be modified or amended in whole or in part except by a writing signed by all parties.

22. Governing Law/Forum Selection. This Agreement shall in all aspects be governed by and construed in accordance with the internal laws of the State of Rhode Island without giving effect to any choice or conflict of law provision or rule (whether of the State of Rhode Island or any other jurisdiction) that would cause the application of the laws of any jurisdiction other than the State of Rhode Island, and the obligations, rights and remedies of the parties shall be determined in accordance with such laws. The parties agree that any litigation one (or more) party(ies) commences, maintains and/or is engaged in against any other party and/or parties (whether pursuant to this Agreement or otherwise) shall be brought exclusively in the courts of the State of Rhode Island, or the federal courts of the United States of America in the State of Rhode Island, with any right to bring, commence, engage and/or maintain litigation in any other courts being hereby waived to the fullest extent permitted by law. Each party hereby irrevocably submits generally and unconditionally for themselves and with respect to any and all property and/or rights that are the subject matter hereof, to the jurisdiction of the courts in the State of Rhode Island, or any United States federal court in the State of Rhode Island. Each party hereby irrevocably waives, to the fullest extent permitted by law, any objection that it/they may now or hereafter have to the laying of venue in any such court and any claim that any such court is an



inconvenient forum.

23. Counterparts and Copies. This Agreement may be executed in counterparts, each of which shall be deemed an original, but all of which taken together shall constitute one and the same instrument. Buyer and Seller agree to be bound by facsimile and/or electronic (e.g., .pdf) copies of duly executed documents.

---

24. Assignment. This Agreement shall be binding upon and shall inure to the benefit of the parties hereto and their respective successors and assigns; provided, however, that this Agreement may not be assigned without the prior written consent of the other party hereto.

25. Severability. Any provision of this Agreement or portion thereof which is unenforceable or invalid or the inclusion of which would affect the validity, legality or enforcement of this Agreement shall be of no effect, but all the remaining provisions of this Agreement or the remaining portion thereof, as the case may be, shall remain in full force and effect.

26. No Waiver. No amendment, agreement, release, consent or waiver, express or implied to or of any term or condition contained in this Agreement or breach shall be construed as an amendment, agreement, release, consent or waiver, unless the other party shall have executed and delivered a document clearly evidencing the same. No written amendment, agreement, release, consent or waiver to or of any term or condition contained in this Agreement or breach shall be construed as an amendment, agreement, release, consent or waiver of any other term or condition contained in this Agreement, or other breach. No supplement, modification, change or waiver of this Agreement shall be binding unless executed in writing by the parties.

27. City Council Approval. This Agreement shall be subject to City Council approval of the City of East Providence at the earliest City Council meeting.

28. Construction. Each party acknowledges that it has been represented by legal counsel of its choice in the negotiation and preparation of this Agreement. Each party has read and reviewed this Agreement, in consultation with its legal counsel, and is aware not only of its content but also of its legal effect and consequences. Since the Agreement is a joint effort of the parties, and their respective counsel, it should and shall be construed with fairness as between the parties, and it should not and shall not be more strictly construed in favor of or against any particular party.

IN WITNESS WHEREOF, the above parties have executed this Agreement as of the day and date set forth herein.

Seller:

**SEIDA PROPERTY MANAEGMENT LLC**

---

By: Larry Seida  
Its: Duly Authorized Member

**SEIDA REAL ESTATE HOLDINGS LLC**

---

By: Larry Seida  
Its: Duly Authorized Member

Buyer:  
**CITY OF EAST PROVIDENCE**


---

By:  
Its:

parties, and it should not and shall not be more strictly construed in favor of or against any particular party.


~~IN WITNESS WHEREOF, the above parties have executed this Agreement as of the day and date set forth herein.~~

Seller:  
**SEIDA PROPERTY MANAGEMENT LLC**



By: Lawrence Seida  
Its: Duly Authorized Member

**SEIDA REAL ESTATE HOLDINGS LLC**



By: Lawrence Seida  
Its: Duly Authorized Member

Buyer:  
**CITY OF EAST PROVIDENCE**

By:  
Its:

STATE OF RHODE ISLAND  
CITY OF EAST PROVIDENCE

RESOLUTION NO.

RESOLUTION AUTHORIZING THE MAYOR TO ENTER INTO A CONTRACT  
WITH MANAFORT BROTHERS, INC. FOR THE BOOTH AVENUE SLOPE  
STABILIZATION PROJECT

WHEREAS, on August 20, 2024, the City received four (4) bids for the installation of a reinforced soil slope and site improvements at 0 Booth Avenue; and

WHEREAS, the lowest bid was received from Manafort Brothers, Inc. in the amount of \$753,707.50; and

WHEREAS, the City would like to enter into a contract with Manafort Brothers, Inc. for the installation of a reinforced soil slope and site improvements at 0 Booth Avenue. The project will be funded through the Rhode Island Infrastructure Bank water bond.

NOW, THEREFORE, BE IT RESOLVED that the City Council of the City of East Providence hereby authorizes the Mayor of the City of East Providence to enter into a contract between Manafort Brothers, Inc. and the City of East Providence for the installation of a reinforced soil slope and site improvements at 0 Booth Avenue.

Adopted by the City Council: \_\_\_\_\_

Attest:

\_\_\_\_\_  
City Clerk of East Providence, Rhode Island

Introduced by: Council President Rodericks



CITY OF EAST PROVIDENCE  
 DEPARTMENT OF PUBLIC WORKS-ENGINEERING DIVISION  
 RFP EP23/24-33 BOOTH AVENUE SLOPE STABILIZATION  
 BID TABULATION

Item #	Description	Unit	Quantity	Manafort Brothers Inc.			SumCo Eco-Contracting, LLC			Northern Construction Service, LLC			Key Corp.	
				Bid Unit Price	Bid Amount	Bid Unit Price	Bid Unit Price	Bid Amount	Bid Unit Price	Bid Amount	Bid Unit Price	Bid Amount	Bid Unit Price	Bid Amount
1	Mobilization/Demobilization (5% max of all other bid items)	Lump Sum	1	\$35,270.00	\$35,270.00	\$31,000.00	\$31,000.00	\$56,000.00	\$56,000.00	\$63,000.00	\$63,000.00	\$63,000.00	\$63,000.00	\$63,000.00
2	Traffic Control	Lump Sum	1	\$12,222.00	\$12,222.00	\$24,000.00	\$24,000.00	\$115,000.00	\$115,000.00	\$10,000.00	\$10,000.00	\$10,000.00	\$10,000.00	
3	Traffic Control via Uniformed Officers	ALLOW		\$5,000.00	\$5,000.00	\$5,000.00	\$5,000.00	\$5,000.00	\$5,000.00	\$5,000.00	\$5,000.00	\$5,000.00	\$5,000.00	
4	Granite Curb	LF	260	\$108.50	\$28,210.00	\$132.00	\$34,320.00	\$200.00	\$52,000.00	\$83.00	\$21,580.00	\$83.00	\$21,580.00	
5	Steel Backed Timber Guard Rail	LF	175	\$303.62	\$53,133.50	\$302.00	\$52,850.00	\$360.00	\$63,000.00	\$175.00	\$30,625.00	\$175.00	\$30,625.00	
6	Reinforced Soil Slope and Rip Rap Sill	Lump Sum	1	\$392,824.00	\$392,824.00	\$454,000.00	\$454,000.00	\$536,000.00	\$536,000.00	\$800,000.00	\$800,000.00	\$800,000.00	\$800,000.00	
7	HDPE Storm Drain Pipe	LF	80	\$138.00	\$11,040.00	\$90.00	\$7,200.00	\$300.00	\$24,000.00	\$150.00	\$12,000.00	\$150.00	\$12,000.00	
8	Catch Basins	EA	1	\$5,810.00	\$5,810.00	\$4,700.00	\$4,700.00	\$10,000.00	\$10,000.00	\$5,000.00	\$5,000.00	\$5,000.00	\$5,000.00	
9	Tree & Shrub Planting and Park Landscape Features	Lump Sum	1	\$71,608.00	\$71,608.00	\$17,000.00	\$17,000.00	\$125,000.00	\$125,000.00	\$74,000.00	\$74,000.00	\$74,000.00	\$74,000.00	
10	Bio Retention Cell	Lump Sum	1	\$18,590.00	\$18,590.00	\$45,000.00	\$45,000.00	\$50,000.00	\$50,000.00	\$44,000.00	\$44,000.00	\$44,000.00	\$44,000.00	
11	Allowance for Unforeseen Conditions	ALLOW		\$120,000.00	\$120,000.00	\$120,000.00	\$120,000.00	\$120,000.00	\$120,000.00	\$120,000.00	\$120,000.00	\$120,000.00	\$120,000.00	
Total Base Bid				\$753,707.50	\$753,707.50	\$795,070.00	\$795,070.00	\$1,156,000.00	\$1,156,000.00	\$1,185,205.00	\$1,185,205.00	\$1,185,205.00	\$1,185,205.00	

STATE OF RHODE ISLAND  
CITY OF EAST PROVIDENCE

RESOLUTION NO.

---

**RESOLUTION AUTHORIZING THE MAYOR TO ENTER INTO A  
CONTRACT WITH ROBERT H. LORD COMPANY, INC. FOR THE  
DESIGN, PURCHASE AND INSTALLATION OF LIBRARY FURNISHINGS**

**WHEREAS**, the East Providence Public Library issued a request for proposals from qualified firms for the design, purchase and installation of library furnishings for its main branch; and

**WHEREAS**, the overall goal of the project is to provide a welcoming space to facilitate self-education and promote lifelong learning by updating, reconfiguring and relocating furnishings and service points throughout the library; and

**WHEREAS**, the bid submitted by Robert H. Lord Company, Inc. for the project is in the amount of \$127,375 and will be paid for using a grant awarded by the Champlin Foundation; and

**WHEREAS**, the City would like to enter into a contract with Robert H. Lord Company, Inc. for the design, purchase and installation of library furnishings in the amount of \$127,375.

**NOW, THEREFORE, BE IT RESOLVED** that the City Council of the City of East Providence hereby authorizes the Mayor of the City of East Providence to enter into a contract with Robert H. Lord Company, Inc. for the design, purchase and installation of library furnishings.

Adopted by the City Council: \_\_\_\_\_

Attest:

\_\_\_\_\_  
City Clerk of East Providence, Rhode Island

Introduced by: Council President Rodericks



# Robert H. Lord Company

220 Chapel Road  
Manchester, CT 06042

Phone # (860) 645-8700  
Fax # (860) 645-9100

www.rhlco.com

## QUOTE

Date	Quote ID
8/12/2024	35820

Bill To	RE3002
East Providence City Hall Room 103 145 Taunton Ave East Providence, RI 02914	

Ship To	35820
Weaver Library 41 Grove Avenue East Providence, RI 02914	

Estimator	Cust P.O.	Terms	Sales Rep	Project Manager	Job Code
R Romay		Net 30 from In...	DW	A Kozikowski	2 - Quotes

Ref	Description	Qty	Cost	Total
1	Paladin Caseworks: Custom Adult Curved Service Desk, (3) Pieces Total: (2) Tall Sections w/ Low Section in Front, Curved Low Section w/ Book Return Slot in Front, Depressible Book Truck, (2) Mobile Pedestals (BBF), Leaf Applique on Front of Tall Desk Sections, Top is Laminate w/ Wood Edge - Finishes: TBD	1	13,559.00	13,559.00
13	Haworth: #SJT-30-714A5A - Soji Task Chair w/ Lumbar & Height Adjustable Arms, Upholstered Seat - Upholstery: TBD (Grade D) - Finishes: TBD	5	764.00	3,820.00
2	Paladin Caseworks: Custom Adult Storage Credenza for Behind Service Desk, Doors w/ Shelves Behind, 72" W x 24"D x 36"H, Laminate Top w/ Wood Edge - Finishes: TBD	1	2,495.00	2,495.00
3	Paladin Caseworks: Custom Slat Column Enclosure w/ (1) Fixed Shelf per Column, Leaf Appliques at Top - Finishes: TBD	4	1,299.00	5,196.00
4	V/S: #45307 - Curved Double Faced Mobile Shelving, 43.5"H - Finishes: TBD	4	2,175.00	8,700.00

Due to current market volatility of raw materials and freight costs, pricing is valid for 30 days from date of quote. A revised quote will be provided after 30 days.

ACCEPTED BY: \_\_\_\_\_ DATE: \_\_\_\_\_

CUSTOMER PO: \_\_\_\_\_

**Subtotal**

**Sales Tax (0.0%)**

**Total**



**Robert H. Lord Company**  
 220 Chapel Road  
 Manchester, CT 06042

Phone # (860) 645-8700  
 Fax # (860) 645-9100

www.rhlco.com

**QUOTE**

Date	Quote ID
8/12/2024	35820

Bill To	Ship To
RE3002 East Providence City Hall Room 103 145 Taunton Ave East Providence, RI 02914	35820 Weaver Library 41 Grove Avenue East Providence, RI 02914

Estimator	Cust P.O.	Terms	Sales Rep	Project Manager	Job Code
R Romay		Net 30 from In...	DW	A Kozikowski	2 - Quotes

Ref	Description	Qty	Cost	Total
5	V/S: #45338 - Curved Double Faced Mobile Shelving, 51"H - Finishes: TBD	6	3,015.00	18,090.00
6	MediaTech: #MB3660T-29 - Malibu Oak Reading Table, 36" x 42", Laminatc Top, Radius Wood Edge - Finishes: TBD	8	1,455.00	11,640.00
6A	MediaTech: #MB3672T-29 - Malibu Oak Puzzle Table, 36" x 22", Laminatc Top, Wood Edge w/ 1" Lip Around Perimeter - Finishes: TBD	1	1,765.00	1,765.00
6B	KI: #DN1200 - Doni 4-Leg Armless Chair w/ Upholstered Vinyl Seat, Glides - Upholstery: TBD (Grade 2v) - Finishes: TBD	22	335.00	7,370.00
7	KI: #CMDGB24 - Laptop Table, 18"Diameter x 27"H - Finishes: TBD	4	375.00	1,500.00
8	KI: #DN5200 - Doni 5-Star Caster Based Armless Chair w/ Upholstered Vnyl Seat - Upholstery: TBD (Grade 2v) - Finishes: TBD	17	445.00	7,565.00

Due to current market volatility of raw materials and freight costs, pricing is valid for 30 days from date of quote. A revised quote will be provided after 30 days.

ACCEPTED BY: \_\_\_\_\_ DATE: \_\_\_\_\_

CUSTOMER PO: \_\_\_\_\_

<b>Subtotal</b>
<b>Sales Tax (0.0%)</b>
<b>Total</b>





**Robert H. Lord Company**  
 220 Chapel Road  
 Manchester, CT 06042

Phone # (860) 645-8700  
 Fax # (860) 645-9100  
 www.rhlco.com

**QUOTE**

Date	Quote ID
8/12/2024	35820

Bill To	Ship To
<b>RE4002</b> East Providence City Hall Room 103 145 Taunton Ave East Providence, RI 02914	<b>35820</b> Weaver Library 41 Grove Avenue East Providence, RI 02914

Estimator	Cust./P.O.	Terms	Sales Rep	Project Manager	Job Code
R Romay		Net 30 from In...	DW	A Kozikowski	2 - Quotes

Qty	Description	Qty	Cost	Total
9	Integra: #KL38-1 - Kallise Single Seat Lounge Chair w/ Silicone Upholstery - Finishes: TBD	4	1,425.00	5,700.00
10	Paladin Caseworks: Custom Adult Tech-Help Desk, 72"W x 36"H, Leaf Applique, Charging for (8) Laptops, Laminate Top w/ Wood Edge - Finishes: TBD	1	4,060.00	4,060.00
11	Connectrac: #CT.XPO.1-12-25.1C-SV On-floor express kit. Installed in two areas	1	5,381.00	5,381.00
12	Paladin Caseworks: Custom Children's Curved Service Desk, 72"W x 29"H w/ (1) BBF Pedestal & (1) Drawer & Door Pedestal, Laminate Top w/ Wood Edge - Finishes: TBD	1	3,450.00	3,450.00
13	Haworth: #SJT-30-714A5A - Soji Task Chair w/ Lumbar & Height Adjustable Arms, Upholstered Seat - Upholstery: TBD (Grade D) - Finishes: TBD	2	764.00	1,528.00
14	MediaTech: #H11-4824 / #H11-4824A - Laminate Double Faced Shelving, 24"D x 48"H - Finishes: TBD	14	1,215.00	17,010.00

Due to current market volatility of raw materials and freight costs, pricing is valid for 30 days from date of quote. A revised quote will be provided after 30 days.

ACCEPTED BY: \_\_\_\_\_ DATE: \_\_\_\_\_

CUSTOMER PO: \_\_\_\_\_

<b>Subtotal</b>
<b>Sales Tax (0.0%)</b>
<b>Total</b>



**Robert H. Lord Company**  
 220 Chapel Road  
 Manchester, CT 06042

Phone # (860) 645-8700  
 Fax # (860) 645-9100  
 www.rhlco.com

**QUOTE**

Date	Quote ID
8/12/2024	35820

Bill To	RE3002	Ship To	35820
East Providence City Hall Room 103 145 Taunton Ave East Providence, RI 02914		Weaver Library 41 Grove Avenue East Providence, RI 02914	

Estimator	Cust P.O.	Terms	Sales Rep.	Project Manager	Job Code
R Ronay		Net 30 from In...	DW	A Kozikowski	2 - Quotes

Ref	Description	Qty	Cost	Total
14-1	MediaTech; #Z100088 - Slatwall End Panels for 24"W x 48"H Shelving to be Located at End of Shelving Run - Finishes: TBD	4	199.00	796.00
14A	MediaTech; #NSTO-OS-2048L-54-G3 - Nest Nook Units to be Placed in (2) Locations in Shelving Runs - Finishes: TBD	2	3,875.00	7,750.00
	Delivery Included	1	0.00	
	Installation Included	1	0.00	
	*** OPTIONAL ITEMS ***			
Option A	Agati; #POD-WKS-STR-52-49-PLG-UP - Single Pod Workstation w/ Pop-up Power * \$8,425.00 per Unit			
Option B	Agati; #POD-CRL-STR-52-49-PLG-UP - Single Pod Carrel w/ Pop-up Power * \$5,775.00 per Unit			
Option C	MooreCo; #SG.SPP,UPP.533962.P.R - Privacy Pod Workstation w/ Power * \$4,775.00 per Unit			

Due to current market volatility of raw materials and freight costs, pricing is valid for 30 days from date of quote. A revised quote will be provided after 30 days.

<b>Subtotal</b>	\$127,375.00
<b>Sales Tax (0.0%)</b>	\$0.00
<b>Total</b>	\$127,375.00

ACCEPTED BY: \_\_\_\_\_ DATE: \_\_\_\_\_

CUSTOMER PO: \_\_\_\_\_

**STATE OF RHODE ISLAND  
CITY OF EAST PROVIDENCE**

**RESOLUTION NO.**

**RESOLUTION REQUESTING A REVIEW OF ALL CROSSWALK AND  
PEDESTRIAN CROSSING TRAFFIC DEVICES WITHIN THE CITY**

**WHEREAS**, pedestrian crosswalk signals provide motorists and pedestrians enhanced safety and security at various locations throughout the City; and

**WHEREAS**, many of the crosswalk signals are controlled, maintained, and the property of the State of Rhode Island by and through the Rhode Island Department of Transportation; and

**WHEREAS**, there are several crosswalk signals and pedestrian crossing devices that are not functioning and are otherwise not operational; and

**WHEREAS**, repairing or replacing such devices will improve public safety and help protect residents throughout the City.

**NOW, THEREFORE, BE IT RESOLVED** that the City Council of the City of East Providence requests the following:

That the East Providence Department of Public Works conduct a review of all crosswalk and pedestrian crossing traffic devices within the City; and

That all defective and non-functioning crosswalk signal devices be repaired or replaced as needed with the help and support of the Rhode Island Department of Transportation; and

That the review be done within six (6) months of the passage of this Resolution and the results reported back to the City Council.

The City Clerk is hereby authorized to send a certified copy of this Resolution to Director Peter Alviti of the Rhode Island Department of Transportation.

Adopted by the City Council \_\_\_\_\_

Attest:

\_\_\_\_\_  
City Clerk of East Providence, Rhode Island

Introduced by Councilwoman Sousa



**Safety Benefits:**  
RRFBs can reduce crashes up to:

**47%**

for pedestrian crashes.<sup>4</sup>

**RRFBs can increase motorist yielding rates up to:**

**98%**

(varies by speed limit, number of lanes, crossing distance, and time of day).<sup>3</sup>



RRFBs used at a trail crossing.  
Source: LJB

**For more information on this and other FHWA Proven Safety Countermeasures, please visit <https://highways.dot.gov/safety/proven-safety-countermeasures> and [https://highways.dot.gov/sites/fhwa.dot.gov/files/2022-06/techSheet\\_RRFB\\_2018.pdf](https://highways.dot.gov/sites/fhwa.dot.gov/files/2022-06/techSheet_RRFB_2018.pdf).**

## Rectangular Rapid Flashing Beacons (RRFB)

A marked crosswalk or pedestrian warning sign can improve safety for pedestrians crossing the road, but at times may not be sufficient for drivers to visibly locate crossing locations and yield to pedestrians. To enhance pedestrian conspicuity and increase driver awareness at uncontrolled, marked crosswalks, transportation agencies can install a pedestrian actuated Rectangular Rapid Flashing Beacon (RRFB) to accompany a pedestrian warning sign. RRFBs consist of two, rectangular-shaped yellow indications, each with a light-emitting diode (LED)-array-based light source.<sup>1</sup> RRFBs flash with an alternating high frequency when activated to enhance conspicuity of pedestrians at the crossing to drivers.

Transportation agencies should refer to the *Manual on Uniform Traffic Control Devices (MUTCD)* for information on the application of RRFBs.<sup>1</sup>

### Applications

The RRFB is applicable to many types of pedestrian crossings but is particularly effective at multilane crossings with speed limits less than 40 miles per hour.<sup>2</sup> Research suggests RRFBs can result in motorist yielding rates as high as 98 percent at marked crosswalks, but varies depending on the location, posted speed limit, pedestrian crossing distance, one- versus two-way road, and the number of travel lanes.<sup>3</sup> RRFBs can also accompany school or trail crossing warning signs.

RRFBs are placed on both sides of a crosswalk below the pedestrian crossing sign and above the diagonal downward arrow plaque pointing at the crossing.<sup>1</sup> The flashing pattern can be activated with pushbuttons or passive (e.g., video or infrared) pedestrian detection, and should be unlit when not activated.

### Considerations

#### Agencies should:<sup>2</sup>

- Install RRFBs in the median rather than the far-side of the roadway if there is a pedestrian refuge or other type of median.
- Use solar-power panels to eliminate the need for a power source.
- Reserve the use of RRFBs for locations with significant pedestrian safety issues, as over-use of RRFB treatments may diminish their effectiveness.

#### Agencies shall not:<sup>2</sup>

- Use RRFBs without the presence of a pedestrian, school or trail crossing warning sign.
- Use RRFBs for crosswalks across approaches controlled by YIELD signs, STOP signs, traffic control signals, or pedestrian hybrid beacons, except for the approach or egress from a roundabout.

<sup>1</sup> Manual on Uniform Traffic Control Devices (MUTCD), Chapter 4L, FHWA, (2023).

<sup>2</sup> "Rectangular Rapid Flash Beacon" in PEDSAFE: Pedestrian Safety Guide and Countermeasure Selection System, FHWA, (2013).

<sup>3</sup> Fitzpatrick et al. "Will You Stop for Me? Roadway Design and Traffic Control Device Influences on Drivers Yielding to Pedestrians in a Crosswalk with a Rectangular Rapid-Flashing Beacon." Report No. TI-CTS-0010. Texas A&M Transportation Institute, (2016).

<sup>4</sup> (CMF ID: 9024) NCHRP Research Report 841 Development of Crash Modification Factors for Uncontrolled Pedestrian Crossing Treatments, (2017).

**STATE OF RHODE ISLAND  
CITY OF EAST PROVIDENCE**

**RESOLUTION NO.**

**RESOLUTION REQUESTING THE DEPARTMENT OF PUBLIC WORKS  
PURCHASE AND INSTALL PLACE MAKER BANNERS**

**WHEREAS**, the City has previously purchased place maker banners to adorn street lights in the City; and

**WHEREAS**, such banners enhance the aesthetic streetscape of the City; and

**WHEREAS**, place maker banners also help celebrate various seasons, holidays, and other civic events.

**NOW, THEREFORE, BE IT RESOLVED** that the City Council of the City of East Providence requests the following:

That the Department of Public Works purchase and install place maker banners to be displayed on Taunton Avenue to be changed out regularly to celebrate each season of the year; and

Similar banners be installed and purchased that state "Welcome to Rumford;" and

Additional banners be obtained to honor East Providence Veterans.

Adopted by the City Council \_\_\_\_\_

Attest:

\_\_\_\_\_  
City Clerk of East Providence, Rhode Island

Introduced by: Councilwoman Sousa

# ORDINANCES

STATE OF RHODE ISLAND  
CITY OF EAST PROVIDENCE

CHAPTER

AN ORDINANCE IN AMENDMENT OF CHAPTER 17 OF THE  
REVISED ORDINANCES OF THE CITY OF EAST PROVIDENCE,  
RHODE ISLAND, 1998, AS AMENDED, ENTITLED "UTILITIES"

**THE COUNCIL OF THE CITY OF EAST PROVIDENCE HEREBY ORDAINS:**

**SECTION I.** Subsection (e) of Section 17-183 entitled "Charges to be based upon water consumption; rate" of Chapter 17 of the ordinances of the City of East Providence, Rhode Island, 1998, as amended, entitled "Utilities" is amended to read as follows:

(e) Any amount unpaid on the due date, after a seven (7) ~~calendar~~ business day grace period, shall be subject to a penalty at the rate of 12 per centum, per annum.

**SECTION II.** This ordinance shall take effect upon its second passage and all ordinances or parts of ordinances inconsistent herewith are hereby repealed.

Given first passage 10/1/24 and referred to \_\_\_\_\_ at 6:30 p.m. for a hearing and consideration of final passage and adopted \_\_\_\_\_.

Attest:

\_\_\_\_\_  
City Clerk of the City of East Providence, Rhode Island

Requested by: Councilwoman Sousa

STATE OF RHODE ISLAND

CITY OF EAST PROVIDENCE

CHAPTER

AN ORDINANCE IN AMENDMENT OF CHAPTER 17 OF THE  
REVISED ORDINANCES OF THE CITY OF EAST PROVIDENCE,  
RHODE ISLAND, 1998, AS AMENDED, ENTITLED "UTILITIES."

THE COUNCIL OF THE CITY OF EAST PROVIDENCE HEREBY ORDAINS:

**SECTION I.** Subsection (d) of Sec. 17-36 entitled "Water rates" of Article II entitled "Water" of Chapter 17 of the Revised Ordinances of the City of East Providence, Rhode Island, 1998, as amended, entitled "Utilities," is amended to read as follows:

(d) Any amount unpaid on the due date, after a seven (7) calendar business day grace period, shall be subject to a penalty at the rate of 12 per centum, per annum.

**SECTION II.** This ordinance shall take effect upon its second passage and all ordinances or parts of ordinances inconsistent herewith are hereby repealed.

Given first passage \_\_\_\_\_ and referred to \_\_\_\_\_ at 6:30 p.m. for a hearing and consideration of final passage and adopted \_\_\_\_\_.

Attest:

\_\_\_\_\_  
City Clerk of the City of East Providence, Rhode Island

Introduced by: Councilwoman Sousa



STATE OF RHODE ISLAND  
CITY OF EAST PROVIDENCE

CHAPTER NO.

AN ORDINANCE IN AMENDMENT OF CHAPTER 2 OF THE  
REVISED ORDINANCES OF THE CITY OF EAST PROVIDENCE,  
RHODE ISLAND, 1998, AS AMENDED, ENTITLED "ADMINISTRATION"

THE COUNCIL OF THE CITY OF EAST PROVIDENCE HEREBY ORDAINS:

**SECTION I.** Chapter 2 of the Revised Ordinances of the City of East Providence, Rhode Island, 1998, as amended, entitled "Administration" is amended by adding thereto the following:

**Article VIII. East Providence School Department Capital Improvement Revolving Fund**

Sec. 2-294. Definitions.

The following words, terms, and phrases shall have the meanings as set forth in this section, except where to context clearly indicates a difference meaning:

*"Approved project"* means a project which has complied with the administrative regulations governing R.I.G.L § 16-7-35 through § 16-7-47, and which has been authorized to receive state school housing reimbursement by the commissioner of elementary and secondary education of the Rhode Island Department of Education.

*"Bonded debt re-imbusement"* means state housing aid reimbursement received as a result of bonded debt related to school capital improvement projects as approved by the Rhode Island Department of Education.

*"Capital Improvement project"* means repairs or construction of a facility that enhances the facilities' condition, prolongs its useful life, or adapts to new uses and the acquisition or interest in land or lease or purchase of building.

*"Capital Improvement Revolving Fund Committee"* means the committee as established by Section 2-297 of this ordinance with the duties as set forth herein.

*"Revolving fund"* means the East Providence School Department Capital Improvement Fund as established by this ordinance.

Sec. 2-295. Initial Funding – Revolving Fund.

The City of East Providence shall transfer any unencumbered and unspent funds from the high school bond Series 2021 F (account number 00977096) to establish the Revolving Fund.

Sec. 2-296. Additional Funding-Revolving.

Any and all reimbursements, including but not limited to reimbursements by the Rhode Island Department of Education of an approved capital improvement project, excluding any bonded debt reimbursement, shall be transferred to the Revolving Fund.

The East Providence City Council, by ordinance, and/or the East Providence School Committee may contribute additional monies to the Revolving Fund at their discretion.

Sec. 2-297. Capital Improvement Revolving Fund Committee

(A) The composition of the committee shall be as follows to serve for a term equal to the term of the appointing authority.

1. The Mayor or his/her designee;
2. The School Superintendent or his/her designee;
3. City Council President or his/her designee;
4. School Committee Chairperson or his/her designee;
5. The East Providence School Department Director of Facilities.

(B) Duties

The Capital Improvement Revolving Fund Committee shall be advisory to the City Council and Mayor and shall recommend capital improvement projects related to the East Providence School Department.

Recommended Capital Improvement Projects shall be prioritized on the basis of available funding, health and safety, and overall need and conformity with the School District's strategic plan.

Sec. 2-298. Management and Procedures.

Upon receipt of recommendations by the Capital Improvement Revolving Fund Committee, the City Council, by ordinance, may approve and authorize the withdrawal and use of funds from the Revolving Fund to be used on a designated capital improvement project. Said funds shall be used exclusively for professional services, consultants, and construction costs related to a designated project.

**SECTION II.** This ordinance shall take effect upon its second passage and all ordinances or parts of ordinances inconsistent herewith are hereby repealed.

Given first passage \_\_\_\_\_ and referred to \_\_\_\_\_ at 6:30 p.m. for a hearing and consideration of final passage; and adopted \_\_\_\_\_ .

Attest:

\_\_\_\_\_  
City Clerk of East Providence, Rhode Island

Introduced by: Council President Rodericks

**STATE OF RHODE ISLAND  
CITY OF EAST PROVIDENCE**

**CHAPTER**

**AN ORDINANCE OF THE COUNCIL OF THE CITY OF EAST PROVIDENCE  
APPROPRIATING UP TO \$5,500 FOR A SCHOLARSHIP TO THE  
EAST END THEATRE & PERFORMING ARTS**

**THE COUNCIL OF THE CITY OF EAST PROVIDENCE HEREBY ORDAINS:**

**SECTION I.** On January 9, 2024, the East Providence City Council adopted ordinance Chapter 916 appropriating up to \$50,000 for a Citywide Utility Box Art Project to be funded from Federal ARPA funds.

**SECTION II.** The City Council hereby reappropriates and reallocates up to \$5,500 from the Citywide Utility Box Art Project for a scholarship to the East End Theatre & Performing Arts.

**SECTION III.** The East End Theatre & Performing Arts is a Rhode Island-based non-profit community theatre located at 1336 Pawtucket Avenue, East Providence with a mission to provide inclusive, accessible, and professional performance opportunities and arts education that will make a substantial difference in the life of a young performer giving them a creative outlet, a chance to participate in the arts, and a space to gain the skills and confidence to succeed in education and the world beyond.

**SECTION IV.** This ordinance shall take effect upon its second passage and all ordinances or parts of ordinances inconsistent herewith are hereby repealed.

Given first passage \_\_\_\_\_ and referred to \_\_\_\_\_ at 6:30 p.m. for a hearing and consideration of final passage and adopted \_\_\_\_\_.

Attest:

\_\_\_\_\_  
City Clerk of the City of East Providence, Rhode Island

Introduced by: Councilwoman Sousa

ARPA

**City of East Providence, RI**

Encumbrance Budget \*

29010 - American Rescue Plan Act

From 11/1/2020 Through 9/30/2024

\* This report may be affected by Account Level Security

Account Code	Account Title	YTD Budget - Original	YTD Budget - Revised	Current Period Actual	YTD Actual	YTD Enc	Balance	Exp
51110	Regular Salaries							
000	None							
300	Planning	0.00	0.00	109,615.56	109,615.56	0.00	(109,615.56)	0.00%
550	Public Library	0.00	1,000,000.00	200,024.35	200,024.35	0.00	799,975.65	80.00%
51116	Part Time / Temporary Pay							
000	None							
125	Mayor	0.00	0.00	23,154.00	23,154.00	0.00	(23,154.00)	0.00%
155	Senior Services	0.00	0.00	23,139.00	23,139.00	0.00	(23,139.00)	0.00%
170	Information Technology	0.00	0.00	13,170.00	13,170.00	0.00	(13,170.00)	0.00%
200	City Clerk	0.00	0.00	5,778.75	5,778.75	0.00	(5,778.75)	0.00%
260	Finance	0.00	0.00	8,965.50	8,965.50	0.00	(8,965.50)	0.00%
270	Treasury	0.00	0.00	3,037.50	3,037.50	0.00	(3,037.50)	0.00%
290	Assessment	0.00	0.00	5,235.00	5,235.00	0.00	(5,235.00)	0.00%
300	Planning	0.00	0.00	13,797.73	13,797.73	0.00	(13,797.73)	0.00%
310	CDBG	0.00	0.00	543.81	543.81	0.00	(543.81)	0.00%
400	Human Resources	0.00	0.00	6,397.00	6,397.00	0.00	(6,397.00)	0.00%
410	Affirmative Action/Human Ser...	0.00	0.00	8,193.75	8,193.75	0.00	(8,193.75)	0.00%
450	Canvassing Authority	0.00	0.00	44,452.50	44,452.50	0.00	(44,452.50)	0.00%
550	Public Library	0.00	0.00	27,798.00	27,798.00	0.00	(27,798.00)	0.00%
605	Building Inspection	0.00	0.00	3,967.50	3,967.50	0.00	(3,967.50)	0.00%
610	Engineering	0.00	0.00	19,328.88	19,328.88	0.00	(19,328.88)	0.00%
630	Highway	0.00	0.00	149,456.25	149,456.25	0.00	(149,456.25)	0.00%
660	Public Buildings	0.00	0.00	35,602.50	35,602.50	0.00	(35,602.50)	0.00%
670	Central Garage	0.00	0.00	62,765.50	62,765.50	0.00	(62,765.50)	0.00%
700	Police	0.00	0.00	19,612.50	19,612.50	0.00	(19,612.50)	0.00%
750	Fire	0.00	0.00	21,451.50	21,451.50	0.00	(21,451.50)	0.00%
800	Recreation	0.00	0.00	89,107.50	89,107.50	0.00	(89,107.50)	0.00%
850	Carousel	0.00	0.00	16,335.00	16,335.00	0.00	(16,335.00)	0.00%
51133	Longevity							
000	None							
550	Public Library	0.00	0.00	6,354.78	6,354.78	0.00	(6,354.78)	0.00%
51201	Overtime							
000	None							
550	Public Library	0.00	0.00	584.83	584.83	0.00	(584.83)	0.00%
670	Central Garage	0.00	0.00	94.50	94.50	0.00	(94.50)	0.00%
52110	Health Coshare							
000	None							
550	Public Library	0.00	0.00	(8,031.18)	(8,031.18)	0.00	8,031.18	0.00%

**City of East Providence, RI**

Encumbrance Budget \*

29010 - American Rescue Plan Act

From 11/1/2020 Through 9/30/2024

\* This report may be affected by Account Level Security

Account Code	Account Title	YTD Budget - Original	YTD Budget - Revised	Current Period Actual	YTD Actual	YTD Enc	Balance	Exp
52208	Mers Pension							
000	None							
550	Public Library	0.00	0.00	45,026.47	45,026.47	0.00	(45,026.47)	0.00%
52218	TTAA							
000	None							
550	Public Library	0.00	0.00	2,463.07	2,463.07	0.00	(2,463.07)	0.00%
52301	FICA							
000	None							
125	Mayor	0.00	0.00	1,435.57	1,435.57	0.00	(1,435.57)	0.00%
155	Senior Services	0.00	0.00	1,434.66	1,434.66	0.00	(1,434.66)	0.00%
170	Information Technology	0.00	0.00	816.54	816.54	0.00	(816.54)	0.00%
200	City Clerk	0.00	0.00	358.30	358.30	0.00	(358.30)	0.00%
260	Finance	0.00	0.00	555.89	555.89	0.00	(555.89)	0.00%
270	Treasury	0.00	0.00	188.33	188.33	0.00	(188.33)	0.00%
290	Assessment	0.00	0.00	324.58	324.58	0.00	(324.58)	0.00%
300	Planning	0.00	0.00	7,685.29	7,685.29	0.00	(7,685.29)	0.00%
310	CDBG	0.00	0.00	33.72	33.72	0.00	(33.72)	0.00%
400	Human Resources	0.00	0.00	396.63	396.63	0.00	(396.63)	0.00%
410	Affirmative Action/Human Ser...	0.00	0.00	508.02	508.02	0.00	(508.02)	0.00%
450	Convassing Authority	0.00	0.00	2,756.09	2,756.09	0.00	(2,756.09)	0.00%
550	Public Library	0.00	0.00	14,198.46	14,198.46	0.00	(14,198.46)	0.00%
605	Building Inspection	0.00	0.00	245.99	245.99	0.00	(245.99)	0.00%
610	Engineering	0.00	0.00	1,198.40	1,198.40	0.00	(1,198.40)	0.00%
630	Highway	0.00	0.00	9,266.32	9,266.32	0.00	(9,266.32)	0.00%
660	Public Buildings	0.00	0.00	2,207.38	2,207.38	0.00	(2,207.38)	0.00%
670	Central Garage	0.00	0.00	3,904.79	3,904.79	0.00	(3,904.79)	0.00%
700	Police	0.00	0.00	1,241.14	1,241.14	0.00	(1,241.14)	0.00%
750	Fire	0.00	0.00	1,329.99	1,329.99	0.00	(1,329.99)	0.00%
800	Recreation	0.00	0.00	5,524.73	5,524.73	0.00	(5,524.73)	0.00%
850	Carousel	0.00	0.00	1,012.79	1,012.79	0.00	(1,012.79)	0.00%
52302	Medicare							
000	None							
125	Mayor	0.00	0.00	335.76	335.76	0.00	(335.76)	0.00%
155	Senior Services	0.00	0.00	335.54	335.54	0.00	(335.54)	0.00%
170	Information Technology	0.00	0.00	190.96	190.96	0.00	(190.96)	0.00%
200	City Clerk	0.00	0.00	83.80	83.80	0.00	(83.80)	0.00%
260	Finance	0.00	0.00	130.02	130.02	0.00	(130.02)	0.00%
270	Treasury	0.00	0.00	44.06	44.06	0.00	(44.06)	0.00%

**City of East Providence, RI**

Encumbrance Budget \*

29010 - American Rescue Plan Act

From 11/1/2020 Through 9/30/2024

\* This report may be affected by Account Level Security

Account Code	Account Title	YTD Budget - Original	YTD Budget - Revised	Current Period Actual	YTD Actual	YTD Enc	Balance	Exp
290	Assessment	0.00	0.00	75.91	75.91	0.00	(75.91)	0.00%
300	Planning	0.00	0.00	1,797.15	1,797.15	0.00	(1,797.15)	0.00%
310	CDBG	0.00	0.00	7.89	7.89	0.00	(7.89)	0.00%
400	Human Resources	0.00	0.00	92.78	92.78	0.00	(92.78)	0.00%
410	Affirmative Action/Human Ser...	0.00	0.00	118.81	118.81	0.00	(118.81)	0.00%
450	Carvassing Authority	0.00	0.00	644.66	644.66	0.00	(644.66)	0.00%
550	Public Library	0.00	0.00	3,320.62	3,320.62	0.00	(3,320.62)	0.00%
605	Building Inspection	0.00	0.00	57.53	57.53	0.00	(57.53)	0.00%
610	Engineering	0.00	0.00	280.28	280.28	0.00	(280.28)	0.00%
630	Highway	0.00	0.00	2,167.11	2,167.11	0.00	(2,167.11)	0.00%
660	Public Buildings	0.00	0.00	516.27	516.27	0.00	(516.27)	0.00%
670	Central Garage	0.00	0.00	913.30	913.30	0.00	(913.30)	0.00%
700	Police	0.00	0.00	290.29	290.29	0.00	(290.29)	0.00%
750	Fire	0.00	0.00	311.09	311.09	0.00	(311.09)	0.00%
800	Recreation	0.00	0.00	1,292.07	1,292.07	0.00	(1,292.07)	0.00%
850	Carousel	0.00	0.00	236.90	236.90	0.00	(236.90)	0.00%
52401	Deferred Compensation							
000	None							
550	Public Library	0.00	0.00	2,165.68	2,165.68	0.00	(2,165.68)	0.00%
55000	Program Costs							
000	None							
900	Miscellaneous	0.00	14,510,912.00	11,259,262.39	11,259,262.39	2,450,277.86	801,371.75	5.52%
899	Ready Set Play							
900	Miscellaneous	0.00	75,000.00	45,000.00	45,000.00	30,000.00	0.00	0.00%
900	Bold Point Park/John Lewis Wat...							
900	Miscellaneous	0.00	450,000.00	193,430.73	193,430.73	230.56	256,338.71	56.96%
901	Citywide Utility Box Art Project							
900	Miscellaneous	0.00	50,000.00	0.00	0.00	3,600.00	46,400.00	92.80%
902	Crescent Park Concession And ...							
900	Miscellaneous	0.00	1,000,000.00	22,187.50	22,187.50	2,812.50	975,000.00	97.50%
903	Former Oldham School Busines...							
900	Miscellaneous	0.00	1,000,000.00	14,108.35	14,108.35	372,826.82	613,064.83	61.31%
904	Pierce Field Football Stadium Tr...							
900	Miscellaneous	0.00	102,130.00	93,412.50	93,412.50	0.00	8,717.50	8.54%
905	Splash Pad - Riverside							
900	Miscellaneous	0.00	200,000.00	0.00	0.00	50,000.00	150,000.00	75.00%
907	Citywide Sewer And Drain Impr...							
900	Miscellaneous	0.00	1,000,000.00	310,657.29	310,657.29	322,583.55	366,759.16	36.68%

**City of East Providence, RI**

Encumbrance Budget \*

29010 - American Rescue Plan Act

From 11/1/2020 Through 9/30/2024

\* This report may be affected by Account Level Security

Account Code	Account Title	YTD Budget - Original	YTD Budget - Revised	Current Period Actual	YTD Actual	YTD Enc	Balance	Exp
908	Storefront Improvement Program							
900	Miscellaneous	0.00	400,000.00	400,000.00	400,000.00	0.00	0.00	0.00%
909	Citywide Placemaking .							
900	Miscellaneous	0.00	550,000.00	94,987.98	94,987.98	34,131.08	420,880.94	76.52%
910	Adaptive Playground Equipment							
900	Miscellaneous	0.00	500,000.00	0.00	0.00	500,000.00	0.00	0.00%
911	EPPD Renovations							
900	Miscellaneous	0.00	2,500,000.00	43,145.61	43,145.61	2,013,827.83	443,026.56	17.72%
912	Potter St & Burgess St parking I...							
900	Miscellaneous	0.00	447,870.00	153,723.99	153,723.99	294,146.01	0.00	0.00%
913	Community Recreation Center							
900	Miscellaneous	0.00	3,000,000.00	484,210.97	484,210.97	1,030,153.25	1,485,635.78	49.52%
914	Kent Heights Recreational impr...							
900	Miscellaneous	0.00	1,000,000.00	544,409.95	544,409.95	455,590.05	0.00	0.00%
	Total 29010 - American Rescue Plan Act	0.00	(27,785,912.00)	(14,687,991.40)	(14,687,991.40)	(7,560,179.51)	(5,537,741.09)	19.93%
Report Total		0.00	(27,785,912.00)	(14,687,991.40)	(14,687,991.40)	(7,560,179.51)	(5,537,741.09)	0.00%



**City of East Providence, RI**  
Encumbrance Budget \*

29010 - American Rescue Plan Act  
From 11/1/2020 Through 9/30/2024

\* This report may be affected by Account Level Security

Account Code	Account Title	YTD Budget - Original	YTD Budget - Revised	Current Period Actual	YTD Actual	YTD Enc	Balance	Exp
51110	Regular Salaries							
000	None							
300	Planning	0.00	0.00	109,615.56	109,615.56	0.00	(109,615.56)	0.00%
550	Public Library	0.00	1,000,000.00	200,024.35	200,024.35	0.00	799,975.65	80.00%
51116	Part Time / Temporary Pay							
000	None							
125	Mayor	0.00	0.00	23,154.00	23,154.00	0.00	(23,154.00)	0.00%
155	Senior Services	0.00	0.00	23,139.00	23,139.00	0.00	(23,139.00)	0.00%
170	Information Technology	0.00	0.00	13,170.00	13,170.00	0.00	(13,170.00)	0.00%
200	City Clerk	0.00	0.00	5,778.75	5,778.75	0.00	(5,778.75)	0.00%
260	Finance	0.00	0.00	8,965.50	8,965.50	0.00	(8,965.50)	0.00%
270	Treasury	0.00	0.00	3,037.50	3,037.50	0.00	(3,037.50)	0.00%
290	Assessment	0.00	0.00	5,235.00	5,235.00	0.00	(5,235.00)	0.00%
300	Planning	0.00	0.00	13,797.73	13,797.73	0.00	(13,797.73)	0.00%
310	CDBG	0.00	0.00	543.81	543.81	0.00	(543.81)	0.00%
400	Human Resources	0.00	0.00	6,397.00	6,397.00	0.00	(6,397.00)	0.00%
410	Affirmative Action/Human Ser...	0.00	0.00	8,193.75	8,193.75	0.00	(8,193.75)	0.00%
450	Canvassing Authority	0.00	0.00	44,452.50	44,452.50	0.00	(44,452.50)	0.00%
550	Public Library	0.00	0.00	27,798.00	27,798.00	0.00	(27,798.00)	0.00%
605	Building Inspection	0.00	0.00	3,967.50	3,967.50	0.00	(3,967.50)	0.00%
610	Engineering	0.00	0.00	19,328.88	19,328.88	0.00	(19,328.88)	0.00%
630	Highway	0.00	0.00	149,456.25	149,456.25	0.00	(149,456.25)	0.00%
660	Public Buildings	0.00	0.00	35,602.50	35,602.50	0.00	(35,602.50)	0.00%
670	Central Garage	0.00	0.00	62,765.50	62,765.50	0.00	(62,765.50)	0.00%
700	Police	0.00	0.00	19,612.50	19,612.50	0.00	(19,612.50)	0.00%
750	Fire	0.00	0.00	21,451.50	21,451.50	0.00	(21,451.50)	0.00%
800	Recreation	0.00	0.00	89,107.50	89,107.50	0.00	(89,107.50)	0.00%
850	Carousel	0.00	0.00	16,335.00	16,335.00	0.00	(16,335.00)	0.00%
51133	Longevity							
000	None							
		0.00						



**City of East Providence, RI**

Encumbrance Budget \*

29010 - American Rescue Plan Act

From 11/1/2020 Through 9/30/2024

\* This report may be affected by Account Level Security

Account Code	Account Title	YTD Budget - Original	YTD Budget - Revised	Current Period Actual	YTD Actual	YTD Enc	Balance	Exp
410	Affirmative Action/Human Ser...	0.00	0.00	508.02	508.02	0.00	(508.02)	0.00%
450	Canvassing Authority	0.00	0.00	2,756.09	2,756.09	0.00	(2,756.09)	0.00%
550	Public Library	0.00	0.00	14,198.46	14,198.46	0.00	(14,198.46)	0.00%
605	Building Inspection	0.00	0.00	245.99	245.99	0.00	(245.99)	0.00%
610	Engineering	0.00	0.00	1,198.40	1,198.40	0.00	(1,198.40)	0.00%
630	Highway	0.00	0.00	9,266.32	9,266.32	0.00	(9,266.32)	0.00%
660	Public Buildings	0.00	0.00	2,207.38	2,207.38	0.00	(2,207.38)	0.00%
670	Central Garage	0.00	0.00	3,904.79	3,904.79	0.00	(3,904.79)	0.00%
700	Police	0.00	0.00	1,241.14	1,241.14	0.00	(1,241.14)	0.00%
750	Fire	0.00	0.00	1,329.99	1,329.99	0.00	(1,329.99)	0.00%
800	Recreation	0.00	0.00	5,524.73	5,524.73	0.00	(5,524.73)	0.00%
850	Carousel	0.00	0.00	1,012.79	1,012.79	0.00	(1,012.79)	0.00%
52302	Medicare							
000	None							
125	Mayor	0.00	0.00	335.76	335.76	0.00	(335.76)	0.00%
155	Senior Services	0.00	0.00	335.54	335.54	0.00	(335.54)	0.00%
170	Information Technology	0.00	0.00	190.96	190.96	0.00	(190.96)	0.00%
200	City Clerk	0.00	0.00	83.80	83.80	0.00	(83.80)	0.00%
260	Finance	0.00	0.00	130.02	130.02	0.00	(130.02)	0.00%
270	Treasury	0.00	0.00	44.06	44.06	0.00	(44.06)	0.00%
290	Assessment	0.00	0.00	75.91	75.91	0.00	(75.91)	0.00%
300	Planning	0.00	0.00	1,797.15	1,797.15	0.00	(1,797.15)	0.00%
310	CDBG	0.00	0.00	7.89	7.89	0.00	(7.89)	0.00%
400	Human Resources	0.00	0.00	92.78	92.78	0.00	(92.78)	0.00%
410	Affirmative Action/Human Ser...	0.00	0.00	118.81	118.81	0.00	(118.81)	0.00%
450	Canvassing Authority	0.00	0.00	644.66	644.66	0.00	(644.66)	0.00%
550	Public Library	0.00	0.00	3,320.62	3,320.62	0.00	(3,320.62)	0.00%
605	Building Inspection	0.00	0.00	57.53	57.53	0.00	(57.53)	0.00%
610	Engineering	0.00	0.00	280.28	280.28	0.00	(280.28)	0.00%
630	Highway	0.00	0.00	2,167.11	2,167.11	0.00	(2,167.11)	0.00%
660	Public Buildings	0.00	0.00	516.27	516.27	0.00	(516.27)	0.00%
670	Central Garage	0.00	0.00	913.30	913.30	0.00	(913.30)	0.00%
700	Police	0.00	0.00	290.29	290.29	0.00	(290.29)	0.00%
		0.00						

**City of East Providence, RI**

Encumbrance Budget \*

29010 - American Rescue Plan Act

From 11/1/2020 Through 9/30/2024

\* This report may be affected by Account Level Security

Account Code	Account Title	YTD Budget - Original	YTD Budget - Revised	Current Period Actual	YTD Actual	YTD Enc	Balance	Exp
750	Fire	0.00	0.00	311.09	311.09	0.00	(311.09)	0.00%
800	Recreation	0.00	0.00	1,292.07	1,292.07	0.00	(1,292.07)	0.00%
850	Carousel	0.00	0.00	236.90	236.90	0.00	(236.90)	0.00%
52401	Deferred Compensation							
000	None							
550	Public Library							
55000	Program Costs	0.00	0.00	2,165.68	2,165.68	0.00	(2,165.68)	0.00%
000	None							
900	Miscellaneous							
899	Ready Set Play	0.00	14,510,912.00	11,259,262.39	11,259,262.39	2,450,277.86	801,371.75	5.52%
900	Miscellaneous							
900	Bold Point Park/John Lewis Wat...	0.00	75,000.00	45,000.00	45,000.00	30,000.00	0.00	0.00%
900	Miscellaneous							
901	Citywide Utility Box Art Project	0.00	450,000.00	193,430.73	193,430.73	230.56	256,338.71	56.96%
900	Miscellaneous							
902	Crescent Park Concession And ...	0.00	50,000.00	0.00	0.00	3,600.00	46,400.00	92.80%
900	Miscellaneous							
903	Former Oldham School Busines...	0.00	1,000,000.00	22,187.50	22,187.50	2,812.50	975,000.00	97.50%
900	Miscellaneous							
904	Pierce Field Football Stadium Tr...	0.00	1,000,000.00	14,108.35	14,108.35	372,826.82	613,064.83	61.31%
900	Miscellaneous							
905	Splash Pad - Riverside	0.00	102,130.00	93,412.50	93,412.50	0.00	8,717.50	8.54%
900	Miscellaneous							
907	Citywide Sewer And Drain Impr...	0.00	200,000.00	0.00	0.00	50,000.00	150,000.00	75.00%
900	Miscellaneous							
900	Miscellaneous							
900	Miscellaneous	0.00	1,000,000.00	310,657.29	310,657.29	322,583.55	366,759.16	36.68%
0.00								

**City of East Providence, RI**  
**Encumbrance Budget \***

29010 - American Rescue Plan Act  
 From 11/1/2020 Through 9/30/2024

\* This report may be affected by Account Level Security

Account Code	Account Title	YTD Budget - Original	YTD Budget - Revised	Current Period Actual	YTD Actual	YTD Enc	Balance	Exp
908	Storefront Improvement Program							
900 909	Miscellaneous Citywide Placemaking	0.00	400,000.00	400,000.00	400,000.00	0.00	0.00	0.00%
900 910	Miscellaneous Adaptive Playground Equipment	0.00	550,000.00	94,987.98	94,987.98	34,131.08	420,880.94	76.52%
900 911	Miscellaneous EPPD Renovations	0.00	500,000.00	0.00	0.00	500,000.00	0.00	0.00%
900 912	Miscellaneous Potter St & Burgess St parking I...	0.00	2,500,000.00	43,145.61	43,145.61	2,013,827.83	443,026.56	17.72%
900 913	Miscellaneous Community Recreation Center	0.00	447,870.00	153,723.99	153,723.99	294,146.01	0.00	0.00%
900 914	Miscellaneous Kent Heights Recreational impr...	0.00	3,000,000.00	484,210.97	484,210.97	1,030,153.25	1,485,635.78	49.52%
900	Miscellaneous	0.00	1,000,000.00	544,409.95	544,409.95	455,590.05	0.00	0.00%
	<b>Total 29010 - American Rescue Plan Act</b>	<b>0.00</b>	<b>(27,785,912.00)</b>	<b>(14,687,991.40)</b>	<b>(14,687,991.40)</b>	<b>(7,560,179.51)</b>	<b>(5,537,741.09)</b>	<b>19.93%</b>
<b>Report Total</b>		<b>0.00</b>	<b>(27,785,912.00)</b>	<b>(14,687,991.40)</b>	<b>(14,687,991.40)</b>	<b>(7,560,179.51)</b>	<b>(5,537,741.09)</b>	<b>0.00%</b>