

CITY OF EAST PROVIDENCE  
**DOCKET-REGULAR COUNCIL MEETING**

TUESDAY, JUNE 25, 2024

CALL TO ORDER: 6:30 P.M.

145 TAUNTON AVENUE-CITY COUNCIL CHAMBERS  
EAST PROVIDENCE, RHODE ISLAND

**Notice:** The meeting will also be viewable live at:  
<https://www.youtube.com/channel/UC0YEW6s1RpicKR47VMil1LA>

City Council:

Council President, Bob Rodericks – At Large

Council Vice-President: Frank Rego – Ward 1

Councilwoman Anna Sousa - Ward 2

Councilman Frank Fogarty - Ward 3

Councilman Rick Lawson - Ward 4

City Solicitor, Michael Marcello

City Clerk, Jill Seppa

**I. CALL TO ORDER**

Roll Call

Fogarty \_\_\_\_\_ Lawson \_\_\_\_\_ Rego \_\_\_\_\_ Sousa \_\_\_\_\_ Rodericks \_\_\_\_\_

**II. SALUTE TO THE FLAG**

**III. PROCLAMATIONS & PRESENTATIONS**

1. Restaurant Week Raffle Drawing – Council Vice President Rego

**VII. CONSENT CALENDAR - For discussion and possible vote –**

**1. READ IN**

Special Event License – One day Entertainment

Applicant: Ryan McCauley

Event : Annual Block Party

Location: Weaver Library 41 Grove Ave (02914)

Date and time: June 17, 2024 4:00pm-7:00pm

**2. COUNCIL JOURNALS**

1. May 7, 2024 Regular Meeting Minutes

2. May 7, 2024 Executive Meeting Minutes
3. May 21, 2024 Regular Meeting Minutes
4. May 21, 2024 Executive Meeting Minutes
5. June 4, 2024 Regular Meeting Minutes

**3. ABATEMENTS**

Year	Amount
2024	\$2018.24
Total	\$2018.24

**4. COUNCIL CALENDAR**

1. Move August 6 2024 meeting to August 7, 2024

Member	Aye	Nay
Fogarty		
Lawson		
Rego		
Sousa		
Rodericks		

**VIII. LICENSES - For discussion and possible vote**

**A. Motion to bundle licenses**

Member	Aye	Nay
Fogarty		
Lawson		
Rego		
Sousa		
Rodericks		

**B. Motion to approve licenses**

Member	Aye	Nay
Fogarty		
Lawson		
Rego		
Sousa		
Rodericks		

**C. NON-PUBLIC HEARING**

1. One Day-Entertainment  
 Applicant: Greg Dias  
 Address: 57 Tryon Ave (02916)  
 Date & Time: 2:00-10:00pm

Entertainment: DJ

Member	Aye	Nay
Fogarty		
Lawson		
Rego		
Sousa		
Rodericks		

5. Special Event License – One day Entertainment

Applicant: Ryan McCauley

Event : Annual Block Party

Location: Weaver Library 41 Grove Ave (02914)

Date & Time: August 19, 2024 4:00pm-7:00pm

Member	Aye	Nay
Fogarty		
Lawson		
Rego		
Sousa		
Rodericks		

6. One Day of Event-Block Party

Applicant: Greg Dias

Date & Time: July 20, 2024 2:00pm-10:00pm

Address: 57 Tryon Ave (02916)

Member	Aye	Nay
Fogarty		
Lawson		
Rego		
Sousa		
Rodericks		

7. Mobile Food Est.

Application: John Fanelli

Business Address: 47 Barrett Rd (03048)

Business name: Fanelli Lemonade

Member	Aye	Nay
Fogarty		
Lawson		
Rego		

Sousa		
Rodericks		

8. Mobile Food Est.

Application: John Fanelli

Business Address: 47 Barrett Rd (03048)

Business name: Ginás Fried Dough

Member	Aye	Nay
Fogarty		
Lawson		
Rego		
Sousa		
Rodericks		

9. Mobile Food Est.

Application: John Fanelli

Business Address: 47 Barrett Rd (03048)

Business name: Fanelli Confections

Member	Aye	Nay
Fogarty		
Lawson		
Rego		
Sousa		
Rodericks		

10. Carnival/Circus

Application: John Fanelli

Business Address: 47 Barrett Rd (03048)

Kiddie Land Rides:8

Concessions: 4

Rides: 5

Location: 700 Bullocks Point Avenue

Date & Time: July 17, 2024 – July 21, 2024 Wednesday 6pm-10pm, Thursday 6pm-10pm, Friday 6pm-10pm, Saturday 1pm-10pm

Member	Aye	Nay
Fogarty		
Lawson		
Rego		
Sousa		

Rodericks		
-----------	--	--

11. Mobile Food Truck

Applicant: Ryan Moran

Business: Alainas

Business address: 343 Kingston Road (02892)

Member	Aye	Nay
Fogarty		
Lawson		
Rego		
Sousa		
Rodericks		

12. Sunday Holidays

Applicant: Victor Farley

Business: Outsider Cooking Company LLC/Outsider

Address: 1055 S Broadway (02914)

Member	Aye	Nay
Fogarty		
Lawson		
Rego		
Sousa		
Rodericks		

13. Victualing-not more than 25

Applicant: Victor Farley

Business: Outsider Cooking Company LLC/Outsider

Address: 1055 S Broadway (02914)

Member	Aye	Nay
Fogarty		
Lawson		
Rego		
Sousa		
Rodericks		

14. Victualing-Transfer License

Previous : Jema Inc DBA Townies Feel Good Food

Transfer to: Shenouda Fahmy DBA Townies Feel Good Food

Address: 324 Waterman

Member	Aye	Nay
Fogarty		
Lawson		

Rego		
Sousa		
Rodericks		

**D. PUBLIC HEARING-**

- Outdoor Liquor License – Class B  
 Applicant: Monique Oliviera  
 Business: Union Square Bistro LLC  
 Address: 332 Bullocks Point Ave (02915)

Member	Aye	Nay
Fogarty		
Lawson		
Rego		
Sousa		
Rodericks		

- Outdoor Dance & Entertainment License  
 Applicant: Monique Oliviera  
 Business: Union Square Bistro LLC  
 Address: 332 Bullocks Point Ave Ave (02915)

Member	Aye	Nay
Fogarty		
Lawson		
Rego		
Sousa		
Rodericks		

**IX. COMMUNICATIONS-**

*Any person who submits a communication to the Council and wishes to speak on it must indicate this in writing no later than 4:00 p.m. the Thursday prior to the next regularly scheduled Council meeting. A person who lists more than one topic on their communication will be allowed to speak on the first one listed.*

- Nancy Hale Indoor Public Swimming Pool, Workforce Development*
- Mickeda Barnes – Taxes/Disability American Disabilities Act related to tax exemptions*

**X. PUBLIC COMMENT**

*All persons wishing to make public comment shall sign a public comment sheet stating their name, address and the subject of their comments. Each speaker will be limited to three (3) minutes. The order of speakers will be on a first come, first serve basis and the maximum time for public comment shall be limited to thirty (30) minutes per meeting.*

**XI. APPOINTMENTS - none**

**XII. COUNCIL MEMBERS**

1. Timeline for Charter Commission Amendments – Council President Rodericks
2. Pierce Field installation of a batting cage at Amaral & Rodericks Little League Fields - discussion only -Council Vice President Rego
3. Re-allocation of Oldham School ARPA funds – discuss- Councilman Lawson
4. Statement on Crescent Park Concession Building Project / Municipal Beach Project – discuss – Councilman Lawson
5. Update on pedestrian light at Reynolds & Broadway – discuss Councilwoman Sousa
6. Review of City Hall Family Fun Night June 19, 2024– discuss – Council Vice President Rego
7. Street traffic and parking concerns at Purchase St – discuss – Councilwoman Sousa
8. City park maintenance – discuss – Councilwoman Sousa
9. East Providence Restaurant week – discuss – Councilwoman Sousa
10. Infrastructure improvements for citywide flooding issues; upgrade culverts – discuss – Councilwoman Sousa
11. Update on State Street / Abbott Street flooding remediation project and use of buildings for public safety training-discuss - Councilwoman Sousa
12. Appoint independent legal counsel for East Providence Charter Commission amendments – discuss – Councilwoman Sousa
13. Update on RFQ for On Call Financial Advisor – discuss - Councilwoman Sousa
14. Statement for Ordinance for Fourth Rescue – discuss – Council Vice President Rego

**XIII. PUBLIC HEARINGS – Ordinance for final passage - For discussion and possible vote-**

1. Ordinance Amending Ord. Chapter 911 Reallocating and Reappropriating up to \$3,000,000 formerly allocated toward a Community Recreation Center toward the former Oldham School Building for needed upgrades

*Sponsor: Councilman Lawson*

Member	Aye	Nay
Fogarty		
Lawson		
Rego		
Sousa		
Rodericks		

2. No parking in select locations on Commercial Way  
Summary: Sec 18-307

*Sponsor: Council President Rodericks*

Member	Aye	Nay
Fogarty		
Lawson		

Rego		
Sousa		
Rodericks		

**XIV. CONTINUED BUSINESS**

1. Review, discuss and possible vote on suggested charter changes as recommended by East Providence Charter Commission as set forth in Exhibit A
2. Standing Item - Discuss impact of Washington Bridge closure in the City of East Providence – *City Council*
3. Update on Fire Academy and Collective Bargaining for a Fourth Rescue as agreed upon with the Mayor on December 5, 2023 – receive update and discuss – Council Vice President Rego
4. Update on ARPA fund allocated projects, status of project, predicted timeline and financial status of encumbered and unencumbered allocated funds – Council Vice President Rego
  - A. Potter & Burgess Parking Lots
  - B. Pierce Field
  - C. Storefront Improvement Program
  - D. Community Center
  - E. Police Department
  - F. Crescent Park Concession Stand
  - G. Event Pad
  - H. Kent Heights
  - I. Art Utility Box Project
  - J. Bold Point Park
  - K. Oldham School Business Incubator
  - L. Oldham School physical building updates; roof, windows and doors
  - M. Placemaking- Citywide
  - N. Splash Pad- Riverside
  - O. Adaptive Playground Equipment

**XV. NEW BUSINESS**

**A. MAYOR COMMUNICATIONS**

Chief of Staff; Patricia Resende.

1. East Providence Community Center: Sam Bradner, Managing Partner, Peregrine LLC & Erik Andrutis, Senior Project Manager, Peregrine Group LLC
2. Recognizing Leonard Avenue as Harry “Hawk” Edmonds Way
3. May 2024 Finance Reports – Dir. Malcolm Moore
4. Cape Verdean Independence Day – Proclamation



5. Peruvian Independence Day – Proclamation

**B. REPORTS OF OTHER CITY OFFICIALS**

1. Glenlyon Field Fence Agreement – Solicitor Marcello
2. Dan Borges- Director of Public Works

Recommendation for Handicap Parking at 44 Cole Street

Member	Aye	Nay
Fogarty		
Lawson		
Rego		
Sousa		
Rodericks		

3. Melissa Linhares Spurr- ARPA Project Manager – Oldham School

**C. REPORT OF SCHOOL COMMITTEE LIAISON-Councilman Lawson**

1. Congratulations to the East Providence School Department
2. Thank you to Superintendent of Schools Dr. Forand
3. Thank you to teachers, administrators and staff of the East Providence Public Schools

**D. RESOLUTIONS - For discussion and possible vote**

1. Resolution Authorizing the Mayor to Enter Into a Contract with CB Utility for the Warren Avenue and Highland Avenue Water Line Replacement Project  
*Sponsor: Council President Rodericks*

Member	Aye	Nay
Fogarty		
Lawson		
Rego		
Sousa		
Rodericks		

2. Resolution Amending Resolution No. 81 Adopted January 9, 2024 to Reflect a Change in the Funding for the Installation of Carpet Tiles and LVT Flooring Throughout East Providence City Hall

*Sponsor: Council President Rodericks & Council Vice President Rego*

Member	Aye	Nay
Fogarty		
Lawson		
Rego		
Sousa		
Rodericks		

3. Resolution Authorizing the Mayor to Purchase Self-Contained Composting Toilet Buildings for the Riverside Recreation Field, Kent Park and Hull Street Playground

*Sponsor: Council President Rodericks, Councilman Fogarty*

Member	Aye	Nay
Fogarty		
Lawson		
Rego		
Sousa		
Rodericks		

4. Resolution Authorizing the Mayor to Purchase Seven Police Vehicles for the Police Department

*Sponsor: Council President Rodericks*

Member	Aye	Nay
Fogarty		
Lawson		
Rego		
Sousa		
Rodericks		

5. Motion to reconsider Resolution No. 138 adopted on June 4<sup>th</sup>, 2024 related to the Oldham School as the site for the new recreation center and that all ARPA funds be moved to the Oldham site.

Member	Aye	Nay
Fogarty		
Lawson		
Rego		
Sousa		
Rodericks		

6. Resolution To Honor Harry “Hawk” Edmonds By Recognizing Leonard Avenue As “Harry “Hawk” Edmonds Way”

*Sponsor: Council President Rodericks & Councilwoman Sousa*

Member	Aye	Nay
Fogarty		
Lawson		
Rego		
Sousa		
Rodericks		

7. Resolution Authorizing the Mayor To Enter Into A Lease Agreement With Dune Brothers, LLC To Operate The Loof Carousel Concession Stand

Sponsor: Council President Rodericks

Member	Aye	Nay
Fogarty		
Lawson		
Rego		
Sousa		
Rodericks		

**E. INTRODUCTION OF ORDINANCES - For discussion and possible vote-**

1. Ordinance Of The Council Of The City Of East Providence Appropriating Funds For The Full-Time Operation Of A Fourth Rescue

Sponsor: Council Vice President Rego

Member	Aye	Nay
Fogarty		
Lawson		
Rego		
Sousa		
Rodericks		

2. An Ordinance In Amendment Of Chapter 18 Of The Revised Ordinances Of The City Of East Providence, Rhode Island, 1998, As Amended, Entitled "Vehicles And Traffic"

*Summary: Sec. 18-269(b) Stop Sign - Fairview Avenue at Bloomfield Street and Bloomfield Street at Fairview Avenue*

Sponsor: Councilman Fogarty

Member	Aye	Nay
Fogarty		
Lawson		
Rego		
Sousa		
Rodericks		

**XVII. ADJOURNMENT**

Member	Aye	Nay
Fogarty		
Lawson		
Rego		
Sousa		
Rodericks		

If communication assistance is needed or any other accommodation to ensure equal participation, please contact the City Clerk's Office at 401.435.7596 at least 48 hours prior to the meeting date.

# COUNCIL ITEMS

## Fourth Rescue Update - Council Vice President Rego

I placed the need for a Fourth Rescue on the docket 11 times since February 2023.

The following Resolution was voted to be created by the Council on December 5, 2023 and created on June 4, 2024.

WHEREAS, the City Council has determined that there is an increased demand for rescue services in the City of East Providence; and

WHEREAS, the Mayor has also expressed that the City Administration sees the need for additional rescue services in the City; and

WHEREAS, implementation of a full-time fourth rescue would reduce the reliance on Mutual Aid from other departments; and

WHEREAS, the availability of a fourth full-time rescue will decrease response times to emergencies and thereby increase safety in the City; and

WHEREAS, the City Council and Mayor discussed during the December 5, 2023 meeting of the City Council that the recruitment process to man the fourth rescue would begin in January of 2024; and

WHEREAS, the City Council understands that staffing a fourth full-time rescue may require collective bargaining discussions; and

WHEREAS, the City Council is empowered by charter to adopt ordinances for the government of the City which have to do with public safety, public welfare and public health;

I requested an ordinance which was placed on the last docket for vote, the ordinance supplied by the legal department was not in line with the process of ordinances by the Charter. For this reason, the Ordinance was tabled for further study. I requested another ordinance which is being drafted but it was not provided in time for this docket. This is not a stall tactic from my side, it is frustrating and I will persist until the community receives the services it needs.

# RESOLUTIONS

STATE OF RHODE ISLAND  
CITY OF EAST PROVIDENCE

RESOLUTION NO. 138

RESOLUTION REQUESTING THE FORMER OLDHAM SCHOOL BUILDING  
BE THE SITE OF THE NEW RECREATION CENTER AND THAT ALL ARPA  
FUNDS ALLOCATED TOWARDS A RECREATION CENTER BE MOVED  
TO THE OLDHAM SCHOOL BUILDING SITE

WHEREAS, twice the residents of East Providence voted to fund a recreation center; and

WHEREAS, the administration desires to build a new facility across from the high school; and

WHEREAS, the former Oldham School on Bullocks Point Avenue was turned over to the City in 2023; and


WHEREAS, the former Oldham School is a more appropriate building to meet all the reasons the administration gave for the need for a new construction; and

WHEREAS, the former Oldham School is on a bus line and is adjacent to a playground, basketball court, and two ball fields and has much more space for outdoor activities than the administration's proposed location across from the high school as well as indoor space that includes a gym, space for a future business incubator, classroom space, a large lobby with a stage area as well as office space.

NOW, THEREFORE, BE IT RESOLVED that the East Providence City Council formally informs Mayor DaSilva that they will not be voting to move forward with a new construction and respectfully request that the former Oldham School building be the site of the new recreation center and that all ARPA funds allocated towards a recreation center be moved to the Oldham School building site.

Adopted by the City Council: 6/4/24

Attest:

  
\_\_\_\_\_  
City Clerk of East Providence, Rhode Island

Introduced by: Councilman Lawson



STATE OF RHODE ISLAND

CITY OF EAST PROVIDENCE

RESOLUTION NO.

**RESOLUTION AUTHORIZING THE MAYOR TO PURCHASE SELF-CONTAINED COMPOSTING TOILET BUILDINGS FOR THE RIVERSIDE RECREATION FIELD, KENT PARK AND HULL STREET PLAYGROUND**

**WHEREAS**, the City is requesting to purchase self-contained composting toilet buildings for the Riverside Recreation Field, Kent Park and Hull Street Playground; and

**WHEREAS**, the self-contained composting toilet buildings are structural panel wood buildings with board-and-batten exterior, sanitary white fiberglass reinforced panels on the inside finished walls and a steel door completely assembled and painted; and

**WHEREAS**, the City would like to purchase the self-contained composting toilet buildings from Clivus New England, Inc. at a cost of \$58,000 each for a total of \$232,000; and

**WHEREAS**, the purchase will be completed using the following funding:

Riverside Recreation Field	\$ 58,000	Capital-Riverside Recreation Field Improvements
Kent Park (2 Composting Buildings)	\$116,000	ARPA Funds
Hull Street Playground	\$ 58,000	CDBG Funds
<b>TOTAL COST</b>	<b>\$232,000</b>	

**NOW, THEREFORE, BE IT RESOLVED** that the City Council of the City of East Providence hereby authorizes the Mayor of the City of East Providence to purchase self-contained composting toilet buildings for the Riverside Recreation Field, Kent Park and Hull Street Playground in the amount of \$232,000.


Adopted by the City Council: \_\_\_\_\_

Attest:

\_\_\_\_\_  
City Clerk of East Providence, Rhode Island

Introduced by: Council President Rodericks, Councilman Fogarty

Clivus New England, Inc.  
P.O. Box 127  
North Andover, MA 01845  
(978) 794-9400  
Fax: (978) 794-9444  
E-mail: 123CNE@clivusne.com



DATE: May 28, 2024

TO: Dominic Leonardo, City Planner

CC: Joseph Ducharme, CNE

FROM: Lisa Truchon

RE: Riverside Recreation Fields – East Providence, RI

The M54W Self-Contained Composting Toilet Building is a structural panel wood building with board-and-batten exterior, sanitary white fiberglass reinforced panels on the inside finished walls, and a steel door, completely assembled and painted with your selection of color. The price is **\$58,000 each**; freight will be calculated FOB Lawrence, MA, and will be based on a delivery site that has flatbed trailer access. *Units are to be installed by your contractor per enclosed manufacturer's instructions. Owner/owner's contractor will be responsible for offloading of freight upon delivery.*

Each M54W package includes the M-54 Composter Base, one waterless handicapped toilet fixture, solar power bundle, and ventilation fan for proper operation and an odor-free building. The solar panels require a 170° arc of unobstructed sunlight from a southern exposure (see Site Preparation Requirements). There are no sinks, and a hand sanitizer dispenser is used as an alternative.

Currently, there is an approximate fourteen-week lead time for the M54W building package. We require a purchase order number to place the order, with payment due upon delivery. This quotation is valid for 10 days.


Should you have any questions, please give us a call. We are looking forward to working with you.

Best regards

LMT  
Enclosures

- M54W spec sheet
- M-54 composter base spec sheet
- M-54 site prep
- Solar spec sheet
- Planning manual
- Composter maintenance
- M54W photo
- Warranty

Clivus New England, Inc.  
P.O. Box 127  
North Andover, MA 01845  
(978) 794-9400  
Fax: (978) 794-9444  
E-mail: 123CNE@clivusne.com



DATE: May 28, 2024

TO: Dominic Leonardo, City Planner

CC: Joseph Ducharme, CNE

FROM: Lisa Truchon

RE: Riverside Recreation Fields – East Providence, RI

The M54W Self-Contained Composting Toilet Building is a structural panel wood building with board-and-batten exterior, sanitary white fiberglass reinforced panels on the inside finished walls, and a steel door, completely assembled and painted with your selection of color. The price is **\$58,000 each**; freight will be calculated FOB Lawrence, MA, and will be based on a delivery site that has flatbed trailer access. *Units are to be installed by your contractor per enclosed manufacturer's instructions. Owner/owner's contractor will be responsible for offloading of freight upon delivery.*

Each M54W package includes the M-54 Composter Base, one waterless handicapped toilet fixture, solar power bundle, and ventilation fan for proper operation and an odor-free building. The solar panels require a 170° arc of unobstructed sunlight from a southern exposure (see Site Preparation Requirements). There are no sinks, and a hand sanitizer dispenser is used as an alternative.

Currently, there is an approximate fourteen-week lead time for the M54W building package. We require a purchase order number to place the order, with payment due upon delivery. This quotation is valid for 10 days.


Should you have any questions, please give us a call. We are looking forward to working with you.

Best regards

LMT  
Enclosures

- M54W spec sheet
- M-54 composter base spec sheet
- M-54 site prep
- Solar spec sheet
- Planning manual
- Composter maintenance
- M54W photo
- Warranty

Clivus New England, Inc.  
P.O. Box 127  
North Andover, MA 01845  
(978) 794-9400  
Fax: (978) 794-9444  
E-mail: 123CNE@clivusna.com



DATE: June 11, 2024

TO: Dominic Leonardo, City Planner

CC: Joseph Ducharme, CNE

FROM: Lisa Truchon

RE: Kent Heights Recreational Facility – East Providence, RI

Based on our conversations and the information you provided, two M54W trailhead restrooms will work well at this site. The M54W Self-Contained Composting Toilet Building is a structural panel wood building with board-and-batten exterior, sanitary white fiberglass reinforced panels on the inside finished walls, and a steel door, completely assembled and painted with your selection of color. The price for two units is **\$116,000 (\$58,000 each)**; freight will be calculated FOB Lawrence, MA, and will be based on a delivery site that has flatbed trailer access. *Units are to be installed by your contractor per enclosed manufacturer's instructions. Owner/owner's contractor will be responsible for offloading of freight upon delivery.*

Each M54W package includes the M-54 Composter Base, one waterless handicapped toilet fixture, solar power bundle, and ventilation fan for proper operation and an odor-free building. The solar panels require a 170° arc of unobstructed sunlight from a southern exposure (see Site Preparation Requirements). There are no sinks, and a hand sanitizer dispenser is used as an alternative.

Currently, there is an approximate fourteen-week lead time for the M54W building package. We require a 50% deposit at the time of order with the balance due prior to delivery. This quotation is valid for 10 days.

Should you have any questions, please give us a call. We are looking forward to working with you.

Best regards

LMT  
Enclosures

- M54W spec sheet
- M-54 composter base spec sheet
- M-54 site prep
- Solar spec sheet
- Planning manual
- Composter maintenance
- M54W photo
- Warranty
- Farmington Canal case study

STATE OF RHODE ISLAND

CITY OF EAST PROVIDENCE

RESOLUTION NO.

**RESOLUTION AUTHORIZING THE MAYOR TO PURCHASE  
SEVEN POLICE VEHICLES FOR THE POLICE DEPARTMENT**

**WHEREAS**, the East Providence Police Department has requested to purchase three (3) new 2024 Chevrolet Blazers and four (4) new 2024 Chevrolet Equinox's; and

**WHEREAS**, the purchase of the seven vehicles will replace half of the Detective Division's current fleet of vehicles; and

**WHEREAS**, the City would like to purchase these vehicles from Paul Masse Chevrolet via Chevy's Municipal Pricing Program for a total cost of \$249,933. The cost of these vehicles is significantly lower than the estimates received for Ford explorers typically used by the department; and

**WHEREAS**, the City will be using state asset forfeiture money in the amount of \$119,127 and federal asset forfeiture money in the amount of \$130,806 to complete the purchase.

**NOW, THEREFORE, BE IT RESOLVED** that the City Council of the City of East Providence hereby authorizes the Mayor of the City of East Providence to purchase seven (7) new police vehicles in the amount of \$249,933 from Paul Masse Chevrolet.

Adopted by the City Council: \_\_\_\_\_

Attest:

\_\_\_\_\_  
City Clerk of East Providence, Rhode Island

Introduced by: Council President Rodericks

# Paul Masse

- EST. 1991 -



East Providence Waketfield South Kingstown paulmasse.com

<b>BUYER</b>	<b>CO-BUYER</b>	<b>Deal #:</b> 297356
EAST PROVIDENCE POLICE DEPT. 750 WATERMAN AVE EAST PROVIDENCE, RI 02914 Home #: (401) 435-7600 Email:		<b>Deal Type:</b> Retail <b>Deal Date:</b> 06/05/2024 <b>Print Time:</b> 06:14pm
		<b>Salesperson:</b> GINO BRUZZESE

VEHICLE					
New	<input checked="" type="checkbox"/>	Stock #:	Description:	VIN:	Mileage:
Used	<input type="checkbox"/>		2024 CHEVROLET BLAZER		
Demo	<input type="checkbox"/>				

TRADE	

AFTERMARKETS			
	MSRP:	\$	41,410.00
	Discount:	\$	500.00
	Sale Price:	\$	40,910.00
	Total Financed Aftermarkets:	\$	0.00
	Total Trade Allowance:	\$	0.00
	Trade Difference:	\$	40,910.00
	Doc Fee:	\$	379.00
	State & Local Taxes:	\$	0.00
	Total License and Fees:	\$	20.00
	Total Cash Price:	\$	41,309.00
	Total Trade Payoff:	\$	0.00
Total Aftermarkets:		\$	0.00
	Delivered Price:	\$	41,309.00
	Cash Down Payment + Deposit:	\$	0.00
	Total Rebates:	\$	1,600.00
	Sub Total:	\$	39,709.00
	Service Agreement:	\$	0.00
	Maintenance Agreement:	\$	0.00
Amount Financed:		\$	39,709.00
	GAP Insurance:	\$	0.00
	Credit Life, Accident & Health:	\$	0.00
	Other:	\$	0.00
	Amount Financed:	\$	39,709.00

**X 3**  
**\$119,127.00**

X \_\_\_\_\_ X \_\_\_\_\_  
Buyer Dealer

# Paul Masse

- Est. 1981 -



East Providence Wakefield South Kingstown paulmasse.com

<b>BUYER</b>		<b>CO-BUYER</b>		Deal #:	297511
EAST PROVIDENCE POLICE DEPT. 750 WATERMAN AVE EAST PROVIDENCE, RI 02914 Home #: (401) 435-7600 Email:				Deal Type:	Retail
				Deal Date:	06/10/2024
				Print Time:	12:42pm
				Salesperson: GINO BRUZZESE	
<b>VEHICLE</b>					
New	<input checked="" type="checkbox"/>	Stock #:	Description:	VIN:	Mileage:
Used	<input type="checkbox"/>	EQ4198	2024 CHEVROLET TRUCK EQUINOX	3GNAXUEG0RL350863	
Demo	<input type="checkbox"/>				
<b>TRADE</b>					
<b>AFTERMARKETS</b>					
ALL WEATHER LINERS/ FLOOR LINE	\$	390.00	MSRP:	\$	35,335.00
			Discount:	\$	500.00
			Sale Price:	\$	34,835.00
			Total Financed Aftermarkets:	\$	390.00
			Total Trade Allowance:	\$	0.00
			Trade Difference:	\$	35,225.00
			Doc Fee:	\$	379.00
			State & Local Taxes:	\$	0.00
			Total License and Fees:	\$	20.00
			Total Cash Price:	\$	35,624.00
			Total Trade Payoff:	\$	0.00
<b>Total Aftermarkets:</b>	\$	<b>390.00</b>	Delivered Price:	\$	<b>35,624.00</b>
			Cash Down Payment + Deposit:	\$	0.00
			Total Rebates:	\$	2,100.00
			Sub Total:	\$	<b>33,524.00</b>
			Service Agreement:	\$	0.00
			Maintenance Agreement:	\$	0.00
			GAP Insurance:	\$	0.00
			Credit Life, Accident & Health:	\$	0.00
			Other:	\$	0.00
<b>Amount Financed:</b>	\$	<b>33,524.00</b>	Amount Financed:	\$	<b>33,524.00</b>

X \_\_\_\_\_ Buyer

X \_\_\_\_\_ Dealer

# Paul Masse

- EST. 1991 -



East Providence Wakefield South Kingstown paulmasse.com

<b>BUYER</b>		<b>CO-BUYER</b>		Deal #:	297512
EAST PROVIDENCE POLICE DEPT. 750 WATERMAN AVE EAST PROVIDENCE, RI 02914 Home #: (401) 435-7600 Email:				Deal Type:	Retail
				Deal Date:	06/10/2024
				Print Time:	12:43pm
				Salesperson: GINO BRUZZESE	
<b>VEHICLE</b>					
Now	<input checked="" type="checkbox"/>	Stock #:	Description:	VIN:	Mileage:
Used	<input type="checkbox"/>	EQ4201	2024 CHEVROLET TRUCK EQUINOX	3GNAXUEG0RL351673	
Demo	<input type="checkbox"/>				
<b>TRADE</b>					
<b>AFTERMARKETS</b>					
FLOOR LINERS/ CARGO LINER		\$	390.00	MSRP:	\$ 35,335.00
				Discount:	\$ 500.00
				Sale Price:	\$ 34,835.00
				Total Financed Aftermarkets:	\$ 390.00
				Total Trade Allowance:	\$ 0.00
				Trade Difference:	\$ 35,225.00
				Doc Fee:	\$ 379.00
				State & Local Taxes:	\$ 0.00
				Total License and Fees:	\$ 20.00
				Total Cash Price:	\$ 35,624.00
				Total Trade Payoff:	\$ 0.00
Total Aftermarkets:		\$	390.00	Delivered Price:	\$ 35,624.00
				Cash Down Payment + Deposit:	\$ 0.00
				Total Rebates:	\$ 2,100.00
				Sub Total:	\$ 33,524.00
				Service Agreement:	\$ 0.00
				Maintenance Agreement:	\$ 0.00
Amount Financed:		\$	33,524.00	GAP Insurance:	\$ 0.00
				Credit Life, Accident & Health:	\$ 0.00
				Other:	\$ 0.00
				Amount Financed:	\$ 33,524.00

X \_\_\_\_\_  
Buyer

X \_\_\_\_\_  
Dealer



297511  
297512  
PULL THIS STRIP TO EXPOSE ADHESIVE

EXTERIOR: STERLING GRAY METALLIC  
INTERIOR: JET BLACK

2024 EQUINOX LT AWD

CHEVROLET



**STANDARD EQUIPMENT**

Features below are included at no extra charge in the standard vehicle price.

- 5-YEAR/60,000-MILE Bumper-to-bumper limited warranty
- 5-YEAR/50,000-MILE Powertrain limited warranty, roadside assistance & courtesy transportation
- First maintenance visit
- Whichever comes first
- See Chevrolet.com or dealer for terms, details & limits
- Performance & Mechanical:
  - Wheels, 17" aluminum
  - Tire compact spare
  - Stability control
  - System w/ traction control
- Connectivity & Technology:
  - 3-Years remote access plan

**SAFETY & SECURITY**

- Chevy Safety Assist
- Automatic emergency braking
- Forward collision alert
- Lane keep assist w/ lane departure warning
- Following distance indicator
- Front pedestrian braking
- Intel beam-auto high beam
- Teen driver
- Tire pressure monitor (excl. spare tire)
- Theft deterrent system
- Driver confidence II package
- Front and rear park assist
- Rear cross traffic alert
- Lane change alert w/ side blind zone alert

**ONSTAR & WI-FI DATA CAPABLE**

- See OnStar.com for terms
- Keyless start, keyless entry
- SiriusXM audio w/ 3-month trial subscription
- Remote vehicle start
- Interior:
  - Premium cloth seat trim
  - Seat adjuster, driver 8-way
  - Power w/ 2-way power lumbar
  - Air conditioning, dual zone
  - Auto climate control
  - Driver & front passenger heated seats
  - Steering wheel, wrapped
  - Audio system, 6 speaker
- Exterior:
  - Headlamps, LED
  - Daytime running lamps, LED
  - Rear liftgate, power
  - Glass, deep-tinted, rear

**SAFETY & SECURITY**

- OnStar & Wi-Fi data capable
- See OnStar.com for terms
- Keyless start, keyless entry
- SiriusXM audio w/ 3-month trial subscription
- Remote vehicle start
- Interior:
  - Premium cloth seat trim
  - Seat adjuster, driver 8-way
  - Power w/ 2-way power lumbar
  - Air conditioning, dual zone
  - Auto climate control
  - Driver & front passenger heated seats
  - Steering wheel, wrapped
  - Audio system, 6 speaker
- Exterior:
  - Headlamps, LED
  - Daytime running lamps, LED
  - Rear liftgate, power
  - Glass, deep-tinted, rear

**SAFETY & SECURITY**

- OnStar & Wi-Fi data capable
- See OnStar.com for terms
- Keyless start, keyless entry
- SiriusXM audio w/ 3-month trial subscription
- Remote vehicle start
- Interior:
  - Premium cloth seat trim
  - Seat adjuster, driver 8-way
  - Power w/ 2-way power lumbar
  - Air conditioning, dual zone
  - Auto climate control
  - Driver & front passenger heated seats
  - Steering wheel, wrapped
  - Audio system, 6 speaker
- Exterior:
  - Headlamps, LED
  - Daytime running lamps, LED
  - Rear liftgate, power
  - Glass, deep-tinted, rear

**SAFETY & SECURITY**

- OnStar & Wi-Fi data capable
- See OnStar.com for terms
- Keyless start, keyless entry
- SiriusXM audio w/ 3-month trial subscription
- Remote vehicle start
- Interior:
  - Premium cloth seat trim
  - Seat adjuster, driver 8-way
  - Power w/ 2-way power lumbar
  - Air conditioning, dual zone
  - Auto climate control
  - Driver & front passenger heated seats
  - Steering wheel, wrapped
  - Audio system, 6 speaker
- Exterior:
  - Headlamps, LED
  - Daytime running lamps, LED
  - Rear liftgate, power
  - Glass, deep-tinted, rear

**SAFETY & SECURITY**

- OnStar & Wi-Fi data capable
- See OnStar.com for terms
- Keyless start, keyless entry
- SiriusXM audio w/ 3-month trial subscription
- Remote vehicle start
- Interior:
  - Premium cloth seat trim
  - Seat adjuster, driver 8-way
  - Power w/ 2-way power lumbar
  - Air conditioning, dual zone
  - Auto climate control
  - Driver & front passenger heated seats
  - Steering wheel, wrapped
  - Audio system, 6 speaker
- Exterior:
  - Headlamps, LED
  - Daytime running lamps, LED
  - Rear liftgate, power
  - Glass, deep-tinted, rear

**SAFETY & SECURITY**

- OnStar & Wi-Fi data capable
- See OnStar.com for terms
- Keyless start, keyless entry
- SiriusXM audio w/ 3-month trial subscription
- Remote vehicle start
- Interior:
  - Premium cloth seat trim
  - Seat adjuster, driver 8-way
  - Power w/ 2-way power lumbar
  - Air conditioning, dual zone
  - Auto climate control
  - Driver & front passenger heated seats
  - Steering wheel, wrapped
  - Audio system, 6 speaker
- Exterior:
  - Headlamps, LED
  - Daytime running lamps, LED
  - Rear liftgate, power
  - Glass, deep-tinted, rear

**SAFETY & SECURITY**

- OnStar & Wi-Fi data capable
- See OnStar.com for terms
- Keyless start, keyless entry
- SiriusXM audio w/ 3-month trial subscription
- Remote vehicle start
- Interior:
  - Premium cloth seat trim
  - Seat adjuster, driver 8-way
  - Power w/ 2-way power lumbar
  - Air conditioning, dual zone
  - Auto climate control
  - Driver & front passenger heated seats
  - Steering wheel, wrapped
  - Audio system, 6 speaker
- Exterior:
  - Headlamps, LED
  - Daytime running lamps, LED
  - Rear liftgate, power
  - Glass, deep-tinted, rear

**SAFETY & SECURITY**

- OnStar & Wi-Fi data capable
- See OnStar.com for terms
- Keyless start, keyless entry
- SiriusXM audio w/ 3-month trial subscription
- Remote vehicle start
- Interior:
  - Premium cloth seat trim
  - Seat adjuster, driver 8-way
  - Power w/ 2-way power lumbar
  - Air conditioning, dual zone
  - Auto climate control
  - Driver & front passenger heated seats
  - Steering wheel, wrapped
  - Audio system, 6 speaker
- Exterior:
  - Headlamps, LED
  - Daytime running lamps, LED
  - Rear liftgate, power
  - Glass, deep-tinted, rear

**EPA DOT Fuel Economy and Environment**

**Fuel Economy**  
 Small SUV's range from 22 to 118 MPG. The best vehicle rated 140 MPG.

**26** MPG combined city/hwy  
**34** MPG city  
**38** MPG highway

**3.8** gallons per 100 miles

**Fuel Economy & Greenhouse Gas Rating (where only)**  
 Smog Rating (airborne only): Proprietary and confidential. Fuel efficiency and greenhouse gas rating are based on EPA estimates. See EPA.gov for more information.

**Annual fuel cost \$2,100**

Actual results will vary for many reasons, including driving conditions and how you drive and maintain your vehicle. This average new vehicle cost is based on EPA estimates and includes the average MSRP of new vehicles. Vehicle emissions are a significant cause of climate change and smog.

**fuelconomy.gov**  
 Calculate personalized estimates and compare vehicles.

**OPTIONS & PRICING**

**STANDARD VEHICLE PRICE \$31,095.00**

**SAFETY & SECURITY**

- Chevy Safety Assist
- Automatic emergency braking
- Forward collision alert
- Lane keep assist w/ lane departure warning
- Following distance indicator
- Front pedestrian braking
- Intel beam-auto high beam
- Teen driver
- Tire pressure monitor (excl. spare tire)
- Theft deterrent system
- Driver confidence II package
- Front and rear park assist
- Rear cross traffic alert
- Lane change alert w/ side blind zone alert

**SAFETY & SECURITY**

- OnStar & Wi-Fi data capable
- See OnStar.com for terms
- Keyless start, keyless entry
- SiriusXM audio w/ 3-month trial subscription
- Remote vehicle start
- Interior:
  - Premium cloth seat trim
  - Seat adjuster, driver 8-way
  - Power w/ 2-way power lumbar
  - Air conditioning, dual zone
  - Auto climate control
  - Driver & front passenger heated seats
  - Steering wheel, wrapped
  - Audio system, 6 speaker
- Exterior:
  - Headlamps, LED
  - Daytime running lamps, LED
  - Rear liftgate, power
  - Glass, deep-tinted, rear

**GOVERNMENT 5-STAR SAFETY RATINGS**

**Overall Vehicle Score** ★ ★ ★ ★ ★  
 Based on the established ratings of frontal, side and rollover. Should ONLY be compared to other vehicles of similar size and weight.

**Frontal Crash** ★ ★ ★ ★ ★  
 Driver ★ ★ ★ ★ ★  
 Passenger ★ ★ ★ ★ ★

**Side Crash** ★ ★ ★ ★ ★  
 Based on the risk of injury in a frontal impact. Should ONLY be compared to other vehicles of similar size and weight.

**Rollover** ★ ★ ★ ★ ★  
 Based on the risk of injury in a side impact.

**Star ratings range from 1 to 5 stars (★-★-★-★-★) with 5 being the highest.**  
 Source: National Highway Traffic Safety Administration (NHTSA)  
[www.safercar.gov](http://www.safercar.gov) DT-1-888-327-4235

Equipped with the safety and security of OnStar!  
 Visit us online for details.  
[onstar.com/avevo](http://onstar.com/avevo)

**PARTS CONTENT INFORMATION**

**FOR VEHICLES IN THIS CARLINE**  
 U.S./CANADIAN PARTS CONTENT: 20%  
 MAJOR SOURCES OF FOREIGN PARTS CONTENT: MEXICO 42%

NOTE: PARTS CONTENT DOES NOT INCLUDE FINAL ASSEMBLY, DISTRIBUTION, OR OTHER NON-PARTS COSTS.

**FOR THIS VEHICLE**  
 FINAL ASSEMBLY POINT: SAN LUIS POTOSI, MEXICO  
 COUNTRY OF ORIGIN: ENGINE MEXICO  
 TRANSMISSION: CANADA

U.S. Model Year: 2024  
 U.S. Model Code: 1022  
 U.S. Model Name: EQUINOX LT AWD  
 U.S. Model Price: \$31,095.00  
 VIN: 3G6VJG63G6R100082  
 RESSUE: PAUL KASSIE CHEVROLET, INC.  
 10000 W. BRIDGEWAY, SUITE 100  
 E. PROVIDENCE, RI 02942-1614

**SAFETY & SECURITY**

- OnStar & Wi-Fi data capable
- See OnStar.com for terms
- Keyless start, keyless entry
- SiriusXM audio w/ 3-month trial subscription
- Remote vehicle start
- Interior:
  - Premium cloth seat trim
  - Seat adjuster, driver 8-way
  - Power w/ 2-way power lumbar
  - Air conditioning, dual zone
  - Auto climate control
  - Driver & front passenger heated seats
  - Steering wheel, wrapped
  - Audio system, 6 speaker
- Exterior:
  - Headlamps, LED
  - Daytime running lamps, LED
  - Rear liftgate, power
  - Glass, deep-tinted, rear

**SAFETY & SECURITY**

- OnStar & Wi-Fi data capable
- See OnStar.com for terms
- Keyless start, keyless entry
- SiriusXM audio w/ 3-month trial subscription
- Remote vehicle start
- Interior:
  - Premium cloth seat trim
  - Seat adjuster, driver 8-way
  - Power w/ 2-way power lumbar
  - Air conditioning, dual zone
  - Auto climate control
  - Driver & front passenger heated seats
  - Steering wheel, wrapped
  - Audio system, 6 speaker
- Exterior:
  - Headlamps, LED
  - Daytime running lamps, LED
  - Rear liftgate, power
  - Glass, deep-tinted, rear

**SAFETY & SECURITY**

- OnStar & Wi-Fi data capable
- See OnStar.com for terms
- Keyless start, keyless entry
- SiriusXM audio w/ 3-month trial subscription
- Remote vehicle start
- Interior:
  - Premium cloth seat trim
  - Seat adjuster, driver 8-way
  - Power w/ 2-way power lumbar
  - Air conditioning, dual zone
  - Auto climate control
  - Driver & front passenger heated seats
  - Steering wheel, wrapped
  - Audio system, 6 speaker
- Exterior:
  - Headlamps, LED
  - Daytime running lamps, LED
  - Rear liftgate, power
  - Glass, deep-tinted, rear

**SAFETY & SECURITY**

- OnStar & Wi-Fi data capable
- See OnStar.com for terms
- Keyless start, keyless entry
- SiriusXM audio w/ 3-month trial subscription
- Remote vehicle start
- Interior:
  - Premium cloth seat trim
  - Seat adjuster, driver 8-way
  - Power w/ 2-way power lumbar
  - Air conditioning, dual zone
  - Auto climate control
  - Driver & front passenger heated seats
  - Steering wheel, wrapped
  - Audio system, 6 speaker
- Exterior:
  - Headlamps, LED
  - Daytime running lamps, LED
  - Rear liftgate, power
  - Glass, deep-tinted, rear

# Paul Masse



East Providence Waketfield South Kingstown paulmasse.com

<b>BUYER</b>		<b>CO-BUYER</b>		Deal #:	297513
EAST PROVIDENCE POLICE DEPT. 750 WATERMAN AVE EAST PROVIDENCE, RI 02914 Home #: (401) 435-7600 Email:				Deal Type:	Retail
				Deal Date:	06/10/2024
				Print Time:	04:29pm
				Salesperson: GINO BRUZZESE	
<b>VEHICLE</b>					
New	<input checked="" type="checkbox"/>	Stock #:	Description:	VIN:	Mileage:
Used	<input type="checkbox"/>	EQ4182	2024 CHEVROLET TRUCK EQUINOX	3GNAXUEG7RL341495	
Demo	<input type="checkbox"/>				
<b>TRADE</b>					
<b>AFTERMARKETS</b>					
FLOOR LINERS/ CARGO LINER		\$	390.00	MSRP:	\$ 33,690.00
				Discount:	\$ 500.00
				Sale Price:	\$ 33,190.00
				Total Financed Aftermarkets:	\$ 390.00
				Total Trade Allowance:	\$ 0.00
				Trade Difference:	\$ 33,580.00
				Doc Fee:	\$ 379.00
				State & Local Taxes:	\$ 0.00
				Total License and Fees:	\$ 20.00
				Total Cash Price:	\$ 33,979.00
				Total Trade Payoff:	\$ 0.00
Total Aftermarkets:		\$	390.00	Delivered Price:	\$ 33,979.00
				Cash Down Payment + Deposit:	\$ 0.00
				Total Rebates:	\$ 2,100.00
				Sub Total:	\$ 31,879.00
				Service Agreement:	\$ 0.00
				Maintenance Agreement:	\$ 0.00
Amount Financed:		\$	31,879.00	GAP Insurance:	\$ 0.00
				Credit Life, Accident & Health:	\$ 0.00
				Other:	\$ 0.00
				Amount Financed:	\$ 31,879.00

X \_\_\_\_\_ X \_\_\_\_\_  
Buyer Dealer

# Paul Masse



East Providence Woburn South Kingstown paulmasse.com

<b>BUYER</b>		<b>CO-BUYER</b>		Deal #:	297514
EAST PROVIDENCE POLICE DEPT, 750 WATERMAN AVE EAST PROVIDENCE, RI 02914 Home #: (401) 435-7600 Email:				Deal Type:	Retail
				Deal Date:	06/10/2024
				Print Time:	12:45pm
				Salesperson: GINO BRUZZESE	
<b>VEHICLE</b>					
New	<input checked="" type="checkbox"/>	Stock #:	Description:	VIN:	Mileage:
Used	<input type="checkbox"/>	EQ4188	2024 CHEVROLET TRUCK EQUINOX	3GNAXUEG1RL342755	
Demo	<input type="checkbox"/>				
<b>TRADE</b>					
<b>AFTERMARKETS</b>					
FLOOR LINERS/ CARGO LINER		\$	390.00	MSRP:	\$ 33,690.00
				Discount:	\$ 500.00
				Sale Price:	\$ 33,190.00
				Total Financed Aftermarkets:	\$ 390.00
				Total Trade Allowance:	\$ 0.00
				Trade Difference:	\$ 33,580.00
				Doc Fee:	\$ 379.00
				State & Local Taxes:	\$ 0.00
				Total License and Fees:	\$ 20.00
				Total Cash Price:	\$ 33,979.00
				Total Trade Payoff:	\$ 0.00
Total Aftermarkets:		\$	390.00	Delivered Price:	\$ 33,979.00
				Cash Down Payment + Deposit:	\$ 0.00
				Total Rebates:	\$ 2,100.00
				Sub Total:	\$ 31,879.00
				Service Agreement:	\$ 0.00
				Maintenance Agreement:	\$ 0.00
				GAP Insurance:	\$ 0.00
				Credit Life, Accident & Health:	\$ 0.00
				Other:	\$ 0.00
Amount Financed:		\$	31,879.00	Amount Financed:	\$ 31,879.00

X \_\_\_\_\_ X \_\_\_\_\_  
 Buyer Dealer

297513  
297514



PULL THIS STRIP TO EXPOSE ADHESIVE

EXTERIOR: MOSAIC BLACK METALLIC  
INTERIOR: JET BLACK

2024 EQUINOX LT AWD

CHEVROLET



**STANDARD EQUIPMENT**

SEE CHEVROLET WEBSITE AT [www.chevy.com](http://www.chevy.com) FOR THE STANDARD EQUIPMENT LIST.

**OWNER BENEFITS**

- 3-YEAR/50,000 MILE POWERTRAIN LIMITED WARRANTY, ROADSIDE ASSISTANCE & COUNTRY TRANSPORTATION
- FIRST MAINTENANCE VISIT
- VEHICLE COMES FIRST

SEE CHEVROLET DEALER OR DEALER FOR TERMS, DETAILS & LIMITS

**PERFORMANCE & MECHANICAL**

- WHEELS, 17" ALUMINUM
- TIRE COMPACT SPARE
- STABILITRAK-STABILITY CONTROL SYSTEM W/ TRACTION CONTROL
- CONNECTIVITY & TECHNOLOGY
- 3-YEAR REMOTE ACCESS PLAN

**SAFETY & SECURITY**

- CHEVY SAFETY ASSIST
- AUTOMATIC EMERGENCY BRAKING
- FORWARD COLLISION ALERT
- LANE KEEP ASSIST W/ LANE DEPARTURE WARNING
- FOLLOWING DISTANCE INDICATOR
- FRONT PEDALISTAN BRAKING
- INTELLIENEMA-AUTO HIGH BEAM
- TEEN DRIVER
- TIRE PRESSURE MONITOR (EXCL. SPARE TIRE)
- THEFT DETHERENT SYSTEM
- DRIVER CONFIDENCE II PACKAGE
- FRONT AND REAR PARK ASSIST
- REAR CROSS TRAFFIC ALERT
- LANE CHANGE ALERT WITH SIDE BLIND ZONE ALERT

MSRP includes suggested retail price

**STANDARD VEHICLE PRICE** \$31,995.00

**SAFETY & SECURITY**

- ADAPTIVE CRUISE CONTROL

**TOTAL OPTIONS** \$1,200.00

**TOTAL VEHICLE & OPTIONS DESTINATION CHARGE** \$32,295.00

**TOTAL VEHICLE PRICE\*** \$33,495.00

**SAFETY & SECURITY**

- SAFETY AND INFOTAINMENT PKG. 1,200.00
- HEATED STEERING WHEEL
- USB DATA PORTS, 2 FRONT CONSOLE BIN
- POWER OUTLET, 120-VOLT
- CHEVROLET INFOTAINMENT 3 PLUS 3" DIAG HD COLOR TOUCHSCREEN
- VOICE RECOGNITION
- BLUETOOTH AUDIO STREAMING
- WIRELESS ANDROID AUTO CAPABLE IN-VEHICLE APPS AND PERSONALIZATION CAPABLE
- USB DATA PORTS, 2 FRONT STORAGE BIN
- ADVANCED SAFETY PACKAGE
- HD SURROUND VISION
- OUTSIDE HEATED POWER-ADJUSTABLE MANUAL-FOLDING COLOR MIRRORS W/ TR-TURN

Visit us at [www.chevy.com](http://www.chevy.com)

Mosaic Black  
Steering Wheel  
EO 4188  
EO 4188

**GOVERNMENT 5-STAR SAFETY RATINGS**

Overall Vehicle Score: ★ ★ ★ ★ ★

Based on the combined ratings of frontal, side and rollover. Should ONLY be compared to other vehicles of similar size and weight.

Frontal Crash	★★★★★
Side Crash	★★★★★
Rollover	★★★★★

Star ratings range from 1 to 5 stars (★-★-★-★-★) with 5 being the highest. Source: National Highway Traffic Safety Administration (NHTSA) [www.safercar.gov](http://www.safercar.gov) or 1-888-327-4285

**GOVERNMENT 5-STAR SAFETY RATINGS**

Overall Vehicle Score: ★ ★ ★ ★ ★

Based on the combined ratings of frontal, side and rollover. Should ONLY be compared to other vehicles of similar size and weight.

Frontal Crash	★★★★★
Side Crash	★★★★★
Rollover	★★★★★

Star ratings range from 1 to 5 stars (★-★-★-★-★) with 5 being the highest. Source: National Highway Traffic Safety Administration (NHTSA) [www.safercar.gov](http://www.safercar.gov) or 1-888-327-4285

**GOVERNMENT 5-STAR SAFETY RATINGS**

Overall Vehicle Score: ★ ★ ★ ★ ★

Based on the combined ratings of frontal, side and rollover. Should ONLY be compared to other vehicles of similar size and weight.

Frontal Crash	★★★★★
Side Crash	★★★★★
Rollover	★★★★★

Star ratings range from 1 to 5 stars (★-★-★-★-★) with 5 being the highest. Source: National Highway Traffic Safety Administration (NHTSA) [www.safercar.gov](http://www.safercar.gov) or 1-888-327-4285

**GOVERNMENT 5-STAR SAFETY RATINGS**

Overall Vehicle Score: ★ ★ ★ ★ ★

Based on the combined ratings of frontal, side and rollover. Should ONLY be compared to other vehicles of similar size and weight.

Frontal Crash	★★★★★
Side Crash	★★★★★
Rollover	★★★★★

Star ratings range from 1 to 5 stars (★-★-★-★-★) with 5 being the highest. Source: National Highway Traffic Safety Administration (NHTSA) [www.safercar.gov](http://www.safercar.gov) or 1-888-327-4285

**GOVERNMENT 5-STAR SAFETY RATINGS**

Overall Vehicle Score: ★ ★ ★ ★ ★

Based on the combined ratings of frontal, side and rollover. Should ONLY be compared to other vehicles of similar size and weight.

Frontal Crash	★★★★★
Side Crash	★★★★★
Rollover	★★★★★

Star ratings range from 1 to 5 stars (★-★-★-★-★) with 5 being the highest. Source: National Highway Traffic Safety Administration (NHTSA) [www.safercar.gov](http://www.safercar.gov) or 1-888-327-4285

**GOVERNMENT 5-STAR SAFETY RATINGS**

Overall Vehicle Score: ★ ★ ★ ★ ★

Based on the combined ratings of frontal, side and rollover. Should ONLY be compared to other vehicles of similar size and weight.

Frontal Crash	★★★★★
Side Crash	★★★★★
Rollover	★★★★★

Star ratings range from 1 to 5 stars (★-★-★-★-★) with 5 being the highest. Source: National Highway Traffic Safety Administration (NHTSA) [www.safercar.gov](http://www.safercar.gov) or 1-888-327-4285

**GOVERNMENT 5-STAR SAFETY RATINGS**

Overall Vehicle Score: ★ ★ ★ ★ ★

Based on the combined ratings of frontal, side and rollover. Should ONLY be compared to other vehicles of similar size and weight.

Frontal Crash	★★★★★
Side Crash	★★★★★
Rollover	★★★★★

Star ratings range from 1 to 5 stars (★-★-★-★-★) with 5 being the highest. Source: National Highway Traffic Safety Administration (NHTSA) [www.safercar.gov](http://www.safercar.gov) or 1-888-327-4285

**EPA DOT Fuel Economy and Environment**

EQUINOX AWD

Small SUVs range from 14 to 318 MPG. The best value is over 140 MPG.

**26 MPG** city  
**30 MPG** highway

**3.8** gallons per 100 miles

**Annual fuel cost \$2,100**

Fuel Economy & Greenhouse Gas Rating (higher is better)

**5** (Green)

This vehicle emits 233 grams CO<sub>2</sub> per mile. The best emits 0 grams per mile (electric only). Producing and distributing fuel also create emissions. Learn more at [fuelconomy.gov](http://fuelconomy.gov).

**Actual results will vary for many reasons, including driving conditions and how you drive and maintain your vehicle. The average new vehicle gets 24 mpg city and 30 mpg highway. EPA's estimates are based on 14,000 miles per year, average per gallon. EPA's estimates are based on 14,000 miles per year, average per gallon. EPA's estimates are based on 14,000 miles per year, average per gallon. EPA's estimates are based on 14,000 miles per year, average per gallon.**

**fuelconomy.gov**

Call 800-222-4343 for more information on this and other vehicles.

**PARTS CONTENT INFORMATION**

FOR VEHICLES IN THIS CARLINE:  
U.S./CANADIAN PARTS CONTENT: 20%  
MAJOR SOURCES OF FOREIGN PARTS CONTENT: MEXICO 42%

NOTE: PARTS CONTENT DOES NOT INCLUDE FINAL ASSEMBLY, DISTRIBUTION, OR OTHER NON-PARTS COSTS.

FOR THIS VEHICLE:  
FINAL ASSEMBLY POINT: SAN LUIS POTOSI, MEXICO  
COUNTRY OF ORIGIN: MEXICO  
ENGINE: MEXICO  
TRANSMISSION: CANADA

Other information: U.S. CUSTOMER SERVICE CENTER: 1-800-950-CHEV

**PARTS CONTENT INFORMATION**

FOR VEHICLES IN THIS CARLINE:  
U.S./CANADIAN PARTS CONTENT: 20%  
MAJOR SOURCES OF FOREIGN PARTS CONTENT: MEXICO 42%

NOTE: PARTS CONTENT DOES NOT INCLUDE FINAL ASSEMBLY, DISTRIBUTION, OR OTHER NON-PARTS COSTS.

FOR THIS VEHICLE:  
FINAL ASSEMBLY POINT: SAN LUIS POTOSI, MEXICO  
COUNTRY OF ORIGIN: MEXICO  
ENGINE: MEXICO  
TRANSMISSION: CANADA

Other information: U.S. CUSTOMER SERVICE CENTER: 1-800-950-CHEV

**PARTS CONTENT INFORMATION**

FOR VEHICLES IN THIS CARLINE:  
U.S./CANADIAN PARTS CONTENT: 20%  
MAJOR SOURCES OF FOREIGN PARTS CONTENT: MEXICO 42%

NOTE: PARTS CONTENT DOES NOT INCLUDE FINAL ASSEMBLY, DISTRIBUTION, OR OTHER NON-PARTS COSTS.

FOR THIS VEHICLE:  
FINAL ASSEMBLY POINT: SAN LUIS POTOSI, MEXICO  
COUNTRY OF ORIGIN: MEXICO  
ENGINE: MEXICO  
TRANSMISSION: CANADA

Other information: U.S. CUSTOMER SERVICE CENTER: 1-800-950-CHEV

**PARTS CONTENT INFORMATION**

FOR VEHICLES IN THIS CARLINE:  
U.S./CANADIAN PARTS CONTENT: 20%  
MAJOR SOURCES OF FOREIGN PARTS CONTENT: MEXICO 42%

NOTE: PARTS CONTENT DOES NOT INCLUDE FINAL ASSEMBLY, DISTRIBUTION, OR OTHER NON-PARTS COSTS.

FOR THIS VEHICLE:  
FINAL ASSEMBLY POINT: SAN LUIS POTOSI, MEXICO  
COUNTRY OF ORIGIN: MEXICO  
ENGINE: MEXICO  
TRANSMISSION: CANADA

Other information: U.S. CUSTOMER SERVICE CENTER: 1-800-950-CHEV

**PARTS CONTENT INFORMATION**

FOR VEHICLES IN THIS CARLINE:  
U.S./CANADIAN PARTS CONTENT: 20%  
MAJOR SOURCES OF FOREIGN PARTS CONTENT: MEXICO 42%

NOTE: PARTS CONTENT DOES NOT INCLUDE FINAL ASSEMBLY, DISTRIBUTION, OR OTHER NON-PARTS COSTS.

FOR THIS VEHICLE:  
FINAL ASSEMBLY POINT: SAN LUIS POTOSI, MEXICO  
COUNTRY OF ORIGIN: MEXICO  
ENGINE: MEXICO  
TRANSMISSION: CANADA

Other information: U.S. CUSTOMER SERVICE CENTER: 1-800-950-CHEV

**PARTS CONTENT INFORMATION**

FOR VEHICLES IN THIS CARLINE:  
U.S./CANADIAN PARTS CONTENT: 20%  
MAJOR SOURCES OF FOREIGN PARTS CONTENT: MEXICO 42%

NOTE: PARTS CONTENT DOES NOT INCLUDE FINAL ASSEMBLY, DISTRIBUTION, OR OTHER NON-PARTS COSTS.

FOR THIS VEHICLE:  
FINAL ASSEMBLY POINT: SAN LUIS POTOSI, MEXICO  
COUNTRY OF ORIGIN: MEXICO  
ENGINE: MEXICO  
TRANSMISSION: CANADA

Other information: U.S. CUSTOMER SERVICE CENTER: 1-800-950-CHEV

**PARTS CONTENT INFORMATION**

FOR VEHICLES IN THIS CARLINE:  
U.S./CANADIAN PARTS CONTENT: 20%  
MAJOR SOURCES OF FOREIGN PARTS CONTENT: MEXICO 42%

NOTE: PARTS CONTENT DOES NOT INCLUDE FINAL ASSEMBLY, DISTRIBUTION, OR OTHER NON-PARTS COSTS.

FOR THIS VEHICLE:  
FINAL ASSEMBLY POINT: SAN LUIS POTOSI, MEXICO  
COUNTRY OF ORIGIN: MEXICO  
ENGINE: MEXICO  
TRANSMISSION: CANADA

Other information: U.S. CUSTOMER SERVICE CENTER: 1-800-950-CHEV

**PARTS CONTENT INFORMATION**

FOR VEHICLES IN THIS CARLINE:  
U.S./CANADIAN PARTS CONTENT: 20%  
MAJOR SOURCES OF FOREIGN PARTS CONTENT: MEXICO 42%

NOTE: PARTS CONTENT DOES NOT INCLUDE FINAL ASSEMBLY, DISTRIBUTION, OR OTHER NON-PARTS COSTS.

FOR THIS VEHICLE:  
FINAL ASSEMBLY POINT: SAN LUIS POTOSI, MEXICO  
COUNTRY OF ORIGIN: MEXICO  
ENGINE: MEXICO  
TRANSMISSION: CANADA

Other information: U.S. CUSTOMER SERVICE CENTER: 1-800-950-CHEV

**PARTS CONTENT INFORMATION**

FOR VEHICLES IN THIS CARLINE:  
U.S./CANADIAN PARTS CONTENT: 20%  
MAJOR SOURCES OF FOREIGN PARTS CONTENT: MEXICO 42%

NOTE: PARTS CONTENT DOES NOT INCLUDE FINAL ASSEMBLY, DISTRIBUTION, OR OTHER NON-PARTS COSTS.

FOR THIS VEHICLE:  
FINAL ASSEMBLY POINT: SAN LUIS POTOSI, MEXICO  
COUNTRY OF ORIGIN: MEXICO  
ENGINE: MEXICO  
TRANSMISSION: CANADA

Other information: U.S. CUSTOMER SERVICE CENTER: 1-800-950-CHEV



PAUL MASSE CHEVROLET, INC.  
1000 W. MAIN ST.  
PROVIDENCE, RI 02904-4474



PAUL MASSE CHEVROLET, INC.  
1000 W. MAIN ST.  
PROVIDENCE, RI 02904-4474



PAUL MASSE CHEVROLET, INC.  
1000 W. MAIN ST.  
PROVIDENCE, RI 02904-4474



PAUL MASSE CHEVROLET, INC.  
1000 W. MAIN ST.  
PROVIDENCE, RI 02904-4474



PAUL MASSE CHEVROLET, INC.  
1000 W. MAIN ST.  
PROVIDENCE, RI 02904-4474



PAUL MASSE CHEVROLET, INC.  
1000 W. MAIN ST.  
PROVIDENCE, RI 02904-4474



PAUL MASSE CHEVROLET, INC.  
1000 W. MAIN ST.  
PROVIDENCE, RI 02904-4474

STATE OF RHODE ISLAND

CITY OF EAST PROVIDENCE

RESOLUTION NO.

**RESOLUTION AUTHORIZING THE MAYOR TO ENTER INTO A CONTRACT  
WITH CB UTILITY FOR THE WARREN AVENUE AND HIGHLAND AVENUE  
WATER LINE REPLACEMENT PROJECT**

**WHEREAS**, on May 15, 2024, the City received two (2) bids for the Warren Avenue and Highland Avenue Water Line Replacement Project; and

**WHEREAS**, the scope of work includes the removal of existing and installation of approximately 1,800 feet of new 12-inch zinc coated, polyethylene encased ductile iron water main and roadway restoration and traffic management in accordance with Rhode Island Department of Transportation rules and regulations; and

**WHEREAS**, the project also includes the removal of existing and installation of new mainline shut off valves, water services, hydrants, street water main connection and other associated appurtenances; and

**WHEREAS**, CB Utility submitted a bid in the amount of \$1,901,890 and has extensive experience doing work on water/utility projects within the City; and

**WHEREAS**, the project will be funded from the Water Enterprise Capital Fund; and

**WHEREAS**, the City would like to enter into a contract with CB Utility in the amount of \$1,901,890 for the Warren Avenue and Highland Avenue Water Line Replacement Project.

**NOW, THEREFORE, BE IT RESOLVED** that the City Council of the City of East Providence hereby authorizes the Mayor of the City of East Providence to enter into a contract with CB Utility in the amount of \$1,901,890 for the Warren Avenue and Highland Avenue Water Line Replacement Project

Adopted by the City Council: \_\_\_\_\_

Attest:

\_\_\_\_\_  
City Clerk of East Providence, Rhode Island

Introduced by: Council President Rodericks



CITY OF EAST PROVIDENCE  
 DEPARTMENT OF PUBLIC WORKS-WATER UTILITIES DIVISION  
 RFP EP2014-31 WARREN AVE/HIGHLAND AVE WATER LINE REPLACEMENT  
 BID TABULATION

Item	Description	Estimated Quantity	C/D Utility		D'Ambr	
			Price per Unit	Total Amount	Price per Unit	Total Amount
1	Mobilization and Demobilization, per lump sum	lump sum	\$ 85,000.00	\$ 85,000.00	\$ 80,000.00	\$ 80,000.00
2	Traffic Control	lump sum	\$ 30,000.00	\$ 30,000.00	\$ 30,000.00	\$ 30,000.00
3	Uniformed Traffic Police	allowance	\$ 100,000.00	\$ 100,000.00	\$ 100,000.00	\$ 100,000.00
4	Test Pits, per cubic yard	150 CY	\$ 200.00	\$ 30,000.00	\$ 1.00	\$ 150.00
5	Excavation Below Normal Grade - Unavailable Material	150 CY	\$ 1.00	\$ 150.00	\$ 20.00	\$ 3,000.00
6	Rock Excavation	50 CY	\$ 280.00	\$ 14,000.00	\$ 250.00	\$ 12,500.00
7	Processed Gravel Borrow	50 CY	\$ 35.00	\$ 17,500.00	\$ 50.00	\$ 25,000.00
8	Sand Borrow	50 CY	\$ 1.00	\$ 50.00	\$ 20.00	\$ 1,000.00
9	3/4" Crushed Stone Borrow	25 CY	\$ 60.00	\$ 1,500.00	\$ 50.00	\$ 1,250.00
10	Ordinary Borrow	150 CY	\$ 34.00	\$ 5,100.00	\$ 20.00	\$ 3,000.00
11	Removal & Disposal of Concrete Roadbase	330 CY	\$ 65.00	\$ 22,750.00	\$ 130.00	\$ 45,150.00
12	Straw Wattle	150 LF	\$ 30.00	\$ 4,500.00	\$ 8.00	\$ 1,200.00
13	Catch Basin Sedimentation Control	22 each	\$ 70.00	\$ 1,540.00	\$ 100.00	\$ 2,200.00
14	6-inch Zinc Coated, Polyethylene Encased, Ductile Iron Pipe & Fittings, per linear foot	100 LF	\$ 410.00	\$ 41,000.00	\$ 300.00	\$ 30,000.00
15	8-inch Ductile Iron, Zinc Coated, Polyethylene Encased, Pipe & Fittings, per linear foot	550 LF	\$ 340.00	\$ 187,000.00	\$ 340.00	\$ 187,000.00
16	12-inch Ductile Iron, Zinc Coated, Polyethylene Encased, Pipe & Fittings, per linear foot	1275 LF	\$ 390.00	\$ 497,250.00	\$ 420.00	\$ 535,500.00
17	Extra Ductile Iron, Zinc Coated Fittings, per pound	500 Lbs.	\$ 18.00	\$ 9,000.00	\$ 8.00	\$ 4,000.00
18	6-inch Gate Valves with Boxes, each	1 each	\$ 700.00	\$ 1,700.00	\$ 4,000.00	\$ 4,000.00
19	8-inch Gate Valves with Boxes, each	6 each	\$ 2,400.00	\$ 14,400.00	\$ 8,000.00	\$ 48,000.00
20	12-inch Gate Valves with Boxes, each	6 each	\$ 4,500.00	\$ 27,000.00	\$ 102,000.00	\$ 72,000.00
21	Hydrant Assemblies, each	5 each	\$ 10,000.00	\$ 50,000.00	\$ 15,000.00	\$ 75,000.00
22	Existing Hydrants Removed, each	3 each	\$ 5,000.00	\$ 15,000.00	\$ 2,000.00	\$ 6,000.00
23	2-inch Copper Tubing for Water Service, per linear foot	235 LF	\$ 40.00	\$ 9,400.00	\$ 40.00	\$ 9,400.00
24	2-inch Water Service Copercation Stop, each	5 each	\$ 5,000.00	\$ 25,000.00	\$ 8,000.00	\$ 40,000.00
25	2-inch Water Service Curb Stop, Box & Coupling	5 each	\$ 900.00	\$ 4,500.00	\$ 5,000.00	\$ 25,000.00
26	Removal of Existing Water Gate Box, each	10 each	\$ 600.00	\$ 6,000.00	\$ 300.00	\$ 3,000.00
27	Abandonment of Existing Water Main, each	5 each	\$ 1,400.00	\$ 7,000.00	\$ 1,000.00	\$ 5,000.00
28	Temporary Bituminous Concrete Pavement Repair, per Square Yard	1600 SY	\$ 70.00	\$ 112,000.00	\$ 40.00	\$ 64,000.00
29	Permanent Bituminous Concrete Pavement Repair, per square yard	2200 SY	\$ 100.00	\$ 220,000.00	\$ 45.00	\$ 99,000.00
30	Bituminous Concrete Milling (Cold Planing), per square yard	4250 SY	\$ 6.00	\$ 25,500.00	\$ 8.00	\$ 34,000.00
31	2" Bituminous Pavement Overlay, per square yard	4250 SY	\$ 17.00	\$ 72,250.00	\$ 23.00	\$ 106,250.00
32	8" Concrete Roadbase, per cubic yard	350 CY	\$ 450.00	\$ 157,500.00	\$ 500.00	\$ 175,000.00
33	Temporary Bituminous Concrete Sidewalk & Driveway Repair, per square yard	200 SY	\$ 45.00	\$ 9,000.00	\$ 35.00	\$ 7,000.00
34	Permanent Concrete Sidewalk & Driveway Repair, per square yard	250 SY	\$ 120.00	\$ 30,000.00	\$ 90.00	\$ 22,500.00
35	Concrete Curb Removal & Recreting, per linear foot	50 LF	\$ 50.00	\$ 2,500.00	\$ 20.00	\$ 1,000.00
36	Replace Traffic Loop Sensor, each	10 each	\$ 1,500.00	\$ 15,000.00	\$ 1,200.00	\$ 12,000.00
37	Leam & Seed, per square yard	300 SY	\$ 8.00	\$ 2,400.00	\$ 30.00	\$ 9,000.00
38	Monthly Price Adjustment for hot mix asphalt (HMA) mixtures	allowance	\$ 10,000.00	\$ 10,000.00	\$ 10,000.00	\$ 10,000.00
39	Monthly Price Adjustment for diesel fuel	allowance	\$ 10,000.00	\$ 10,000.00	\$ 10,000.00	\$ 10,000.00
			\$ 1,901,850.00		\$ 1,898,450.00	

RECOMMENDATION: SEE BELOW

ACCOUNT CODE:

Roberto DaSilva Mayor

Daniel Bogert DPW Director

Malcolm Moore Finance Director

Jim Marvel Superintendent, Water Utilities Division

Jessica Lamprey Procurement Specialist

Recommended: EB Utility.. they met all WBE/MBE requirements. They have an excellent record on City Work Projects - JM

**STATE OF RHODE ISLAND**

**CITY OF EAST PROVIDENCE**

**RESOLUTION NO.**

**RESOLUTION AMENDING RESOLUTION NO. 81 ADOPTED JANUARY 9, 2024 TO REFLECT A CHANGE IN THE FUNDING FOR THE INSTALLATION OF CARPET TILES AND LVT FLOORING THROUGHOUT EAST PROVIDENCE CITY HALL**

**WHEREAS**, on January 9, 2024, the City Council adopted Resolution No. 81 authorizing the Mayor to enter into a contract with Ruggieri Brothers, Inc. in the amount of \$129,600 for the installation of new carpet tiles and LVT flooring throughout East Providence City Hall; and

**WHEREAS**, the contract includes removing and disposing of all existing carpeting and any carpet padding, and the installation of new carpet tile and vinyl plank flooring; and

**WHEREAS**, the City will be using approved Capital Funds in the amount of \$60,000 and ARPA funds in the amount of \$69,600 to complete the project.

**NOW, THEREFORE, BE IT RESOLVED** that the City Council of the City of East Providence hereby amends Resolution No. 81 adopted January 9, 2024 to reflect a change in the funding for the installation or carpet tiles and LVT flooring throughout East Providence City Hall.

Adopted by the City Council: \_\_\_\_\_

Attest:

\_\_\_\_\_  
City Clerk of East Providence, Rhode Island

Introduced by: Council President Rodericks, Council Vice President Rego

**STATE OF RHODE ISLAND**

**CITY OF EAST PROVIDENCE**

**RESOLUTION NO.**

**RESOLUTION TO HONOR HARRY "HAWK" EDMONDS BY  
RECOGNIZING LEONARD AVENUE AS "HARRY "HAWK" EDMONDS WAY"**

**WHEREAS**, Harry "Hawk" Edmonds is an esteemed member of the Pokanoket Tribal Nation, serving as their "Sachem" or "Chief"; and

**WHEREAS**, Edmonds is a direct descendant of Annawon, the Pineese War Chief for the Massasoit; and

**WHEREAS**, Edmonds actively participates in initiatives for Indigenous communities as well as the Mayor's Advisory Council on Indigenous Affairs; and

**WHEREAS**, Edmonds is also a proud member and honoree of the Massachusetts Center for Native American Awareness; and

**WHEREAS**, Edmonds' passion and connection to his Indigenous heritage is most proudly displayed in his performances at Powwows held throughout Rhode Island, Massachusetts, and Connecticut; and

**WHEREAS**, in addition to his Indigenous roots, Edmonds comes from a lineage of distinguished athletes, showcasing exceptional talent in football, baseball, and basketball, thereby leaving an incredible mark on sport and community; and

**WHEREAS**, Edmonds, following his father's footsteps, excelled in athletics, becoming a Rhode Island All-State first team selection in basketball and a standout player in football; and

**WHEREAS**, Edmonds achieved notable successes, including leading East Providence High School to a state basketball championship and being inducted into the East Providence Hall of Fame in 2014; and

**WHEREAS**, Edmonds continued his athletic journey at the University of Rhode Island, showcasing remarkable skill and contributing to notable victories that are remembered to this day; and

**WHEREAS**, Edmonds expanded his athletic repertoire to golf, showcasing his commitment, hard work and dedication, winning the Boston Open Golf Championship in 1993 at the age of 57; and

**WHEREAS**, the Edmonds family legacy is rooted in a block of land, locally known as "Edmondsville", which encompasses Grosvenor Avenue, North Hull Street and Leonard Avenue that has been a cherished part of the community for generations; and

**WHEREAS**, the recognition of Harry "Hawk" Edmonds is a testament to his lasting legacy and the Edmonds family's enduring presence in East Providence for nearly 200 years.



**NOW, THEREFORE, BE IT RESOLVED** that the City Council of the City of East Providence, in conjunction with the Office of the Mayor, do hereby proclaim Leonard Avenue shall be recognized as **“Harry “Hawk” Edmonds Way”** to honor him for his outstanding achievements in athletics, community service, and Indigenous leadership in the City of East Providence.

Adopted by the City Council: \_\_\_\_\_

Attest:

\_\_\_\_\_  
City Clerk of East Providence, Rhode Island

Introduced by: Council President Rodericks

**STATE OF RHODE ISLAND**  
**CITY OF EAST PROVIDENCE**

**RESOLUTION NO.**

**RESOLUTION AUTHORIZING THE MAYOR TO ENTER INTO A  
LEASE AGREEMENT WITH DUNE BROTHERS, LLC TO OPERATE  
THE LOOFF CAROUSEL CONCESSION STAND**

**WHEREAS**, on May 20, 2024, the City received two (2) bids for the services of a concessionaire to operate the Loeff Carousel Concession Stand located at Crescent Park; and

**WHEREAS**, the concessionaire will prepare, serve, and sell to the public food and beverage items in accordance with the terms and conditions set forth in the Request for Proposals; and

**WHEREAS**, the City desires to sell traditional clam shack fare such as, but not limited to, clam cakes, clam chowder and fried fish of the best quality approved for sale by the Carousel Commission Director or his/her designee; and

**WHEREAS**, the term of the lease is for twenty-eight (28) months commencing on July 1, 2024 and ending on October 31, 2026; and

**WHEREAS**, rent due for the full term of the lease is \$28,000 and is due in monthly installments of \$1,000 on the 1<sup>st</sup> day of every month. In addition, the Lessee shall pay the Lessor 4% of monthly gross sales over the monthly breakpoint of \$100,000 payable on the 1<sup>st</sup> of each month after the submission of the required reports.

**NOW, THEREFORE, BE IT RESOLVED** that the City Council of the City of East Providence hereby authorizes the Mayor of the City of East Providence to enter into a Lease Agreement with Dune Brothers, LLC to operate the Loeff Carousel Concession Stand located at Crescent Park.

This resolution shall take effect upon passage.

Adopted by the City Council: \_\_\_\_\_

Attest:

\_\_\_\_\_  
City Clerk of East Providence, Rhode Island

Introduced by: Council President Rodericks

## **LEASE AGREEMENT**

### **PARTIES AND PREMISES**

This Lease made and entered into this \_\_\_\_\_ day of \_\_\_\_\_ 2024, by and between the **CITY OF EAST PROVIDENCE**, a Municipal Corporation existing under the laws of the State of Rhode Island, Lessor, its successors and assigns, of 145 Taunton Avenue, East Providence, Rhode Island 02914 and **DUNE BROTHERS, LLC** a Rhode Island Corporation, of 6 Grimshaw Place, Warwick, Rhode Island 02889, Lessee.

In consideration of covenants and agreements hereinafter mentioned, reserved and contained on and on behalf of Lessee to be kept and performed, the Lessor does hereby let and demise unto the Lessee the following-described premises:

That certain portion (270 square feet) of a parcel of land, building and improvements thereon located in the City of East Providence on Assessor's Map 413, Block 13, Parcel 1, further described as and known as 684 Bullocks Point Avenue and known as the "Concession Stand."

### **TERM**

The term of this Lease shall be for twenty-eight (28) months commencing on July 1, 2024 and ending on October 31, 2026. Lessee is allowed access to the premises upon execution of this Lease and for one week after the expiration of this lease for cleaning purposes, provided all necessary insurance is obtained by Lessee and Lessor is named as additional loss payee and additional insured pursuant to the paragraph regarding Lessee's Liability Insurance.

### **RENT**

Rent due for the full term of the lease is **TWENTY-EIGHT THOUSAND and 00/100 DOLLARS (\$28,000.00)**. Rent in the amount of \$1,000 is due and payable on the 1<sup>st</sup> day of every month. In addition, the Lessee shall pay the Lessor 4% of monthly gross sales over

the monthly breakpoint of ONE-HUNDERED THOUSAND DOLLARS (\$100,000) payable on the 1<sup>st</sup> of each month after the submission of the required reports as set forth below.

### **REPORTS**

On or before the 20<sup>th</sup> day of each calendar month during the term of this Lease, Lessee is required to deliver to the Carousel Commission Director or his/her designees, respectively, a report certified in writing by the Lessee for correctness, which shows gross receipts from sales applicable to the Concessions from the previous month. More detailed reports shall be provided upon request. If the City determines that a rent increase is justified based upon the receipts, such adjustment shall be negotiated and will commence in year 2 of this Lease.

### **UTILITIES**

The Lessee will be responsible for all utilities, including but not limited to the following utilities: gas, water and electricity. Any alterations, repairs, or damage to utilities will be borne by the Lessee. The Lessee will be allowed use of the dumpster, picnic areas and bathrooms located on the premises. Lessee will pay for additional portable bathrooms which will be open during Lessee's hours of operation. The Lessee will obtain all permits necessary to accomplish the alterations, including, but not limited to, building, electrical, plumbing, etc.

### **SECURITY DEPOSIT**

A security deposit in the amount of **TWO THOUSAND and 00/100 DOLLARS (\$2,000.00)** is to be held in escrow by the Lessor in accordance with Rhode Island Law. The full security deposit shall be returned to Lessee within twenty (20) days after vacating the premises except under the following conditions: Lessee agrees that Lessor may deduct from security deposit the following charges if they apply: (1) any indebtedness otherwise due Lessor; (2) the cost of any repairs, replacements, and/or redecorating of the premises or any fixtures, systems or appliances

caused by other than reasonable wear, including during the process of moving in or out; (3) a cleaning expense, in the event that Lessee should leave the premises in an unclean and unmendable condition; (4) any attorney's fees caused by a breach of any provision of this agreement on the part of the Lessee; (5) any court costs caused by enforcement of the terms and provisions of this agreement; (6) costs and expenses incurred by Lessor and arising from the breach by Lessee of any provisions of this agreement. In addition, should any of these conditions cause expense to the Lessor in excess of the amount of the security deposit, Lessee agrees to pay to Lessor the amount of said excess. Lessee may not apply the security deposit against any rental payments.

#### **USE OF LEASED PREMISES**

The Lessee shall use the leased premises only for the purpose of a licensed food and beverage concession stand and sale of related items. Lessee agrees that no pets or animals will be kept on the premises. The Lessee shall be allowed the right to use the parking lot on the property of the leased premises on a shared pro-rata basis with the Carousel, its guests and/or assignees.

Lessee is allowed to have a sign on the premises in the garden near the stand. The parties agree that Lessee shall remove the sign at the end of the Lease. Lessee is responsible to obtain all permits necessary for said sign (if any) and that said sign must be in accordance with all applicable City ordinances and state law.

#### **COMPLIANCE WITH LAWS**

The Lessee acknowledges that no trade or occupation shall be conducted in the leased premises or use made thereof which will be unlawful, improper, noisy or offensive, or contrary to any applicable ordinance or regulation, federal, state or local, and will duly comply with and conform to all such laws, ordinances and regulations to the use and condition of the leased premises and will indemnify the Lessor for all fines, penalties and reasonable expense arising out of the

Lessee's failure to comply with same.

### **FIRE INSURANCE**

The Lessee shall not permit any use of the leased premises which will make voidable any insurance on the property of which the leased premises are a part, or on the contents of said property or which shall be contrary to any law or regulation from time to time established by the New England Fire Insurance Rating Association, or any similar body succeeding to its powers. The Lessee shall on demand reimburse the Lessor all extra insurance premiums caused by the Lessee's use of the premises.

### **MAINTENANCE OF PREMISES**

The Lessee agrees to maintain the leased premises in the same condition as they are at the commencement of the term or as they may be put in during the term of this Lease as described in the attached list of repairs, reasonable wear and tear, damage by fire and other casualty only excepted. The Lessee shall be responsible for cleaning the restrooms at the Leased Premises. Lessee shall be responsible to dispose of trash and recycling accordingly and shall keep the dumpster area free of debris on the ground and around and behind both dumpsters. Lessee is also responsible to maintain the stand itself and it must be cleaned on a regular basis as well as cleaned and organized at the end of the season. The Lessee shall not permit the leased premises to be overloaded, damaged, stripped, or defaced, nor suffer any waste. Lessee shall obtain written consent of Lessor before erecting any sign on the premises other than the sign applied in this process and attached. The Lessee shall abide by any local or state laws concerning placement and/or erection of signs on the premises.

### **ALTERATIONS-ADDITIONS**

The Lessee shall not make any alterations or additions to the leased premises without

the express written consent from the Lessor. Any alterations or additions which are approved by the Lessor must be made in accordance with all applicable municipal and state building code requirements and standards. All such allowed alterations shall be at Lessee's expense and shall be in quality at least equal to the present construction. Lessee shall not permit any mechanics liens, or similar liens, to remain upon the leased premises for labor and material furnished for Lessee or claimed to have been furnished to Lessee in connection with work of any character performed or claimed to have been performed at the direction of Lessee and shall cause any such lien to be released of record forthwith without cost to Lessor. Any alterations or improvements made by the Lessee shall become the property of the Lessor at the termination of occupancy as provided herein. It is understood that when the Lessee vacates the Premises that any and all improvements to the Premises become the property of the Lessor.

#### **ASSIGNMENT-SUBLEASING**

The Lessee shall not assign or sublet the whole or any part of the leased premises.

#### **SUBORDINATION**

This Lease shall be subject and subordinate to any and all mortgages, deeds of trust and other instruments in the nature of a mortgage, now or at any time hereafter, a lien or liens on the property of which the leased premises are a part and the Lessee shall, when requested, promptly execute and deliver such written instruments as shall be necessary to show the subordination of this Lease to said mortgages, deeds and trust or other such instruments in the nature of a mortgage.

#### **LESSOR'S ACCESS**

The Lessee shall not unreasonably withhold consent to the Lessor for entry into the leased premises in order to inspect the premises. The Lessor may enter the premises without consent in the case of emergency, if reasonably necessary, for the protection of the premises. The Lessor or

agents of the Lessor may, at reasonable times, enter to view the leased premises and may remove placards and signs not approved and affixed as herein provided, and make repairs and alterations as Lessor should elect to do and may show the leased premises to others, and at any time, may affix to any suitable part of the leased premises a notice for letting or selling the leased premises or property of which the leased premises are a part and keep the same so affixed without hindrance or molestation.

### **INDEMNIFICATION AND LIABILITY**

The Lessor shall not be liable for any injury or damage not indirectly due to lack of ordinary care of the Lessor, either proximate or remote, nor for any damage or injury resulting from the negligence or improper conduct of the Lessee, or arising from riot, strike, unavoidable accident, or other like or unlike causes beyond the control of the Lessor. The Lessee shall save the Lessor harmless from all loss and damage occasioned by the use or escape of water or by the bursting of pipes, as well as from any claim or damage resulting from neglect in not removing snow and ice from the roof of the building or from the sidewalk bordering upon the premises so leased, or by any nuisance made or suffered on the leased premises unless such loss is caused by the neglect of the Lessor. The removal of snow and ice from the sidewalks bordering upon the leased premises shall be the Lessee's responsibility. Lessor shall not be responsible for the clearing and removal of snow, ice, debris, litter and trash from the premises.

### **LESSEE'S LIABILITY INSURANCE**

Lessee shall obtain and maintain in force general hazard and liability insurance (so called) with an insurance company acceptable to Lessor in the amount of not less than \$2,000,000.00 for injuries to a person and \$2,000,000.00 for injuries to more than one person arising out of the same accident and for not less than \$2,000,000.00 for damages to the demised premises and to personal



property whether in one policy or in combination of an underlying policy and an "umbrella policy." Said policy shall name Lessor as an additional loss payee and as an additional insured with no liability for payment of premium and shall contain provisions prohibiting the cancellation thereof without prior written notice to the Lessor. Lessee will not engage in any operations or store any property or materials in or about the demised premises which may void such insurance policy. If at any time during the term of this lease the Lessee shall fail to pay the premiums when due or shall otherwise not maintain the insurance required hereunder, Lessor may cause such insurance to be maintained and pay premiums thereof and after giving the Lessee ten (10) days prior notice, the cost thereof shall be deemed owed by Lessee and shall be due and payable to the Lessor immediately. Lessor and Lessee mutually waive their respective rights to recovery against each other for any loss of, or damage to, either party or its property, where such loss or damage is insured by an insurance policy required to be in effect at the time of such loss required by its insurer, whereby the insurer waives its rights of subrogation against the other party hereto. The provisions of this paragraph shall not apply in those instances in which waiver of subrogation would cause either party's insurance coverage to be voided or otherwise made uncollectible. Lessee shall deposit with the Lessor certificates for such insurance at or prior to the commencement of the term, and thereafter within thirty (30) days prior to the expiration of any such policies. All such insurance certificates shall provide that such policies shall not be canceled without at least ten (10) days prior written notice to each assured named therein.

#### **FIRE CASUALTY-EMINENT DOMAIN**

Should a substantial portion of the leased premises or of the property of which they are a part, be substantially damaged by fire or other casualty, or be taken by eminent domain, the Lessor may elect to terminate this Lease. When such fire, casualty, or taking renders the leased premises

substantially unsuitable for their intended use, a just and proportionate abatement of rent shall be made, and the Lessee may elect to terminate this Lease if:

(A) The Lessor fails to give written notice within thirty (30) days of intention to restore leased premises, and

(B) The Lessor fails to restore the leased premises to a condition substantially suitable for their intended use within ninety (90) days of said fire, casualty, or taking.

The Lessor reserves and the Lessee grants to the Lessor, all rights which the Lessee may have for damages or injury to the leased premises for any taking by eminent domain, except for damage to the Lessee's fixtures, property, or equipment.

#### **DEFAULT AND BANKRUPTCY**

In the event that ( a) the Lessee shall default in the payment of an installment of rent or other sum herein specified and such default shall continue for ten (10) days after written notice thereof; or (b) the Lessee shall default in the observance or performance of any other of the Lessee's covenants, agreements or obligations hereunder, and such default shall not be corrected within twenty (20) days after written notice thereof; or (c) the Lessee shall be declared bankrupt or insolvent according to law, or, if any assignment shall be made of Lessee's property for the benefit of creditors, then the Lessor shall have the right thereafter, while such default continues, to re-enter and take complete possession of the leased premises to declare the term of the Lease ended and remove the Lessee's effects without prejudice to any remedies which might be otherwise used for arrears of rent or other default. The Lessee shall indemnify the Lessor against all loss of rent and other payments which the Lessor may incur by reason of such termination during the residue of the term. If the Lessee shall default, after reasonable notice thereof, in the observance or performance of any conditions or covenants on Lessee's part to be observed or performed under or by virtue of

any of the provisions in any article of this Lease, the Lessor, without being under any obligation to do so and without thereby waiving such default, may remedy such default for the account and at the expense of the Lessee. If the Lessor make any expenditures or incurs any obligations for the payment of money in connection therewith, including but not limited to, reasonable attorney's fees in instituting, prosecuting or defending any action or proceeding, such sums paid or obligations insured, with interest at the rate of twelve (12) percent per annum and costs, shall be paid to the Lessor by the Lessee as additional rent.

#### **NOTICE**

Any notice from the Lessor to the Lessee relating to the leased premises or to the occupancy thereof, shall be deemed duly served, if left at the leased premises addressed to the Lessee, or, if mailed to the leased premises, registered or certified mail, return receipt requested, postage prepaid, addressed to the Lessee. Any notice from the Lessee to the Lessor relating to the leased premises or to the occupancy thereof, shall be deemed duly served, if mailed to the Lessor by registered or certified mail, return receipt requested, postage prepaid, addressed to the Lessor at such address as the Lessor may from time to time advise in writing, with a copy to the Office of the City Solicitor, East Providence City Hall, 145 Taunton Avenue, East Providence, Rhode Island 02914. All rent and notices shall be paid and sent to the Lessor, c/o the Office of the Mayor, East Providence City Hall, 145 Taunton Avenue, East Providence, Rhode Island 02914 with a copy to the East Providence City Solicitor's Office, East Providence City Hall, 145 Taunton Avenue, East Providence, Rhode Island 02914.

#### **SURRENDER**

The Lessee shall at the expiration or other termination of this Lease remove all Lessee's goods and effects from the leased premises, (including, without hereby limiting the generality of

the foregoing, all signs and lettering affixed or painted by the Lessee, either inside or outside the leased premises). Lessee shall deliver to the Lessor the leased premises and all keys, locks thereto, and other fixtures connected therewith and all alterations and additions made to or upon the leased premises, in the same condition as they were at the commencement of the term, or as they were put in during the term hereof, reasonable wear and tear and damage by fire or other casualty only excepted. In the event of the Lessee's failure to remove any of Lessee's property from the premises, Lessor is hereby authorized, without liability to Lessee for loss or damage thereto, and at the sole risk of Lessee, to remove and store any of the property at Lessee's expense, or to retain same under Lessor's control, or to sell at public or private sale without notice any or all of the property not so removed and to apply the net proceeds of such sale to the payment of any sum due hereunder, or to destroy such property.

#### **WAIVERS**

No waiver of any breach or any one or more of the conditions or covenants of this Lease by the Lessor or the Lessee shall be deemed to imply or to constitute a waiver of any prior or succeeding breach; and the failure of the Lessor or the Lessee to insist upon the strict performance of the terms, covenants, agreements, and conditions herein contained or to anyone of them shall not constitute or be construed as a waiver or relinquishment of the Lessor's or the Lessee's right to thereafter enforce any such default, or any term, covenants, agreement or condition.

#### **HOLDING OVER**

If after the expiration of this Lease, Lessee shall remain in possession of the demised premises, Lessee shall continue to be responsible for all covenants, conditions, and obligations as determined by Lessor, but such holding over and such payment shall not constitute an extension of the Lease and Lessee's occupancy thereafter shall be deemed and taken to be a holding upon the

tenancy from month to month. In the event Lessee holds over, then Lessee will pay rent at two hundred percent (200%) of the monthly rent.

### **ILLEGALITY**

In the event that any portion of this Lease is construed by a court of competent jurisdiction as illegal, inoperative, or invalid, such illegality or invalidity shall not otherwise affect the validity of the remaining provisions of this Lease.

### **SECURITY**

The Lessee shall be fully responsible for providing the security for the leased premises.

### **CONSTRUCTION OF AGREEMENT**

This instrument, executed in duplicate, is to be construed as a Rhode Island contract, is to take effect as a sealed instrument, it sets forth the entire contract between the parties, is binding upon and inures to the benefit of the parties hereto and the respective heirs, devisees, executors, administrators, successors and assigns and may be canceled, modified or amended only by a written instrument, executed by both the Lessor and the Lessee. If two or more persons are named herein as Lessors, their obligations hereunder shall be joint and several. The captions and marginal notes are used only as a matter of convenience and are not to be considered as part of this agreement or be used in determining the intent of the parties to it.

### **ENTIRETY**

This Lease represents the entire agreement between the parties. Any and all amendments to the Lease shall first be approved by the East Providence City Council prior to its incorporation into this Lease Agreement.

**ORIGINALS**

This Lease is being executed in several counterparts, each of which is an original.

IN WITNESS WHEREOF, this instrument has been executed the day and year first  
above written.

WITNESS:

CITY OF EAST PROVIDENCE

\_\_\_\_\_

By: \_\_\_\_\_  
Mayor Roberto DaSilva

WITNESS:

DUNE BROTHERS, LLC

\_\_\_\_\_

By: \_\_\_\_\_

STATE OF RHODE ISLAND  
COUNTY OF PROVIDENCE

In East Providence on the \_\_\_\_\_ day of \_\_\_\_\_, 2024 before me personally appeared Roberto DaSilva, Mayor to me known and known by me to be the duly authorized officer of said City of East Providence executing the foregoing instrument on behalf of said City of East Providence and he acknowledged said instrument so executed to be his free act and deed individually and the free act and deed of the City of East Providence.

\_\_\_\_\_  
Notary Public

STATE OF RHODE ISLAND  
COUNTY OF PROVIDENCE

In East Providence on the \_\_\_\_\_ day of \_\_\_\_\_, 2024 before me personally appeared \_\_\_\_\_ to me known and known by me to be the duly authorized officer of said Dune Brothers LLC executing the foregoing instrument on behalf of said Dune Brothers LLC and he acknowledged said instrument so executed to be his free act and deed individually and the free act and deed of Dune Brothers LLC.

\_\_\_\_\_  
Notary Public

# MAYORS ITEMS

**City of East Providence, RI**

Encumbrance Budget \*

29010 - American Rescue Plan Act

From 11/1/2020 Through 5/31/2024

\* This report may be affected by Account Level Security

Account Code	Account Title	YTD Budget - Original	YTD Budget - Revised	Current Period Actual	YTD Actual	YTD Enc	Balance	Exp
51110	Regular Salaries							
000	None							
300	Planning	0.00	0.00	90,384.76	90,384.76	0.00	(90,384.76)	0.00%
550	Public Library	0.00	1,000,000.00	200,024.35	200,024.35	0.00	799,975.65	80.00%
51116	Part Time / Temporary Pay							
000	None							
125	Mayor	0.00	0.00	21,579.00	21,579.00	0.00	(21,579.00)	0.00%
155	Senior Services	0.00	0.00	18,159.00	18,159.00	0.00	(18,159.00)	0.00%
170	Information Technology	0.00	0.00	13,170.00	13,170.00	0.00	(13,170.00)	0.00%
200	City Clerk	0.00	0.00	4,743.75	4,743.75	0.00	(4,743.75)	0.00%
260	Finance	0.00	0.00	7,353.00	7,353.00	0.00	(7,353.00)	0.00%
270	Treasury	0.00	0.00	3,037.50	3,037.50	0.00	(3,037.50)	0.00%
290	Assessment	0.00	0.00	5,235.00	5,235.00	0.00	(5,235.00)	0.00%
300	Planning	0.00	0.00	6,582.73	6,582.73	0.00	(6,582.73)	0.00%
310	CDBG	0.00	0.00	543.81	543.81	0.00	(543.81)	0.00%
400	Human Resources	0.00	0.00	6,397.00	6,397.00	0.00	(6,397.00)	0.00%
410	Affirmative Action/Human Ser...	0.00	0.00	8,193.75	8,193.75	0.00	(8,193.75)	0.00%
450	Canvassing Authority	0.00	0.00	44,452.50	44,452.50	0.00	(44,452.50)	0.00%
550	Public Library	0.00	0.00	22,585.50	22,585.50	0.00	(22,585.50)	0.00%
605	Building Inspection	0.00	0.00	3,967.50	3,967.50	0.00	(3,967.50)	0.00%
610	Engineering	0.00	0.00	13,816.88	13,816.88	0.00	(13,816.88)	0.00%
630	Highway	0.00	0.00	103,072.50	103,072.50	0.00	(103,072.50)	0.00%
660	Public Buildings	0.00	0.00	35,602.50	35,602.50	0.00	(35,602.50)	0.00%
670	Central Garage	0.00	0.00	55,580.50	55,580.50	0.00	(55,580.50)	0.00%
700	Police	0.00	0.00	16,177.50	16,177.50	0.00	(16,177.50)	0.00%
750	Fire	0.00	0.00	18,421.50	18,421.50	0.00	(18,421.50)	0.00%
800	Recreation	0.00	0.00	86,765.00	86,765.00	0.00	(86,765.00)	0.00%
850	Carousel	0.00	0.00	16,335.00	16,335.00	0.00	(16,335.00)	0.00%
51133	Longevity							
000	None							
550	Public Library	0.00	0.00	6,354.78	6,354.78	0.00	(6,354.78)	0.00%
51201	Overtime							
000	None							
550	Public Library	0.00	0.00	584.83	584.83	0.00	(584.83)	0.00%
670	Central Garage	0.00	0.00	94.50	94.50	0.00	(94.50)	0.00%
52110	Health Coshare							
000	None							
550	Public Library	0.00	0.00	(8,031.18)	(8,031.18)	0.00	8,031.18	0.00%



**City of East Providence, RI**

Encumbrance Budget \*

29010 - American Rescue Plan Act

From 11/1/2020 Through 5/31/2024

\* This report may be affected by Account Level Security

Account Code	Account Title	YTD Budget - Original	YTD Budget - Revised	Current Period Actual	YTD Actual	YTD Enc	Balance	Exp
52208	Mers Pension							
000	None							
550	Public Library	0.00	0.00	45,026.47	45,026.47	0.00	(45,026.47)	0.00%
52218	TIAA							
000	None							
550	Public Library	0.00	0.00	2,463.07	2,463.07	0.00	(2,463.07)	0.00%
52301	FICA							
000	None							
125	Mayor	0.00	0.00	1,337.92	1,337.92	0.00	(1,337.92)	0.00%
155	Senior Services	0.00	0.00	1,125.88	1,125.88	0.00	(1,125.88)	0.00%
170	Information Technology	0.00	0.00	816.54	816.54	0.00	(816.54)	0.00%
200	City Clerk	0.00	0.00	294.12	294.12	0.00	(294.12)	0.00%
260	Finance	0.00	0.00	455.91	455.91	0.00	(455.91)	0.00%
270	Treasury	0.00	0.00	188.33	188.33	0.00	(188.33)	0.00%
290	Assessment	0.00	0.00	324.58	324.58	0.00	(324.58)	0.00%
300	Planning	0.00	0.00	6,045.66	6,045.66	0.00	(6,045.66)	0.00%
310	CDBG	0.00	0.00	33.72	33.72	0.00	(33.72)	0.00%
400	Human Resources	0.00	0.00	396.63	396.63	0.00	(396.63)	0.00%
410	Affirmative Action/Human Ser...	0.00	0.00	508.02	508.02	0.00	(508.02)	0.00%
450	Canvassing Authority	0.00	0.00	2,756.09	2,756.09	0.00	(2,756.09)	0.00%
550	Public Library	0.00	0.00	13,875.28	13,875.28	0.00	(13,875.28)	0.00%
605	Building Inspection	0.00	0.00	245.99	245.99	0.00	(245.99)	0.00%
610	Engineering	0.00	0.00	856.65	856.65	0.00	(856.65)	0.00%
630	Highway	0.00	0.00	6,390.51	6,390.51	0.00	(6,390.51)	0.00%
660	Public Buildings	0.00	0.00	2,207.38	2,207.38	0.00	(2,207.38)	0.00%
670	Central Garage	0.00	0.00	3,459.31	3,459.31	0.00	(3,459.31)	0.00%
700	Police	0.00	0.00	1,028.17	1,028.17	0.00	(1,028.17)	0.00%
750	Fire	0.00	0.00	1,142.13	1,142.13	0.00	(1,142.13)	0.00%
800	Recreation	0.00	0.00	5,379.49	5,379.49	0.00	(5,379.49)	0.00%
850	Carousel	0.00	0.00	1,012.79	1,012.79	0.00	(1,012.79)	0.00%
52302	Medicare							
000	None							
125	Mayor	0.00	0.00	312.92	312.92	0.00	(312.92)	0.00%
155	Senior Services	0.00	0.00	263.32	263.32	0.00	(263.32)	0.00%
170	Information Technology	0.00	0.00	190.96	190.96	0.00	(190.96)	0.00%
200	City Clerk	0.00	0.00	68.79	68.79	0.00	(68.79)	0.00%
260	Finance	0.00	0.00	106.64	106.64	0.00	(106.64)	0.00%
270	Treasury	0.00	0.00	44.06	44.06	0.00	(44.06)	0.00%

**City of East Providence, RI**

Encumbrance Budget \*

29010 - American Rescue Plan Act

From 11/1/2020 Through 5/31/2024

\* This report may be affected by Account Level Security

Account Code	Account Title	YTD Budget - Original	YTD Budget - Revised	Current Period Actual	YTD Actual	YTD Enc	Balance	Exp
290	Assessment	0.00	0.00	75.91	75.91	0.00	0.00	0.00%
300	Planning	0.00	0.00	1,413.71	1,413.71	0.00	(1,413.71)	0.00%
310	CDBG	0.00	0.00	7.89	7.89	0.00	(7.89)	0.00%
400	Human Resources	0.00	0.00	92.78	92.78	0.00	(92.78)	0.00%
410	Affirmative Action/Human Ser...	0.00	0.00	118.81	118.81	0.00	(118.81)	0.00%
450	Canvassing Authority	0.00	0.00	644.66	644.66	0.00	(644.66)	0.00%
550	Public Library	0.00	0.00	3,245.03	3,245.03	0.00	(3,245.03)	0.00%
605	Building Inspection	0.00	0.00	57.53	57.53	0.00	(57.53)	0.00%
610	Engineering	0.00	0.00	200.35	200.35	0.00	(200.35)	0.00%
630	Highway	0.00	0.00	1,494.55	1,494.55	0.00	(1,494.55)	0.00%
660	Public Buildings	0.00	0.00	516.27	516.27	0.00	(516.27)	0.00%
670	Central Garage	0.00	0.00	809.11	809.11	0.00	(809.11)	0.00%
700	Police	0.00	0.00	240.47	240.47	0.00	(240.47)	0.00%
750	Fire	0.00	0.00	267.15	267.15	0.00	(267.15)	0.00%
800	Recreation	0.00	0.00	1,258.10	1,258.10	0.00	(1,258.10)	0.00%
850	Carousel	0.00	0.00	236.90	236.90	0.00	(236.90)	0.00%
52401	Deferred Compensation							
000	None							
550	Public Library	0.00	0.00	2,165.68	2,165.68	0.00	(2,165.68)	0.00%
55000	Program Costs							
000	None							
900	Miscellaneous	0.00	14,510,912.00	10,328,940.14	10,328,940.14	2,992,836.43	1,189,135.43	8.19%
899	Ready Set Play							
900	Miscellaneous	0.00	75,000.00	37,500.00	37,500.00	37,500.00	0.00	0.00%
900	Bold Point Park/John Lewis Wat...							
900	Miscellaneous	0.00	450,000.00	49,059.78	49,059.78	230.56	400,709.66	89.05%
901	Citywide Utility Box Art Project							
900	Miscellaneous	0.00	50,000.00	0.00	0.00	0.00	50,000.00	100.00%
902	Crescent Park Concession And ...							
900	Miscellaneous	0.00	1,000,000.00	19,121.25	19,121.25	5,878.75	975,000.00	97.50%
903	Former Oldham School Busines...							
900	Miscellaneous	0.00	1,000,000.00	0.00	0.00	0.00	1,000,000.00	100.00%
904	Pierce Field Football Stadium Tr...							
900	Miscellaneous	0.00	102,130.00	3,355.00	3,355.00	51,057.50	47,717.50	46.72%
905	Splash Pad - Riverside							
900	Miscellaneous	0.00	200,000.00	0.00	0.00	0.00	200,000.00	100.00%
907	Citywide Sewer And Drain Impr...							
900	Miscellaneous	0.00	1,000,000.00	261,403.57	261,403.57	299,183.61	439,412.82	43.94%

**City of East Providence, RI**

Encumbrance Budget \*

29010 - American Rescue Plan Act

From 11/1/2020 Through 5/31/2024

\* This report may be affected by Account Level Security

Account Code	Account Title	YTD Budget - Original	YTD Budget - Revised	Current Period Actual	YTD Actual	YTD Enc	Balance	Exp
908	Storefront Improvement Program							
900	Miscellaneous	0.00	400,000.00	0.00	0.00	0.00	400,000.00	100.00%
909	Citywide Placemaking							
900	Miscellaneous	0.00	550,000.00	20,524.40	20,524.40	32,491.61	496,983.99	90.36%
910	Adaptive Playground Equipment							
900	Miscellaneous	0.00	500,000.00	0.00	0.00	0.00	500,000.00	100.00%
911	EPPD Renovations							
900	Miscellaneous	0.00	2,500,000.00	0.00	0.00	0.00	2,500,000.00	100.00%
912	Potter St & Burgess St parking I...							
900	Miscellaneous	0.00	447,870.00	0.00	0.00	447,870.00	0.00	0.00%
913	Community Recreation Center							
900	Miscellaneous	0.00	3,000,000.00	184,612.75	184,612.75	883,057.75	1,932,329.50	64.41%
914	Kent Heights Recreational impr...							
900	Miscellaneous	0.00	1,000,000.00	194,227.26	194,227.26	44,400.86	761,371.88	76.14%
	Total 29010 - American Rescue Plan Act	0.00	(27,785,912.00)	(12,011,129.84)	(12,011,129.84)	(4,794,507.07)	(10,980,275.09)	39.52%
Report Total		0.00	(27,785,912.00)	(12,011,129.84)	(12,011,129.84)	(4,794,507.07)	(10,980,275.09)	0.00%

**City of East Providence, RI**

Encumbrance Budget \*  
31100 - Capital Fund

From 11/1/2020 Through 5/31/2024

\* This report may be affected by Account Level Security

Account Code	Account Title	YTD Budget - Original	YTD Budget - Revised	Current Period Actual	YTD Actual	YTD Enc	Budget Remaining	Percent Total Budget Remaining
000	General							
59999	Transfer Out	0.00	0.00	6,328,630.00	6,328,630.00	0.00	(6,328,630.00)	0.00%
Total 000	General	0.00	0.00	6,328,630.00	6,328,630.00	0.00	(6,328,630.00)	0.00%
100	City Council							
62101	Tree Planting Bullocks Point	25,000.00	25,000.00	9,419.00	9,419.00	7,160.00	8,421.00	33.68%
62118	Willett Pond Improvements	125,000.00	125,000.00	43,720.57	43,720.57	8,316.69	72,962.74	58.37%
Total 100	City Council	150,000.00	150,000.00	53,139.57	53,139.57	15,476.69	81,383.74	54.26%
155	Senior Services							
62416	14 Passenger Bus	110,000.00	110,000.00	59,524.00	59,524.00	0.00	50,476.00	45.89%
Total 155	Senior Services	110,000.00	110,000.00	59,524.00	59,524.00	0.00	50,476.00	45.89%
170	Information Technology							
62419	Cybersecurity Audit	40,000.00	40,000.00	6,050.00	6,050.00	40,820.00	(6,870.00)	(17.18)%
62420	Conference Room Upgrades	30,000.00	30,000.00	0.00	0.00	0.00	30,000.00	100.00%
Total 170	Information Technology	70,000.00	70,000.00	6,050.00	6,050.00	40,820.00	23,130.00	33.04%
270	Treasury							
62302	New Office Carpet	10,000.00	10,000.00	0.00	0.00	0.00	10,000.00	100.00%
Total 270	Treasury	10,000.00	10,000.00	0.00	0.00	0.00	10,000.00	100.00%
300	Planning							
61902	20-Year City Comprehensive Pl...	80,000.00	80,000.00	78,055.13	78,055.13	3,238.51	(1,293.64)	(1.62)%
62019	Arts Grant	45,325.00	45,325.00	21,970.15	21,970.15	1,500.00	21,854.85	48.22%
62303	Tree Planting	50,000.00	50,000.00	49,841.94	49,841.94	158.06	0.00	0.00%
62304	Public Art	50,000.00	50,000.00	21,611.31	21,611.31	0.00	28,388.69	56.78%
Total 300	Planning	225,325.00	225,325.00	171,478.53	171,478.53	4,896.57	48,949.90	21.72%
550	Public Library							
62305	Weaver Library Painting	50,000.00	50,000.00	43,574.85	43,574.85	97.11	6,328.04	12.66%
Total 550	Public Library	50,000.00	50,000.00	43,574.85	43,574.85	97.11	6,328.04	12.66%

**City of East Providence, RI**

Encumbrance Budget \*

31100 - Capital Fund

From 11/1/2020 Through 5/31/2024

\* This report may be affected by Account Level Security

Account Code	Account Title	YTD Budget - Original	YTD Budget - Revised	Current Period Actual	YTD Actual	YTD Enc	Budget Remaining	Percent Totz Budget Remaining
600	Director of Public Works							
61806	Road Repair/Maint per council	4,203,930.58	4,203,930.58	4,020,697.47	4,020,697.47	183,233.11	0.00	0.00%
Total 600		4,203,930.58	4,203,930.58	4,020,697.47	4,020,697.47	183,233.11	0.00	0.00%
610	Engineering							
62012	Taunton Ave Drainage Improve...	125,000.00	125,000.00	0.00	0.00	125,000.00	0.00	0.00%
62020	Pedestrian Signal Improvements	50,000.00	50,000.00	35,891.57	35,891.57	0.00	14,108.43	28.22%
62204	Two new computers - GIS & Su...	6,000.00	6,000.00	2,020.14	2,020.14	0.00	3,979.86	66.33%
62306	City Road Improvements	1,000,000.00	1,000,000.00	533,174.45	533,174.45	452,435.60	14,389.95	1.44%
Total 610	Engineering	1,181,000.00	1,181,000.00	571,086.16	571,086.16	577,435.60	32,478.24	2.75%
630	Highway							
62034	Sabin Point Boat Ramp	30,000.00	30,000.00	0.00	0.00	37,130.77	(7,130.77)	(23.77)%
62119	Sidewalks	1,000,000.00	1,000,000.00	750,600.91	750,600.91	249,399.09	0.00	0.00%
62226	3/4 ton pickup w/plow package	45,000.00	45,000.00	44,043.06	44,043.06	0.00	956.94	2.13%
62228	Top dresser PTO	15,000.00	15,000.00	14,999.25	14,999.25	0.00	0.75	0.01%
62229	Irrigation - Pierce field little lea...	40,000.00	40,000.00	9,160.24	9,160.24	0.00	30,839.76	77.10%
62231	Kent Heights Park improvements	200,000.00	200,000.00	40,108.37	40,108.37	159,891.63	0.00	0.00%
62232	Glenlyon Park improvements	150,000.00	150,000.00	29,715.38	29,715.38	89,694.40	30,590.22	20.39%
62234	Tree planting	25,000.00	25,000.00	25,000.00	25,000.00	1,000.00	(1,000.00)	(4.00)%
62239	KRob Skate Park Repairs/Impro...	0.00	25,000.00	18,672.48	18,672.48	0.00	6,327.52	25.31%
62240	Riverside Recreation Field Impr...	0.00	475,000.00	136,820.63	136,820.63	10,980.00	327,199.37	68.88%
62311	2 Bobcat Articulating Loader w/...	165,000.00	165,000.00	127,242.32	127,242.32	20,538.00	17,219.68	10.44%
62318	Kettle Point Ramp ADA	50,000.00	50,000.00	0.00	0.00	0.00	50,000.00	100.00%
62319	Traffic Calming	150,000.00	100,000.00	51,217.38	51,217.38	39,500.00	9,282.62	9.28%
62320	Glenlyon Field Lights	150,000.00	150,000.00	11,124.84	11,124.84	21,078.00	117,797.16	78.53%
62338	Lyle Bourne Playground	0.00	50,000.00	0.00	0.00	0.00	50,000.00	100.00%
62404	Bucket Truck	90,000.00	90,000.00	35,000.00	35,000.00	55,000.00	0.00	0.00%
62405	JetVac Truck	140,000.00	140,000.00	0.00	0.00	129,453.00	10,547.00	7.53%
62406	Roll Off Truck	130,000.00	130,000.00	0.00	0.00	124,766.00	5,234.00	4.03%
62407	Application Tanks	70,000.00	70,000.00	65,538.00	65,538.00	4,462.00	0.00	0.00%
62408	Equipment Trailer	25,000.00	25,000.00	2,116.99	2,116.99	0.00	22,883.01	91.53%
62409	Tree Planting	50,000.00	50,000.00	0.00	0.00	841.94	49,158.06	98.32%
Total 630	Highway	2,525,000.00	3,025,000.00	1,361,359.85	1,361,359.85	943,734.83	719,905.32	23.80%

**City of East Providence, RI**

Encumbrance Budget \*

31100 - Capital Fund

From 11/1/2020 Through 5/31/2024

\* This report may be affected by Account Level Security

Account Code	Account Title	YTD Budget - Original	YTD Budget - Revised	Current Period Actual	YTD Actual	YTD Enc	Budget Remaining	Percent Totz Budget Remaining
650	Refuse Disposal							
62307	Recycling Center Check-in Build...	10,000.00	10,000.00	0.00	0.00	0.00	10,000.00	100.00%
Total 650		10,000.00	10,000.00	0.00	0.00	0.00	10,000.00	100.00%
660	Public Buildings							
61916	Weaver House-Exterior Painting...	76,775.60	76,775.60	0.00	0.00	76,775.60	0.00	0.00%
61921	Electronic Access System at Cit...	80,000.00	80,000.00	80,668.67	80,668.67	0.00	(668.67)	(0.84)%
61926	Surveillance Cameras at Pierce,...	18,000.00	18,000.00	9,293.74	9,293.74	0.00	8,706.26	48.37%
62210	DPW garage-update heating co...	50,000.00	50,000.00	0.00	0.00	0.00	50,000.00	100.00%
62211	City Hall-new controls HVAC & ...	25,000.00	25,000.00	25,000.00	25,000.00	0.00	0.00	0.00%
62213	City Hall-install of fire proof car...	50,000.00	50,000.00	0.00	0.00	0.00	50,000.00	100.00%
62215	City Hall-new outside LED lighting	30,000.00	30,000.00	2,375.00	2,375.00	(2,375.00)	30,000.00	100.00%
62216	(4) Car & truck charging stations	25,000.00	25,000.00	0.00	0.00	0.00	25,000.00	100.00%
62321	Weaver House-Exterior Repairs	120,000.00	120,000.00	0.00	0.00	99,824.40	20,175.60	16.81%
62322	City Hall - HVAC Upgrades	70,000.00	70,000.00	15,942.79	15,942.79	54,057.21	0.00	0.00%
62323	Citywide Gutter Repairs	30,000.00	30,000.00	1,900.00	1,900.00	7,330.00	20,770.00	69.23%
62411	Plow Truck with Sander	90,000.00	90,000.00	79,938.80	79,938.80	0.00	10,061.20	11.18%
62412	Van for Custodians	35,000.00	35,000.00	17,000.00	17,000.00	0.00	18,000.00	51.43%
62413	Council Chamber Upgrades	65,000.00	65,000.00	0.00	0.00	0.00	65,000.00	100.00%
Total 660	Public Buildings	764,775.60	764,775.60	232,119.00	232,119.00	235,612.21	297,044.39	38.84%
670	Central Garage							
61906	Central Garage-Life & Fire Safe...	150,000.00	150,000.00	87,533.26	87,533.26	60,188.00	2,278.74	1.52%
62219	Fuel MGT system	75,000.00	75,000.00	0.00	0.00	0.00	75,000.00	100.00%
Total 670	Central Garage	225,000.00	225,000.00	87,533.26	87,533.26	60,188.00	77,278.74	34.35%
700	Police							
62220	Police sub station	175,000.00	175,000.00	0.00	0.00	0.00	175,000.00	100.00%
62327	Police Station Boiler Replacement	140,000.00	140,000.00	0.00	0.00	0.00	140,000.00	100.00%
Total 700	Police	315,000.00	315,000.00	0.00	0.00	0.00	315,000.00	100.00%
720	Animal Shelter							
62328	Animal Control HVAC/Water He...	85,000.00	85,000.00	2,014.75	2,014.75	1,936.11	81,049.14	95.35%

**City of East Providence, RI**

Encumbrance Budget \*

31100 - Capital Fund

From 11/1/2020 Through 5/31/2024

\* This report may be affected by Account Level Security

Account Code	Account Title	YTD Budget - Original	YTD Budget - Revised	Current Period Actual	YTD Actual	YTD Enc	Budget Remaining	Percent Totz Budget Remaining
Total 720	Animal Shelter	85,000.00	85,000.00	2,014.75	2,014.75	1,936.11	81,049.14	95.35%
750	Fire							
62016	Lease Payment for Fire Engine	247,966.00	839,020.43	629,266.29	629,266.29	0.00	209,754.14	25.00%
62222	Replacement of Engine 4 (foam...	200,000.00	200,000.00	0.00	0.00	0.00	200,000.00	100.00%
62329	Final Lease Payments for Ladde...	209,755.00	209,755.00	0.00	0.00	0.00	209,755.00	100.00%
62330	Replacement of Engine 4 - Foa...	200,000.00	200,000.00	0.00	0.00	0.00	200,000.00	100.00%
62331	Replacement of Engine 5	200,000.00	200,000.00	0.00	0.00	0.00	200,000.00	100.00%
62401	Ladder Truck Payment	209,775.00	209,775.00	0.00	0.00	0.00	209,775.00	100.00%
62402	Rescue 3	450,000.00	450,000.00	0.00	0.00	0.00	450,000.00	100.00%
Total 750	Fire	1,717,496.00	2,308,550.43	629,266.29	629,266.29	0.00	1,679,284.14	72.74%
800	Recreation							
62223	Landscaping and Lighting (Seni...	30,000.00	30,000.00	0.00	0.00	0.00	30,000.00	100.00%
62417	20 Passenger Mini Bus with Lift	70,000.00	70,000.00	70,000.00	70,000.00	0.00	0.00	0.00%
62418	Storage Unit	2,079.00	2,079.00	1,804.70	1,804.70	0.00	274.30	13.19%
Total 800	Recreation	102,079.00	102,079.00	71,804.70	71,804.70	0.00	30,274.30	29.66%
801	Pierce Stadium							
61604	Pierce Field Bathroom Upgrades	22,511.38	22,511.38	2,839.13	2,839.13	0.00	19,672.25	87.39%
62024	Pavilion with Gazebo	75,000.00	75,000.00	65,191.34	65,191.34	0.00	9,808.66	13.08%
62332	Bathroom at Pierce Field Conce...	75,000.00	75,000.00	0.00	0.00	59,700.00	15,300.00	20.40%
62334	Pierce Batting Cages	50,000.00	50,000.00	0.00	0.00	0.00	50,000.00	100.00%
Total 801	Pierce Stadium	222,511.38	222,511.38	68,030.47	68,030.47	59,700.00	94,780.91	42.60%
840	Parks							
62120	Park Upgrades	175,000.00	175,000.00	214,574.50	214,574.50	0.00	(39,574.50)	(22.61)%
Total 840	Parks	175,000.00	175,000.00	214,574.50	214,574.50	0.00	(39,574.50)	(22.61)%
850	Carousel							
62018	FY23 Crescent Park Concession...	100,000.00	100,000.00	0.00	0.00	0.00	100,000.00	100.00%
62025	Concession Building	150,000.00	150,000.00	8,649.50	8,649.50	118,972.50	22,378.00	14.92%
62117	Carousel Facilities Improvements	150,000.00	150,000.00	0.00	0.00	0.00	150,000.00	100.00%
62235	Carousel-upper window restora...	17,760.00	17,760.00	0.00	0.00	0.00	17,760.00	100.00%

**City of East Providence, RI**

Encumbrance Budget \*

31100 - Capital Fund

From 11/1/2020 Through 5/31/2024

\* This report may be affected by Account Level Security

Account Code	Account Title	YTD Budget - Original	YTD Budget - Revised	Current Period Actual	YTD Actual	YTD Enc	Budget Remaining	Percent Totz Budget Remaining
62236	Carousel-reinforce and restore	6,380.00	6,380.00	0.00	0.00	0.00	6,380.00	100.00%
62237	Carousel-building floors (sand ...	10,000.00	10,000.00	0.00	0.00	0.00	10,000.00	100.00%
62241	Enhancements to Crescent Park...	0.00	150,000.00	0.00	0.00	0.00	150,000.00	100.00%
62242	Crescent Park Concession Infra...	0.00	225,000.00	0.00	0.00	0.00	225,000.00	100.00%
62335	Stabilization Phase 2	150,000.00	150,000.00	0.00	0.00	0.00	150,000.00	100.00%
<b>Total 850</b>	<b>Carousel</b>	<b>584,140.00</b>	<b>959,140.00</b>	<b>8,649.50</b>	<b>8,649.50</b>	<b>118,972.50</b>	<b>831,518.00</b>	<b>86.69%</b>
950	School Dept							
62421	Myron J Francis Boiler	130,000.00	130,000.00	0.00	0.00	0.00	130,000.00	100.00%
62422	Gym Curtain	35,000.00	35,000.00	23,959.00	23,959.00	0.00	11,041.00	31.55%
62423	Orlo Playground Fence	52,000.00	52,000.00	0.00	0.00	0.00	52,000.00	100.00%
<b>Total 950</b>	<b>School Dept</b>	<b>217,000.00</b>	<b>217,000.00</b>	<b>23,959.00</b>	<b>23,959.00</b>	<b>0.00</b>	<b>193,041.00</b>	<b>88.96%</b>
	<b>Total 31100 - Capital Fund</b>	<b>12,943,257.56</b>	<b>14,409,311.99</b>	<b>13,953,491.90</b>	<b>13,953,491.90</b>	<b>2,242,102.73</b>	<b>(1,786,282.64)</b>	<b>(12.40)%</b>
<b>Report Total</b>		<b>12,943,257.56</b>	<b>14,409,311.99</b>	<b>13,953,491.90</b>	<b>13,953,491.90</b>	<b>2,242,102.73</b>	<b>(1,786,282.64)</b>	<b>0.00%</b>



**City of East Providence, RI**

Encumbrance Budget \*

11000 - General Fund

From 5/1/2024 Through 5/31/2024

\* This report may be affected by Account Level Security

Account Code	Account Title	FY 24 Budget	Current Period Actual	YTD Actual	YTD Enc	Remaining Balance	Percent Total Budget Remaining - Revised
100	City Council						
51110	Regular Salaries	18,500.00	711.51	9,463.08	0.00	9,036.92	48.84%
51116	Part Time / Temporary Pay	2,652.00	0.00	0.00	0.00	2,652.00	100.00%
51141	Stipends	0.00	161.55	2,148.61	0.00	(2,148.61)	(100.00)%
52301	FICA	1,735.00	54.13	719.93	0.00	1,015.07	58.50%
52302	Medicare	0.00	12.66	168.38	0.00	(168.38)	(100.00)%
53000	Purchased Professional Services	89,250.00	1,800.00	35,755.50	20,750.00	32,744.50	36.68%
53402	Legal Services	70,000.00	16,860.50	26,900.50	0.00	43,099.50	61.57%
53705	Postage	500.00	0.00	0.00	0.00	500.00	100.00%
54403	Telephone/Communications	0.00	114.48	710.24	0.00	(710.24)	(100.00)%
55001	Public Celebrations	3,200.00	0.00	0.00	0.00	3,200.00	100.00%
56100	General Office Expense	7,500.00	1,200.00	1,536.84	44.39	5,918.77	78.91%
Total 100	City Council	193,337.00	20,914.83	77,403.08	20,794.39	95,139.53	49.21%
125	Mayor						
51110	Regular Salaries	338,976.00	12,450.15	145,409.72	0.00	193,566.28	57.10%
51116	Part Time / Temporary Pay	0.00	0.00	3,980.50	0.00	(3,980.50)	(100.00)%
51133	Longevity	5,422.00	196.15	1,765.35	0.00	3,656.65	67.44%
51322	Severance Pay	0.00	0.00	6,531.00	0.00	(6,531.00)	(100.00)%
52101	Health Insurance	9,039.00	738.44	5,169.08	0.00	3,869.92	42.81%
52102	Life Insurance	2,273.00	0.00	757.80	0.00	1,515.20	66.66%
52103	Dental Insurance	315.00	25.94	181.58	0.00	133.42	42.35%
52110	Health Coshare	(1,356.00)	(102.24)	(731.02)	0.00	(624.98)	46.08%
52208	Mers Pension	76,078.00	2,793.56	32,510.88	0.00	43,567.12	57.26%
52218	TIAA	3,444.00	126.47	1,471.78	0.00	1,972.22	57.26%
52301	FICA	21,353.00	777.73	9,731.25	0.00	11,621.75	54.42%
52302	Medicare	4,994.00	181.89	2,275.87	0.00	2,718.13	54.42%
52902	Employee Assistance	83.00	0.00	0.00	0.00	83.00	100.00%
53705	Postage	3,498.00	595.11	2,007.43	0.00	1,490.57	42.61%
54403	Telephone/Communications	4,000.00	420.28	2,620.08	0.00	1,379.92	34.49%
55800	Training & Conferences	0.00	0.00	2,147.80	0.00	(2,147.80)	(100.00)%
56100	General Office Expense	12,000.00	3,296.23	8,037.24	297.45	3,665.31	30.54%
56101	Office Equipment	7,500.00	0.00	0.00	0.00	7,500.00	100.00%
56211	Gas, Oil & Lubricants	4,000.00	176.65	923.72	0.00	3,076.28	76.90%
57301	Repairs - Vehicles	1,000.00	198.50	270.00	0.00	730.00	73.00%
57311	Technology Software	350.00	0.00	0.00	0.00	350.00	100.00%

**City of East Providence, RI**

Encumbrance Budget \*

11000 - General Fund

From 5/1/2024 Through 5/31/2024

\* This report may be affected by Account Level Security

Account Code	Account Title	FY 24 Budget	Current Period Actual	YTD Actual	YTD Enc	Remaining Balance	Percent Total Budget Remaining - Revised
58102	Dues & Fees	3,068.00	227.00	2,102.41	227.00	738.59	24.07%
<b>Total 125</b>	Mayor	496,037.00	22,101.86	227,162.47	524.45	268,350.08	54.10%
<b>155</b>	Senior Services						
51110	Regular Salaries	145,366.00	5,639.25	75,140.57	0.00	70,225.43	48.30%
51116	Part Time / Temporary Pay	221,488.00	7,819.14	93,838.15	0.00	127,649.85	57.63%
51133	Longevity	1,030.00	0.00	0.00	0.00	1,030.00	100.00%
51201	Overtime	0.00	175.75	429.38	0.00	(429.38)	(100.00)%
52101	Health Insurance	42,293.00	3,622.50	24,284.69	0.00	18,008.31	42.57%
52102	Life Insurance	1,111.00	0.00	454.68	0.00	656.32	59.07%
52103	Dental Insurance	1,112.00	158.38	1,108.66	0.00	3.34	0.30%
52110	Health Coshare	(5,277.00)	(292.58)	(3,661.47)	0.00	(1,615.53)	30.61%
52208	Mers Pension	32,339.00	1,245.71	16,563.32	0.00	15,775.68	48.78%
52218	TIAA	1,464.00	56.39	749.78	0.00	714.22	48.78%
52301	FICA	9,077.00	820.03	10,157.05	0.00	(1,080.05)	(11.89)%
52302	Medicare	2,123.00	191.78	2,375.45	0.00	(252.45)	(11.89)%
52902	Employee Assistance	41.00	0.00	0.00	0.00	41.00	100.00%
53111	Instructors	21,620.00	2,400.00	7,755.00	1,840.00	12,025.00	55.61%
53300	Professional Development	775.00	0.00	0.00	0.00	775.00	100.00%
53705	Postage	324.00	34.96	156.33	0.00	167.67	51.75%
54310	Repairs - Building	1,213.00	0.00	983.00	0.00	230.00	18.96%
54402	Water	1,618.00	243.69	1,364.25	165.65	88.10	5.44%
54403	Telephone/Communications	9,504.00	825.06	5,781.73	0.00	3,722.27	39.16%
55000	Program Costs	5,500.00	348.59	5,689.60	38.51	(228.11)	(4.14)%
55800	Training & Conferences	695.00	0.00	1,036.03	0.00	(341.03)	(49.06)%
56100	General Office Expense	1,680.00	352.66	1,239.05	198.74	242.21	14.41%
56209	Heating Gas/Oil	10,175.00	540.84	6,685.86	0.00	3,489.14	34.29%
56211	Gas, Oil & Lubricants	3,500.00	391.78	2,248.35	0.00	1,251.65	35.76%
56215	Electricity	6,671.00	981.56	6,220.85	0.00	450.15	6.74%
57301	Repairs - Vehicles	4,000.00	54.39	376.24	0.00	3,623.76	90.59%
57305	Repair & Maintenance -Equipm...	2,200.00	0.00	2,324.62	420.00	(544.62)	(24.75)%
57311	Technology Software	3,795.00	0.00	0.00	0.00	3,795.00	100.00%
<b>Total 155</b>	Senior Services	525,437.00	25,609.88	263,301.17	2,662.90	259,472.93	49.38%
<b>170</b>	Information Technology						

**City of East Providence, RI**

Encumbrance Budget \*

11000 - General Fund

From 5/1/2024 Through 5/31/2024

\* This report may be affected by Account Level Security

Account Code	Account Title	FY 24 Budget	Current Period Actual	YTD Actual	YTD Enc	Remaining Balance	Percent Total Budget Remaining - Revised
51110	Regular Salaries	323,402.00	7,501.89	153,587.71	0.00	169,814.29	52.50%
51133	Longevity	20,660.00	0.00	0.00	0.00	20,660.00	100.00%
51201	Overtime	3,000.00	29.92	377.53	0.00	2,622.47	87.41%
51322	Severance Pay	0.00	0.00	13,052.55	0.00	(13,052.55)	(100.00)%
52101	Health Insurance	18,077.00	1,476.88	10,338.16	0.00	7,738.84	42.81%
52102	Life Insurance	1,819.00	0.00	871.47	0.00	947.53	52.09%
52103	Dental Insurance	631.00	51.88	363.16	0.00	267.84	42.44%
52110	Health Coshare	(3,615.00)	(102.24)	(1,359.79)	0.00	(2,255.21)	62.38%
52208	Mers Pension	76,003.00	1,657.17	33,927.57	0.00	42,075.43	55.36%
52218	TIAA	3,506.00	75.03	1,536.06	0.00	1,969.94	56.18%
52301	FICA	21,735.00	460.63	10,270.84	0.00	11,464.16	52.74%
52302	Medicare	5,083.00	107.73	2,402.09	0.00	2,680.91	52.74%
52401	Deferred Compensation	6,495.00	0.00	0.00	0.00	6,495.00	100.00%
52902	Employee Assistance	66.00	0.00	0.00	0.00	66.00	100.00%
53000	Purchased Professional Services	5,000.00	15,868.75	29,019.50	4,400.00	(28,419.50)	(568.39)%
54320	Supplies - Technology	19,000.00	0.00	0.00	(245.00)	19,245.00	101.28%
54403	Telephone/Communications	67,000.00	1,082.31	13,721.94	0.00	53,278.06	79.51%
55800	Training & Conferences	4,000.00	0.00	0.00	0.00	4,000.00	100.00%
56100	General Office Expense	4,100.00	0.00	167.68	0.00	3,932.32	95.91%
57309	Computer Hardware / Electrical	5,000.00	0.00	15,639.00	4,895.99	(15,534.99)	(310.69)%
57311	Technology Software	195,590.00	5,208.58	105,278.26	31,315.95	58,995.79	30.16%
58666	Covid-19	798.00	0.00	0.00	0.00	798.00	100.00%
Total 170	Information Technology	777,350.00	33,418.53	389,193.73	40,366.94	347,789.33	44.74%
200	City Clerk						
51110	Regular Salaries	434,201.00	16,602.10	221,155.66	0.00	213,045.34	49.06%
51116	Part Time / Temporary Pay	0.00	0.00	140.25	0.00	(140.25)	(100.00)%
51117	Court Pay	44,942.00	1,515.39	20,632.81	0.00	24,309.19	54.09%
51133	Longevity	22,242.00	0.00	0.00	0.00	22,242.00	100.00%
51201	Overtime	0.00	0.00	155.98	0.00	(155.98)	(100.00)%
52101	Health Insurance	93,625.00	7,649.07	53,543.49	0.00	40,081.51	42.81%
52102	Life Insurance	2,981.00	0.00	1,490.34	0.00	1,490.66	50.00%
52103	Dental Insurance	5,446.00	394.58	2,762.06	0.00	2,683.94	49.28%
52110	Health Coshare	(17,571.00)	(571.33)	(7,594.95)	0.00	(9,976.05)	56.77%
52208	Mers Pension	103,433.00	3,667.42	48,768.84	0.00	54,664.16	52.84%
52218	TIAA	4,608.00	166.02	2,207.71	0.00	2,400.29	52.08%

**City of East Providence, RI**

Encumbrance Budget \*

11000 - General Fund

From 5/1/2024 Through 5/31/2024

\* This report may be affected by Account Level Security

Account Code	Account Title	FY 24 Budget	Current Period Actual	YTD Actual	YTD Enc	Remaining Balance	Percent Total Budget Remaining - Revised
52301	FICA	28,568.00	1,097.88	14,665.28	0.00	13,902.72	48.66%
52302	Medicare	6,682.00	256.76	3,429.77	0.00	3,252.23	48.67%
52401	Deferred Compensation	4,330.00	0.00	0.00	0.00	4,330.00	100.00%
52902	Employee Assistance	116.00	0.00	0.00	0.00	116.00	100.00%
52910	Employee Education/Training	3,000.00	0.00	0.00	0.00	3,000.00	100.00%
53000	Purchased Professional Services	12,325.00	0.00	12,165.23	2,155.20	(1,995.43)	(16.19)%
53300	Professional Development	1,500.00	1,205.00	1,325.00	0.00	175.00	11.66%
53705	Postage	3,500.00	180.36	1,677.14	0.00	1,822.86	52.08%
54403	Telephone/Communications	126.00	116.50	815.50	0.00	(689.50)	(547.22)%
55400	Advertising, Printing	30,000.00	1,675.19	16,879.61	9,195.63	3,924.76	13.08%
55800	Training & Conferences	500.00	0.00	0.00	0.00	500.00	100.00%
56100	General Office Expense	9,125.00	968.85	4,099.93	525.38	4,499.69	49.31%
57305	Repair & Maintenance -Equipm...	900.00	0.00	335.82	361.22	202.96	22.55%
57311	Technology Software	14,612.00	0.00	8,485.00	0.00	6,127.00	41.93%
58102	Dues & Fees	800.00	0.00	0.00	50.00	750.00	93.75%
<b>Total 200</b>	<b>City Clerk</b>	<b>809,991.00</b>	<b>34,923.79</b>	<b>407,140.47</b>	<b>12,287.43</b>	<b>390,563.10</b>	<b>48.22%</b>
<b>260</b>	<b>Finance</b>						
51110	Regular Salaries	494,554.00	18,078.58	239,545.28	0.00	255,008.72	51.56%
51133	Longevity	16,507.00	0.00	0.00	0.00	16,507.00	100.00%
51141	Stipends	0.00	250.00	3,325.00	0.00	(3,325.00)	(100.00)%
51201	Overtime	0.00	0.00	6,968.99	0.00	(6,968.99)	(100.00)%
51322	Severance Pay	0.00	0.00	2,558.49	0.00	(2,558.49)	(100.00)%
52101	Health Insurance	75,548.00	7,983.44	54,072.83	0.00	21,475.17	28.42%
52102	Life Insurance	2,627.00	0.00	1,528.23	0.00	1,098.77	41.82%
52103	Dental Insurance	4,167.00	370.01	2,740.23	0.00	1,426.77	34.23%
52110	Health Coshare	(15,492.00)	(577.45)	(6,990.40)	0.00	(8,501.60)	54.87%
52208	Mers Pension	112,893.00	4,230.08	53,124.03	0.00	59,768.97	52.94%
52218	TIAA	5,195.00	191.50	2,404.94	0.00	2,790.06	53.70%
52301	FICA	32,206.00	1,093.42	15,143.70	0.00	17,062.30	52.97%
52302	Medicare	7,532.00	255.72	3,541.67	0.00	3,990.33	52.97%
52401	Deferred Compensation	8,392.00	0.00	0.00	0.00	8,392.00	100.00%
52902	Employee Assistance	99.00	0.00	0.00	0.00	99.00	100.00%
53000	Purchased Professional Services	20,500.00	0.00	0.00	0.00	20,500.00	100.00%
53705	Postage	8,000.00	753.85	4,895.53	0.00	3,104.47	38.80%
54403	Telephone/Communications	2,200.00	172.05	1,300.27	0.00	899.73	40.89%

**City of East Providence, RI**

Encumbrance Budget \*

11000 - General Fund

From 5/1/2024 Through 5/31/2024

\* This report may be affected by Account Level Security

Account Code	Account Title	FY 24 Budget	Current Period Actual	YTD Actual	YTD Enc	Remaining Balance	Percent Total Budget Remaining - Revised
55800	Training & Conferences	1,500.00	0.00	0.00	0.00	1,500.00	100.00%
56100	General Office Expense	3,500.00	101.25	671.97	1,745.29	1,082.74	30.93%
57305	Repair & Maintenance -Equipm...	500.00	0.00	0.00	0.00	500.00	100.00%
57311	Technology Software	80,148.00	0.00	0.00	0.00	80,148.00	100.00%
58102	Dues & Fees	3,550.00	0.00	0.00	0.00	3,550.00	100.00%
<b>Total 260</b>	<b>Finance</b>	<b>864,126.00</b>	<b>32,902.45</b>	<b>384,830.76</b>	<b>1,745.29</b>	<b>477,549.95</b>	<b>55.26%</b>
270	Treasury						
51110	Regular Salaries	273,724.00	8,228.58	108,124.80	0.00	165,599.20	60.49%
51133	Longevity	12,319.00	0.00	0.00	0.00	12,319.00	100.00%
51201	Overtime	1,000.00	0.00	0.00	0.00	1,000.00	100.00%
52101	Health Insurance	62,416.00	2,549.69	17,847.83	0.00	44,568.17	71.40%
52102	Life Insurance	2,071.00	0.00	1,035.66	0.00	1,035.34	49.99%
52103	Dental Insurance	3,520.00	158.38	1,108.66	0.00	2,411.34	68.50%
52110	Health Coshare	(10,017.00)	(117.68)	(1,243.36)	0.00	(8,773.64)	87.58%
52208	Mers Pension	63,187.00	1,817.70	23,884.82	0.00	39,302.18	62.19%
52218	TIAA	2,882.00	88.98	1,167.62	0.00	1,714.38	59.48%
52301	FICA	17,869.00	498.11	6,533.61	0.00	11,335.39	63.43%
52302	Medicare	4,179.00	116.49	1,528.00	0.00	2,651.00	63.43%
52401	Deferred Compensation	2,165.00	0.00	0.00	0.00	2,165.00	100.00%
52902	Employee Assistance	83.00	0.00	0.00	0.00	83.00	100.00%
53000	Purchased Professional Services	22,000.00	15.00	107,436.19	5,612.71	(91,048.90)	(413.85)%
53705	Postage	32,000.00	410.47	2,242.27	146.66	29,611.07	92.53%
54403	Telephone/Communications	0.00	142.50	997.50	0.00	(997.50)	(100.00)%
55400	Advertising, Printing	14,000.00	0.00	586.55	(1,025.97)	14,439.42	103.13%
56100	General Office Expense	7,000.00	321.30	1,944.07	0.00	5,055.93	72.22%
56101	Office Equipment	5,000.00	0.00	0.00	0.00	5,000.00	100.00%
57305	Repair & Maintenance -Equipm...	2,000.00	0.00	0.00	0.00	2,000.00	100.00%
57311	Technology Software	8,000.00	0.00	450.00	0.00	7,550.00	94.37%
58102	Dues & Fees	300.00	36.00	66.00	0.00	234.00	78.00%
<b>Total 270</b>	<b>Treasury</b>	<b>525,698.00</b>	<b>14,265.52</b>	<b>273,710.22</b>	<b>4,733.40</b>	<b>247,254.38</b>	<b>47.03%</b>
290	Assessment						
51110	Regular Salaries	325,147.00	10,628.36	140,799.41	0.00	184,347.59	56.69%
51133	Longevity	18,183.00	0.00	0.00	0.00	18,183.00	100.00%

**City of East Providence, RI**

Encumbrance Budget \*

11000 - General Fund

From 5/1/2024 Through 5/31/2024

\* This report may be affected by Account Level Security

Account Code	Account Title	FY 24 Budget	Current Period Actual	YTD Actual	YTD Enc	Remaining Balance	Percent Total Budget Remaining - Revised
52101	Health Insurance	75,548.00	5,099.38	35,695.66	0.00	39,852.34	52.75%
52102	Life Insurance	2,071.00	0.00	1,035.66	0.00	1,035.34	49.99%
52103	Dental Insurance	4,167.00	289.45	2,026.15	0.00	2,140.85	51.37%
52110	Health Coshare	(13,095.00)	(343.70)	(4,571.21)	0.00	(8,523.79)	65.09%
52208	Mers Pension	75,841.00	2,743.87	36,369.55	0.00	39,471.45	52.04%
52218	TIAA	3,455.00	108.62	1,437.75	0.00	2,017.25	58.38%
52301	FICA	21,421.00	746.65	9,895.66	0.00	11,525.34	53.80%
52302	Medicare	5,010.00	174.62	2,314.31	0.00	2,695.69	53.80%
52401	Deferred Compensation	2,165.00	0.00	0.00	0.00	2,165.00	100.00%
52902	Employee Assistance	83.00	0.00	0.00	0.00	83.00	100.00%
52910	Employee Education/Training	3,000.00	0.00	0.00	0.00	3,000.00	100.00%
53000	Purchased Professional Services	601,000.00	18,646.68	66,330.22	513,357.92	21,311.86	3.54%
53705	Postage	1,000.00	64.00	935.60	476.00	(411.60)	(41.16)%
54403	Telephone/Communications	650.00	106.23	784.84	0.00	(134.84)	(20.74)%
55400	Advertising, Printing	1,700.00	0.00	730.00	0.00	970.00	57.05%
55800	Training & Conferences	300.00	0.00	0.00	0.00	300.00	100.00%
56100	General Office Expense	600.00	69.35	382.48	0.00	217.52	36.25%
56101	Office Equipment	1,000.00	0.00	0.00	0.00	1,000.00	100.00%
57305	Repair & Maintenance -Equipm...	400.00	0.00	0.00	0.00	400.00	100.00%
57311	Technology Software	21,600.00	0.00	0.00	0.00	21,600.00	100.00%
58102	Dues & Fees	260.00	35.00	105.00	0.00	155.00	59.61%
Total 290	Assessment	1,151,506.00	38,368.51	294,271.08	513,833.92	343,401.00	29.82%
300	Planning						
51110	Regular Salaries	535,311.00	20,615.68	257,413.71	0.00	277,897.29	51.91%
51116	Part Time / Temporary Pay	0.00	0.00	202.68	0.00	(202.68)	(100.00)%
51133	Longevity	27,720.00	0.00	0.00	0.00	27,720.00	100.00%
52101	Health Insurance	106,756.00	8,721.88	61,053.16	0.00	45,702.84	42.81%
52102	Life Insurance	2,905.00	0.00	1,397.72	0.00	1,507.28	51.88%
52103	Dental Insurance	4,483.00	131.07	2,342.91	0.00	2,140.09	47.73%
52110	Health Coshare	(21,347.00)	(846.88)	(9,971.99)	0.00	(11,375.01)	53.28%
52208	Mers Pension	124,374.00	4,554.01	56,562.23	0.00	67,811.77	54.52%
52218	TIAA	4,646.00	175.10	2,147.61	0.00	2,498.39	53.77%
52301	FICA	35,445.00	1,219.70	15,217.25	0.00	20,227.75	57.06%
52302	Medicare	8,290.00	285.25	3,558.86	0.00	4,731.14	57.07%
52401	Deferred Compensation	8,660.00	0.00	0.00	0.00	8,660.00	100.00%

**City of East Providence, RI**

Encumbrance Budget \*

11000 - General Fund

From 5/1/2024 Through 5/31/2024

\* This report may be affected by Account Level Security

Account Code	Account Title	FY 24 Budget	Current Period Actual	YTD Actual	YTD Enc	Remaining Balance	Percent Total Budget Remaining - Revised
52902	Employee Assistance	107.00	0.00	0.00	0.00	107.00	100.00%
53000	Purchased Professional Services	19,000.00	3,379.81	8,899.01	1,792.50	8,308.49	43.72%
53705	Postage	1,500.00	160.94	1,291.85	0.00	208.15	13.87%
54403	Telephone/Communications	0.00	145.23	1,428.39	0.00	(1,428.39)	(100.00)%
55400	Advertising, Printing	14,500.00	1,601.00	12,655.50	3,860.91	(2,016.41)	(13.90)%
55401	Advertising - Subdivision	3,000.00	0.00	774.50	0.00	2,225.50	74.18%
55800	Training & Conferences	4,750.00	0.00	489.58	646.58	3,613.84	76.08%
56100	General Office Expense	1,800.00	0.00	2,647.45	99.49	(946.94)	(52.60)%
56101	Office Equipment	4,300.00	594.39	1,608.44	0.00	2,691.56	62.59%
57305	Repair & Maintenance -Equipm...	1,250.00	0.00	0.00	0.00	1,250.00	100.00%
57311	Technology Software	9,000.00	0.00	10,572.87	0.00	(1,572.87)	(17.47)%
58102	Dues & Fees	3,000.00	0.00	884.00	0.00	2,116.00	70.53%
<b>Total 300</b>	<b>Planning</b>	<b>899,450.00</b>	<b>40,737.18</b>	<b>431,175.73</b>	<b>6,399.48</b>	<b>461,874.79</b>	<b>51.35%</b>
<b>350</b>	<b>Law</b>						
51110	Regular Salaries	122,168.00	4,698.79	62,474.56	0.00	59,693.44	48.86%
51133	Longevity	9,751.00	0.00	0.00	0.00	9,751.00	100.00%
52101	Health Insurance	0.00	738.44	2,215.32	0.00	(2,215.32)	(100.00)%
52102	Life Insurance	909.00	0.00	454.68	0.00	454.32	49.98%
52103	Dental Insurance	315.00	25.94	181.58	0.00	133.42	42.35%
52110	Health Coshare	0.00	(51.12)	(613.44)	0.00	613.44	(100.00)%
52208	Mers Pension	29,141.00	1,037.96	13,800.60	0.00	15,340.40	52.64%
52218	TIAA	1,362.00	20.89	277.75	0.00	1,084.25	79.60%
52301	FICA	8,447.00	288.16	3,835.44	0.00	4,611.56	54.59%
52302	Medicare	1,976.00	67.39	896.97	0.00	1,079.03	54.60%
52401	Deferred Compensation	4,330.00	0.00	0.00	0.00	4,330.00	100.00%
52902	Employee Assistance	33.00	0.00	0.00	0.00	33.00	100.00%
53000	Purchased Professional Services	239,820.00	23,989.00	110,253.10	(21,489.00)	151,055.90	62.98%
53705	Postage	500.00	44.31	139.17	0.00	360.83	72.16%
54403	Telephone/Communications	126.00	92.73	690.34	0.00	(564.34)	(447.88)%
55800	Training & Conferences	1,000.00	1,127.67	1,127.67	0.00	(127.67)	(12.76)%
56100	General Office Expense	2,700.00	0.00	147.90	0.00	2,552.10	94.52%
56101	Office Equipment	500.00	0.00	0.00	0.00	500.00	100.00%
56219	Supplies - Cleaning	300.00	0.00	0.00	0.00	300.00	100.00%
56400	Books	2,000.00	0.00	1,863.70	0.00	136.30	6.81%
57305	Repair & Maintenance -Equipm...	1,000.00	0.00	0.00	0.00	1,000.00	100.00%

**City of East Providence, RI**

Encumbrance Budget \*

11000 - General Fund

From 5/1/2024 Through 5/31/2024

\* This report may be affected by Account Level Security

Account Code	Account Title	FY 24 Budget	Current Period Actual	YTD Actual	YTD Enc	Remaining Balance	Percent Total Budget Remaining - Revised
58102	Dues & Fees	400.00	67.64	498.25	77.14	(175.39)	(43.84)%
<b>Total 350</b>	<b>Law</b>	<b>426,778.00</b>	<b>32,147.80</b>	<b>198,243.59</b>	<b>(21,411.86)</b>	<b>249,946.27</b>	<b>58.57%</b>
<b>400</b>	<b>Human Resources</b>						
51110	Regular Salaries	365,216.00	14,058.25	186,869.96	0.00	178,346.04	48.83%
51116	Part Time / Temporary Pay	0.00	136.00	768.00	0.00	(768.00)	(100.00)%
51133	Longevity	13,427.00	0.00	0.00	0.00	13,427.00	100.00%
51201	Overtime	0.00	238.06	1,963.97	0.00	(1,963.97)	(100.00)%
52101	Health Insurance	62,416.00	4,360.94	30,526.58	0.00	31,889.42	51.09%
52102	Life Insurance	2,223.00	0.00	1,111.44	0.00	1,111.56	50.00%
52103	Dental Insurance	3,204.00	263.51	1,818.63	0.00	1,385.37	43.23%
52110	Health Coshare	(13,547.00)	(301.90)	(4,015.27)	0.00	(9,531.73)	70.36%
52208	Mers Pension	83,642.00	3,105.47	41,113.96	0.00	42,528.04	50.84%
52218	TIAA	3,830.00	159.55	2,113.43	0.00	1,716.57	44.81%
52301	FICA	23,744.00	868.93	11,415.19	0.00	12,328.81	51.92%
52302	Medicare	5,553.00	203.22	2,669.69	0.00	2,883.31	51.92%
52401	Deferred Compensation	4,330.00	0.00	0.00	0.00	4,330.00	100.00%
52902	Employee Assistance	83.00	0.00	0.00	0.00	83.00	100.00%
53000	Purchased Professional Services	15,000.00	139.60	17,136.21	473.73	(2,609.94)	(17.39)%
53103	Medicaid Penalty	7,500.00	818.10	2,226.40	813.10	4,460.50	59.47%
53300	Professional Development	5,000.00	0.00	522.90	0.00	4,477.10	89.54%
53501	Adp Fees	157,794.00	13,158.98	97,411.95	0.00	60,382.05	38.26%
53705	Postage	2,000.00	52.27	712.31	0.00	1,287.69	64.38%
54403	Telephone/Communications	1,020.00	205.41	1,384.04	0.00	(364.04)	(35.69)%
54501	Unemployment Insurance	40,000.00	3,557.00	12,672.57	(3,147.43)	30,474.86	76.18%
55501	Printing - Forms	250.00	0.00	0.00	0.00	250.00	100.00%
55600	Tuition Reimbursement	20,000.00	0.00	0.00	0.00	20,000.00	100.00%
55800	Training & Conferences	2,500.00	0.00	0.00	0.00	2,500.00	100.00%
55815	Training/Recruitment	1,000.00	0.00	0.00	0.00	1,000.00	100.00%
56100	General Office Expense	4,000.00	597.37	2,661.79	37.72	1,300.49	32.51%
56101	Office Equipment	700.00	0.00	0.00	0.00	700.00	100.00%
57305	Repair & Maintenance -Equipm...	500.00	0.00	0.00	0.00	500.00	100.00%
58102	Dues & Fees	687.00	0.00	1,357.50	0.00	(670.50)	(97.59)%
<b>Total 400</b>	<b>Human Resources</b>	<b>812,072.00</b>	<b>41,620.76</b>	<b>412,441.25</b>	<b>(1,822.88)</b>	<b>401,453.63</b>	<b>49.44%</b>



**City of East Providence, RI**

Encumbrance Budget \*

11000 - General Fund

From 5/1/2024 Through 5/31/2024

\* This report may be affected by Account Level Security

Account Code	Account Title	FY 24 Budget	Current Period Actual	YTD Actual	YTD Enc	Remaining Balance	Percent Total Budget Remaining - Revised
410	Affirmative Action/Human Services						
51110	Regular Salaries	92,974.00	3,754.77	49,922.98	0.00	43,051.02	46.30%
51133	Longevity	7,438.00	0.00	0.00	0.00	7,438.00	100.00%
52101	Health Insurance	22,170.00	1,811.25	12,678.75	0.00	9,491.25	42.81%
52102	Life Insurance	455.00	0.00	227.34	0.00	227.66	50.03%
52103	Dental Insurance	963.00	79.19	554.33	0.00	408.67	42.43%
52110	Health Coshare	(4,433.00)	(167.19)	(2,223.63)	0.00	(2,209.37)	49.83%
52208	Mers Pension	22,181.00	829.43	11,028.00	0.00	11,153.00	50.28%
52218	TIAA	1,026.00	37.55	499.26	0.00	526.74	51.33%
52301	FICA	6,360.00	214.80	2,861.40	0.00	3,498.60	55.00%
52302	Medicare	1,487.00	50.24	669.25	0.00	817.75	54.99%
52401	Deferred Compensation	2,165.00	0.00	0.00	0.00	2,165.00	100.00%
52902	Employee Assistance	17.00	0.00	0.00	0.00	17.00	100.00%
54403	Telephone/Communications	980.00	120.05	936.27	0.00	43.73	4.46%
55001	Public Celebrations	5,000.00	0.00	0.00	0.00	5,000.00	100.00%
55800	Training & Conferences	3,000.00	0.00	0.00	0.00	3,000.00	100.00%
56100	General Office Expense	1,300.00	10.68	2,878.81	1,226.25	(2,805.06)	(215.77)%
56101	Office Equipment	1,000.00	0.00	0.00	0.00	1,000.00	100.00%
57309	Computer Hardware / Electrical	200.00	0.00	0.00	0.00	200.00	100.00%
58102	Dues & Fees	0.00	0.00	80.00	80.00	(160.00)	(100.00)%
Total 410	Affirmative Action/Human Services	164,283.00	6,740.77	80,112.76	1,306.25	82,863.99	50.44%
450	Canvassing Authority						
51110	Regular Salaries	153,167.00	5,538.42	64,164.89	0.00	89,002.11	58.10%
51120	Boards & Commissions	3,000.00	115.38	1,534.55	0.00	1,465.45	48.84%
51133	Longevity	8,441.00	0.00	0.00	0.00	8,441.00	100.00%
51201	Overtime	7,000.00	0.00	3,381.47	0.00	3,618.53	51.69%
51322	Severance Pay	0.00	0.00	2,484.15	0.00	(2,484.15)	(100.00)%
52101	Health Insurance	31,208.00	738.44	5,169.08	0.00	26,038.92	83.43%
52102	Life Insurance	1,263.00	0.00	530.46	0.00	732.54	58.00%
52103	Dental Insurance	2,889.00	157.01	942.06	0.00	1,946.94	67.39%
52110	Health Coshare	(7,758.00)	(51.12)	(679.90)	0.00	(7,078.10)	91.23%
52208	Mers Pension	35,699.00	1,223.44	14,174.05	0.00	21,524.95	60.29%
52218	TIAA	1,638.00	61.37	721.25	0.00	916.75	55.96%
52301	FICA	10,154.00	347.37	4,863.26	0.00	5,290.74	52.10%
52302	Medicare	2,375.00	81.24	1,137.37	0.00	1,237.63	52.11%

**City of East Providence, RI**

Encumbrance Budget \*

11000 - General Fund

From 5/1/2024 Through 5/31/2024

\* This report may be affected by Account Level Security

Account Code	Account Title	FY 24 Budget	Current Period Actual	YTD Actual	YTD Enc	Remaining Balance	Percent Total Budget Remaining - Revised
52401	Deferred Compensation	2,165.00	0.00	0.00	0.00	2,165.00	100.00%
52902	Employee Assistance	50.00	0.00	0.00	0.00	50.00	100.00%
53000	Purchased Professional Services	45,000.00	0.00	20,834.00	0.00	24,166.00	53.70%
53705	Postage	7,000.00	778.96	4,174.71	0.00	2,825.29	40.36%
54403	Telephone/Communications	252.00	51.50	360.50	0.00	(108.50)	(43.05)%
54600	Rentals	2,100.00	582.00	582.00	0.00	1,518.00	72.28%
55400	Advertising, Printing	4,500.00	625.00	1,804.14	1,183.24	1,512.62	33.61%
56100	General Office Expense	3,000.00	0.00	575.20	0.00	2,424.80	80.82%
57305	Repair & Maintenance -Equipm...	450.00	0.00	12.65	0.00	437.35	97.18%
Total 450	Canvassing Authority	313,593.00	10,249.01	126,765.89	1,183.24	185,643.87	59.20%
550	Public Library	1,345,683.00	48,713.31	599,136.24	0.00	746,546.76	55.47%
51110	Regular Salaries	140,320.00	5,216.00	65,464.75	0.00	74,855.25	53.34%
51116	Part Time / Temporary Pay	74,841.00	0.00	0.00	0.00	74,841.00	100.00%
51133	Longevity	20,000.00	1,095.94	15,192.26	0.00	4,807.74	24.03%
51201	Overtime	0.00	0.00	1,432.64	0.00	(1,432.64)	(100.00)%
51322	Severance Pay	307,989.00	25,162.53	174,660.83	0.00	133,328.17	43.28%
52101	Health Insurance	9,851.00	0.00	4,391.03	0.00	5,459.97	55.42%
52102	Life Insurance	13,099.00	1,049.93	6,373.29	0.00	6,725.71	51.34%
52103	Dental Insurance	(55,936.00)	(1,396.25)	(17,375.52)	0.00	(38,560.48)	68.93%
52110	Health Coshare	400.00	0.00	0.00	0.00	400.00	100.00%
52112	Clothing Allowance	313,794.00	10,760.75	131,345.01	0.00	182,448.99	58.14%
52208	Mers Pension	14,404.00	526.01	6,371.58	0.00	8,032.42	55.76%
52218	TIAA	89,305.00	3,307.21	40,678.24	0.00	48,626.76	54.45%
52301	FICA	20,886.00	773.46	9,513.45	0.00	11,372.55	54.45%
52302	Medicare	19,485.00	0.00	0.00	0.00	19,485.00	100.00%
52401	Deferred Compensation	380.00	0.00	0.00	0.00	380.00	100.00%
52902	Employee Assistance	30,000.00	2,455.00	11,134.52	(600.00)	19,465.48	64.88%
53000	Purchased Professional Services	98,080.00	0.00	43,944.00	0.00	54,136.00	55.19%
53100	Ocean State Libraries	663.00	15.52	255.33	0.00	407.67	61.48%
53705	Postage	30,000.00	3,407.99	36,738.80	(10,085.50)	3,346.70	11.15%
54300	Repairs & Maintenance	7,750.00	611.04	3,717.50	13.37	4,019.13	51.85%
54321	Maintenance - Signal System	5,000.00	800.38	3,167.26	0.00	1,832.74	36.65%
54402	Water	6,000.00	521.36	12,730.76	0.00	(6,730.76)	(112.17)%
54403	Telephone/Communications	6,500.00	1,299.38	3,951.18	(1,051.57)	3,600.39	55.39%
55400	Advertising, Printing						

**City of East Providence, RI**

Encumbrance Budget \*

11000 - General Fund

From 5/1/2024 Through 5/31/2024

\* This report may be affected by Account Level Security

Account Code	Account Title	FY 24 Budget	Current Period Actual	YTD Actual	YTD Enc	Remaining Balance	Percent Total Budget Remaining - Revised
55800	Training & Conferences	1,200.00	467.79	976.14	0.00	223.86	18.65%
56000	Library Materials	150,000.00	3,774.42	67,587.25	2,288.93	80,123.82	53.41%
56100	General Office Expense	8,500.00	920.24	5,719.71	(156.84)	2,937.13	34.55%
56209	Heating Gas/Oil	20,500.00	1,220.49	13,919.67	0.00	6,580.33	32.09%
56215	Electricity	40,000.00	3,785.27	25,050.26	0.00	14,949.74	37.37%
56219	Supplies - Cleaning	4,500.00	0.00	2,731.11	224.42	1,544.47	34.32%
57311	Technology Software	15,000.00	1,126.09	9,428.13	445.45	5,126.42	34.17%
58102	Dues & Fees	900.00	35.00	830.00	0.00	70.00	7.77%
58311	Bond Principal Pmt	75,000.00	0.00	0.00	0.00	75,000.00	100.00%
58322	Bond Interest	3,750.00	0.00	0.00	0.00	3,750.00	100.00%
Total 550	Public Library	2,817,844.00	115,648.86	1,279,065.42	(8,921.74)	1,547,700.32	54.93%
600	Director of Public Works						
51110	Regular Salaries	152,544.00	5,867.28	78,010.67	0.00	74,533.33	48.86%
51116	Part Time / Temporary Pay	15,000.00	399.00	1,298.30	0.00	13,701.70	91.34%
51133	Longevity	3,919.00	0.00	0.00	0.00	3,919.00	100.00%
51201	Overtime	0.00	0.00	1,132.13	0.00	(1,132.13)	(100.00)%
52101	Health Insurance	35,472.00	2,898.00	20,286.00	0.00	15,186.00	42.81%
52102	Life Insurance	727.00	0.00	363.72	0.00	363.28	49.96%
52103	Dental Insurance	1,541.00	126.70	886.90	0.00	654.10	42.44%
52110	Health Coshare	(7,980.00)	(334.38)	(4,447.25)	0.00	(3,532.75)	44.27%
52208	Mers Pension	34,563.00	1,296.08	17,232.53	0.00	17,330.47	50.14%
52218	TIAA	1,582.00	69.14	919.28	0.00	662.72	41.89%
52301	FICA	9,808.00	363.01	4,648.19	0.00	5,159.81	52.60%
52302	Medicare	2,294.00	84.90	1,087.06	0.00	1,206.94	52.61%
52401	Deferred Compensation	1,732.00	0.00	0.00	0.00	1,732.00	100.00%
52902	Employee Assistance	26.00	0.00	0.00	0.00	26.00	100.00%
53705	Postage	75.00	3.20	11.72	0.00	63.28	84.37%
54403	Telephone/Communications	7,100.00	546.74	4,010.07	0.00	3,089.93	43.52%
55800	Training & Conferences	750.00	0.00	2,052.36	0.00	(1,302.36)	(173.64)%
56100	General Office Expense	500.00	0.00	629.94	0.00	(129.94)	(25.98)%
57311	Technology Software	750.00	0.00	0.00	0.00	750.00	100.00%
58102	Dues & Fees	1,750.00	0.00	639.00	215.00	896.00	51.20%
Total 600	Director of Public Works	262,153.00	11,319.67	128,760.62	215.00	133,177.38	50.80%

**City of East Providence, RI**

Encumbrance Budget \*

11000 - General Fund

From 5/1/2024 Through 5/31/2024

\* This report may be affected by Account Level Security

Account Code	Account Title	FY 24 Budget	Current Period Actual	YTD Actual	YTD Enc	Remaining Balance	Percent Total Budget Remaining - Revised
605	Building Inspection						
51110	Regular Salaries	575,635.00	24,249.63	308,191.21	0.00	267,443.79	46.46%
51116	Part Time / Temporary Pay	0.00	0.00	36.00	0.00	(36.00)	(100.00)%
51133	Longevity	35,025.00	0.00	0.00	0.00	35,025.00	100.00%
51141	Stipends	0.00	30.00	399.00	0.00	(399.00)	(100.00)%
51201	Overtime	5,000.00	0.00	0.00	0.00	5,000.00	100.00%
52101	Health Insurance	155,188.00	7,983.44	55,145.64	0.00	100,042.36	64.46%
52102	Life Insurance	3,486.00	0.00	1,742.94	0.00	1,743.06	50.00%
52103	Dental Insurance	7,704.00	580.27	4,061.89	0.00	3,642.11	47.27%
52110	Health Coshare	(27,298.00)	(1,021.79)	(13,589.81)	0.00	(13,708.19)	50.21%
52112	Clothing Allowance	400.00	0.00	365.00	0.00	35.00	8.75%
52208	Mers Pension	134,895.00	4,960.69	62,811.44	0.00	72,083.56	53.43%
52218	TIAA	5,501.00	244.38	3,106.81	0.00	2,394.19	43.52%
52301	FICA	38,423.00	1,311.41	16,583.88	0.00	21,839.12	56.83%
52302	Medicare	8,986.00	306.70	3,878.48	0.00	5,107.52	56.83%
52401	Deferred Compensation	8,660.00	0.00	0.00	0.00	8,660.00	100.00%
52902	Employee Assistance	132.00	0.00	0.00	0.00	132.00	100.00%
53000	Purchased Professional Services	50,000.00	310.00	10,636.42	(555.00)	39,918.58	79.83%
53705	Postage	14,000.00	1,133.22	4,008.31	0.00	9,991.69	71.36%
54403	Telephone/Communications	5,952.00	559.68	4,382.21	0.00	1,569.79	26.37%
55400	Advertising, Printing	4,500.00	615.00	2,878.90	(615.00)	2,236.10	49.69%
55800	Training & Conferences	2,000.00	0.00	0.00	0.00	2,000.00	100.00%
56100	General Office Expense	2,000.00	253.38	3,553.48	0.00	(1,553.48)	(77.67)%
56211	Gas, Oil & Lubricants	1,635.00	402.44	1,876.37	0.00	(241.37)	(14.76)%
57301	Repairs - Vehicles	2,000.00	0.00	1,854.94	0.00	145.06	7.25%
57305	Repair & Maintenance -Equipm...	1,000.00	0.00	0.00	0.00	1,000.00	100.00%
57311	Technology Software	33,500.00	0.00	0.00	0.00	33,500.00	100.00%
58102	Dues & Fees	2,500.00	0.00	1,902.00	0.00	598.00	23.92%
Total 605	Building Inspection	1,070,824.00	41,918.45	473,825.11	(1,170.00)	598,168.89	55.86%
610	Engineering						
51110	Regular Salaries	379,007.00	12,586.57	167,347.50	0.00	211,659.50	55.84%
51116	Part Time / Temporary Pay	25,000.00	963.82	11,215.53	0.00	13,784.47	55.13%
51133	Longevity	22,682.00	0.00	0.00	0.00	22,682.00	100.00%
51201	Overtime	12,000.00	333.90	2,245.54	0.00	9,754.46	81.28%
52101	Health Insurance	78,174.00	4,937.75	34,564.25	0.00	43,609.75	55.78%

**City of East Providence, RI**

Encumbrance Budget \*

11000 - General Fund

From 5/1/2024 Through 5/31/2024

\* This report may be affected by Account Level Security

Account Code	Account Title	FY 24 Budget	Current Period Actual	YTD Actual	YTD Enc	Remaining Balance	Percent Total Budget Remaining - Revised
52102	Life Insurance	2,061.00	0.00	680.32	0.00	1,380.68	66.99%
52103	Dental Insurance	4,104.00	274.16	1,919.12	0.00	2,184.88	53.23%
52110	Health Coshare	(16,519.00)	(552.69)	(5,772.56)	0.00	(10,746.44)	65.05%
52112	Clothing Allowance	960.00	0.00	0.00	0.00	960.00	100.00%
52208	Mers Pension	88,733.00	2,780.36	36,966.89	0.00	51,766.11	58.33%
52218	TIAA	4,078.00	93.69	1,245.60	0.00	2,832.40	69.45%
52301	FICA	25,286.00	812.25	10,652.34	0.00	14,633.66	57.87%
52302	Medicare	5,914.00	189.96	2,491.26	0.00	3,422.74	57.87%
52401	Deferred Compensation	5,196.00	0.00	0.00	0.00	5,196.00	100.00%
52902	Employee Assistance	79.00	0.00	0.00	0.00	79.00	100.00%
53000	Purchased Professional Services	49,908.00	0.00	32,725.00	19,025.00	(1,842.00)	(3.69)%
53300	Professional Development	3,000.00	250.00	492.20	0.00	2,507.80	83.59%
53705	Postage	250.00	3.68	35.79	0.00	214.21	85.68%
54403	Telephone/Communications	1,100.00	167.90	1,060.01	0.00	39.99	3.63%
55800	Training & Conferences	800.00	0.00	850.00	0.00	(50.00)	(6.25)%
56100	General Office Expense	1,000.00	175.49	594.19	0.00	405.81	40.58%
56211	Gas, Oil & Lubricants	1,635.00	86.77	321.18	0.00	1,313.82	80.35%
57301	Repairs - Vehicles	1,000.00	562.24	814.98	0.00	185.02	18.50%
57305	Repair & Maintenance -Equipm...	2,000.00	47.52	535.77	(100.00)	1,564.23	78.21%
57311	Technology Software	20,100.00	0.00	11,029.33	(2,150.00)	11,220.67	55.82%
58102	Dues & Fees	1,500.00	200.00	1,936.40	0.00	(436.40)	(29.09)%
Total 610	Engineering	719,048.00	23,913.37	313,950.64	16,775.00	388,322.36	54.01%
630	Highway						
51110	Regular Salaries	2,511,677.00	86,174.06	1,124,424.98	0.00	1,387,252.02	55.23%
51116	Part Time / Temporary Pay	75,480.00	1,462.00	11,269.00	0.00	64,211.00	85.07%
51131	Acting Pay	0.00	405.36	8,756.87	0.00	(8,756.87)	(100.00)%
51133	Longevity	142,449.00	0.00	0.00	0.00	142,449.00	100.00%
51141	Stipends	2,000.00	0.00	0.00	0.00	2,000.00	100.00%
51201	Overtime	120,000.00	576.75	56,352.18	0.00	63,647.82	53.03%
51322	Severance Pay	0.00	0.00	16,334.10	0.00	(16,334.10)	(100.00)%
52101	Health Insurance	725,121.00	54,880.97	383,762.72	0.00	341,358.28	47.07%
52102	Life Insurance	18,339.00	0.00	7,906.38	0.00	10,432.62	56.88%
52103	Dental Insurance	31,694.00	2,315.60	16,394.89	0.00	15,299.11	48.27%
52110	Health Coshare	(130,619.00)	(3,146.04)	(36,035.15)	0.00	(94,583.85)	72.41%
52112	Clothing Allowance	400.00	0.00	1,825.00	0.00	(1,425.00)	(356.25)%

**City of East Providence, RI**

Encumbrance Budget \*

11000 - General Fund

From 5/1/2024 Through 5/31/2024

\* This report may be affected by Account Level Security

Account Code	Account Title	FY 24 Budget	Current Period Actual	YTD Actual	YTD Enc	Remaining Balance	Percent Total Budget Remaining - Revised
52208	Mers Pension	586,296.00	19,035.80	248,955.86	0.00	337,340.14	57.53%
52218	TIAA	26,630.00	958.74	12,621.10	0.00	14,008.90	52.60%
52301	FICA	165,107.00	5,271.20	72,671.94	0.00	92,435.06	55.98%
52302	Medicare	38,614.00	1,232.78	17,008.22	0.00	21,605.78	55.95%
52401	Deferred Compensation	6,495.00	0.00	0.00	0.00	6,495.00	100.00%
52902	Employee Assistance	743.00	0.00	0.00	0.00	743.00	100.00%
53000	Purchased Professional Services	75,000.00	7,332.02	72,929.02	(2,909.00)	4,979.98	6.63%
53706	Food	2,000.00	0.00	192.00	0.00	1,808.00	90.40%
54310	Repairs - Building	20,000.00	0.00	655.99	0.00	19,344.01	96.72%
54321	Maintenance - Signal System	25,000.00	3,450.00	12,450.00	0.00	12,550.00	50.20%
54402	Water	53,000.00	1,559.70	16,467.59	3,096.52	33,435.89	63.08%
54403	Telephone/Communications	2,500.00	539.80	7,490.50	0.00	(4,990.50)	(199.62)%
54600	Rentals	20,000.00	0.00	4,609.00	0.00	15,391.00	76.95%
55800	Training & Conferences	1,700.00	0.00	1,180.00	0.00	520.00	30.58%
56100	General Office Expense	2,500.00	69.65	1,834.33	33.51	632.16	25.28%
56102	Small Tools	15,000.00	1,346.60	11,652.76	(110.80)	3,458.04	23.05%
56112	Uniform/Apparel Supplies	4,000.00	12.40	1,766.34	4.08	2,229.58	55.73%
56200	Chemicals	45,000.00	5,701.70	20,537.64	(4,066.15)	28,528.51	63.39%
56209	Heating Gas/Oil	18,530.00	32.91	241.32	0.00	18,288.68	98.69%
56210	Signs	30,000.00	702.06	18,461.15	281.25	11,257.60	37.52%
56211	Gas, Oil & Lubricants	109,000.00	11,069.41	69,570.33	0.00	39,429.67	36.17%
56214	Paint	5,000.00	3,802.30	5,234.85	(1,902.11)	1,667.26	33.34%
56215	Electricity	32,700.00	2,116.61	34,908.97	0.00	(2,208.97)	(6.75)%
56217	Supplies - Nursery	40,000.00	0.00	6,932.29	1,516.68	31,551.03	78.87%
56219	Supplies - Cleaning	500.00	0.00	0.00	0.00	500.00	100.00%
56220	Snow Control	200,000.00	0.00	45,824.78	154,175.22	0.00	0.00%
57301	Repairs - Vehicles	200,000.00	21,391.97	162,059.42	(959.88)	38,900.46	19.45%
57305	Repair & Maintenance -Equipm...	20,000.00	367.72	8,371.54	(3,253.54)	14,882.00	74.41%
57403	Repairs - Road	150,000.00	10,053.47	62,680.49	(1,826.79)	89,146.30	59.43%
57404	Repairs - Storm Drains	10,000.00	0.00	1,864.20	0.00	8,135.80	81.35%
58102	Dues & Fees	4,900.00	62.50	3,526.04	0.00	1,373.96	28.04%
Total 630	Highway	5,406,756.00	238,778.04	2,513,688.64	144,078.99	2,748,988.37	50.84%
635	Streetslights						
54300	Repairs & Maintenance	0.00	13,523.09	61,865.49	16,928.67	(78,794.16)	(100.00)%
56215	Electricity	580,000.00	952.61	57,018.73	0.00	522,981.27	90.16%

**City of East Providence, RI**

Encumbrance Budget \*

11000 - General Fund

From 5/1/2024 Through 5/31/2024

\* This report may be affected by Account Level Security

Account Code	Account Title	FY 24 Budget	Current Period Actual	YTD Actual	YTD Enc	Remaining Balance	Percent Total Budget Remaining - Revised
Total 635	Streetlights	580,000.00	14,475.70	118,884.22	16,928.67	444,187.11	76.58%
650	Refuse Disposal						
53705	Postage	100.00	0.00	0.63	0.00	99.37	99.37%
54200	Rubbish Contract	1,724,315.00	139,896.38	844,828.99	(832,158.00)	1,711,644.01	99.26%
54201	Rubbish Disposal School	57,880.00	0.00	0.00	0.00	57,880.00	100.00%
54202	Rubbish Disposal Costs	1,173,786.00	60.00	442,536.29	405,566.01	325,683.70	27.74%
54210	Recycling Contract	747,840.00	62,740.00	375,375.00	(373,920.00)	746,385.00	99.80%
54211	Hazardous Waste Disposal	6,500.00	822.00	3,209.20	(125.00)	3,415.80	52.55%
55002	Earth Day Program	750.00	(17.89)	1,261.28	(263.32)	(247.96)	(33.06)%
55400	Advertising, Printing	4,000.00	0.00	4,201.20	0.00	(201.20)	(5.03)%
56100	General Office Expense	150.00	47.60	111.97	0.00	38.03	25.35%
56211	Gas, Oil & Lubricants	10,000.00	460.84	6,035.52	0.00	3,964.48	39.64%
56212	Operational Supplies	3,000.00	0.00	24,575.90	0.00	(21,575.90)	(719.19)%
57305	Repair & Maintenance -Equipm...	15,000.00	62.21	3,861.45	0.00	11,138.55	74.25%
Total 650	Refuse Disposal	3,743,321.00	204,071.14	1,705,997.43	(800,900.31)	2,838,223.88	75.82%
660	Public Buildings						
51110	Regular Salaries	577,977.00	21,823.31	319,609.83	0.00	258,367.17	44.70%
51116	Part Time / Temporary Pay	67,400.00	2,516.25	30,812.25	0.00	36,587.75	54.28%
51133	Longevity	24,330.00	0.00	0.00	0.00	24,330.00	100.00%
51201	Overtime	30,000.00	1,255.21	19,974.09	0.00	10,025.91	33.41%
51322	Severance Pay	0.00	0.00	12,335.49	0.00	(12,335.49)	(100.00)%
52101	Health Insurance	156,041.00	11,271.57	99,632.88	0.00	56,408.12	36.14%
52102	Life Insurance	4,092.00	0.00	1,481.92	0.00	2,610.08	63.78%
52103	Dental Insurance	6,392.00	315.39	3,710.97	0.00	2,681.03	41.94%
52110	Health Coshare	(25,595.00)	(873.25)	(13,223.96)	0.00	(12,371.04)	48.33%
52112	Clothing Allowance	3,600.00	0.00	365.00	0.00	3,235.00	89.86%
52208	Mers Pension	133,050.00	4,820.77	70,410.39	0.00	62,639.61	47.07%
52218	TIAA	6,081.00	246.54	3,562.85	0.00	2,518.15	41.41%
52301	FICA	37,700.00	1,517.18	22,827.19	0.00	14,872.81	39.45%
52302	Medicare	8,817.00	354.83	5,326.23	0.00	3,490.77	39.59%
52401	Deferred Compensation	2,165.00	0.00	0.00	0.00	2,165.00	100.00%
52902	Employee Assistance	165.00	0.00	0.00	0.00	165.00	100.00%
53000	Purchased Professional Services	1,000.00	0.00	50.00	0.00	950.00	95.00%
54300	Repairs & Maintenance	35,650.00	1,097.50	16,311.33	7,516.09	11,822.58	33.16%

**City of East Providence, RI**

Encumbrance Budget \*

11000 - General Fund

From 5/1/2024 Through 5/31/2024

\* This report may be affected by Account Level Security

Account Code	Account Title	FY 24 Budget	Current Period Actual	YTD Actual	YTD Enc	Remaining Balance	Percent Total Budget Remaining - Revised
54310	Repairs - Building	130,000.00	14,504.83	116,939.96	87,567.39	(74,507.35)	(57.31)%
54402	Water	15,317.00	1,588.95	5,120.23	0.00	10,196.77	66.57%
54403	Telephone/Communications	15,400.00	320.05	3,369.75	0.00	12,030.25	78.11%
55800	Training & Conferences	100.00	0.00	0.00	0.00	100.00	100.00%
56100	General Office Expense	700.00	130.20	297.14	0.00	402.86	57.55%
56102	Small Tools	6,500.00	555.31	1,455.39	(85.94)	5,130.55	78.93%
56112	Uniform/Apparel Supplies	1,750.00	0.00	1,976.12	(1,002.00)	775.88	44.33%
56209	Heating Gas/Oil	43,600.00	2,229.06	35,168.42	(0.01)	8,431.59	19.33%
56211	Gas, Oil & Lubricants	5,450.00	451.90	4,058.04	0.00	1,391.96	25.54%
56215	Electricity	119,900.00	9,475.98	64,830.73	0.00	55,069.27	45.92%
56218	Supplies - Electrical	2,500.00	57.28	1,004.70	(8.30)	1,503.60	60.14%
56219	Supplies - Cleaning	25,000.00	4,243.64	15,776.13	553.79	8,670.08	34.68%
57301	Repairs - Vehicles	5,000.00	1,122.12	6,301.70	0.00	(1,301.70)	(26.03)%
Total 660	Public Buildings	1,440,082.00	79,024.62	849,484.77	94,541.02	496,056.21	34.45%
670	Central Garage						
51110	Regular Salaries	539,083.00	20,742.00	246,450.17	0.00	292,632.83	54.28%
51116	Part Time / Temporary Pay	39,000.00	1,300.00	7,920.00	0.00	31,080.00	79.69%
51131	Acting Pay	0.00	0.00	1,605.70	0.00	(1,605.70)	(100.00)%
51133	Longevity	37,462.00	0.00	0.00	0.00	37,462.00	100.00%
51201	Overtime	7,000.00	0.00	2,691.83	0.00	4,308.17	61.54%
52101	Health Insurance	124,833.00	11,271.57	78,900.99	0.00	45,932.01	36.79%
52102	Life Insurance	3,334.00	0.00	1,439.82	0.00	1,894.18	56.81%
52103	Dental Insurance	4,798.00	473.77	3,316.39	0.00	1,481.61	30.87%
52110	Health Coshare	(23,854.00)	(740.12)	(7,750.40)	0.00	(16,103.60)	67.50%
52112	Clothing Allowance	800.00	0.00	730.00	0.00	70.00	8.75%
52208	Mers Pension	127,359.00	4,581.92	60,927.96	0.00	66,431.04	52.16%
52218	TIAA	5,817.00	233.15	3,100.27	0.00	2,716.73	46.70%
52301	FICA	36,064.00	1,302.28	15,138.00	0.00	20,926.00	58.02%
52302	Medicare	8,434.00	304.57	3,540.33	0.00	4,893.67	58.02%
52401	Deferred Compensation	4,330.00	0.00	0.00	0.00	4,330.00	100.00%
52902	Employee Assistance	132.00	0.00	0.00	0.00	132.00	100.00%
53000	Purchased Professional Services	3,500.00	0.00	177.52	(198.00)	3,520.48	100.58%
53705	Postage	0.00	0.00	2.79	0.00	(2.79)	(100.00)%
54310	Repairs - Building	3,000.00	0.00	2,218.11	0.00	781.89	26.06%
54402	Water	1,590.00	229.12	901.01	0.00	688.99	43.33%



**City of East Providence, RI**

Encumbrance Budget \*

11000 - General Fund

From 5/1/2024 Through 5/31/2024

\* This report may be affected by Account Level Security

Account Code	Account Title	FY 24 Budget	Current Period Actual	YTD Actual	YTD Enc	Remaining Balance	Percent Total Budget Remaining - Revised
54403	Telephone/Communications	600.00	100.59	2,227.49	0.00	(1,627.49)	(271.24)%
55800	Training & Conferences	500.00	0.00	0.00	0.00	500.00	100.00%
56100	General Office Expense	500.00	169.70	442.95	115.67	(58.62)	(11.72)%
56102	Small Tools	10,000.00	4,331.96	8,710.39	(4,533.65)	5,823.26	58.23%
56112	Uniform/Apparel Supplies	8,000.00	1,227.56	6,906.47	(1,467.08)	2,560.61	32.00%
56115	Medical Supplies	150.00	0.00	0.00	0.00	150.00	100.00%
56209	Heating Gas/Oil	10,900.00	16.44	120.55	0.00	10,779.45	98.89%
56211	Gas, Oil & Lubricants	2,725.00	472.15	2,314.50	0.00	410.50	15.06%
56215	Electricity	10,900.00	445.89	4,337.72	0.00	6,562.28	60.20%
56219	Supplies - Cleaning	200.00	0.00	0.00	0.00	200.00	100.00%
57301	Repairs - Vehicles	3,000.00	359.91	2,529.68	0.00	470.32	15.67%
57305	Repair & Maintenance -Equipm...	5,500.00	0.00	3,898.75	(2,528.80)	4,130.05	75.09%
57311	Technology Software	29,500.00	0.00	20,177.06	21,581.62	(12,258.68)	(41.55)%
58102	Dues & Fees	500.00	80.00	303.00	80.00	117.00	23.40%
Total 670	Central Garage	1,005,657.00	46,902.46	473,279.05	13,049.76	519,328.19	51.64%
700	Police						
51110	Regular Salaries	7,720,867.00	273,316.08	3,824,347.05	0.00	3,896,519.95	50.46%
51114	Holiday Pay	521,131.00	755.52	314,302.13	0.00	206,828.87	39.68%
51116	Part Time / Temporary Pay	0.00	348.50	11,827.50	0.00	(11,827.50)	(100.00)%
51117	Court Pay	25,000.00	1,780.52	14,605.83	0.00	10,394.17	41.57%
51118	School Crossing Guards	179,100.00	10,772.50	118,720.75	0.00	60,379.25	33.71%
51119	Detail Pay	250,000.00	50,369.26	548,825.69	0.00	(298,825.69)	(119.53)%
51121	Vin Checks	40,000.00	2,243.35	25,408.59	0.00	14,591.41	36.47%
51131	Acting Pay	3,500.00	(68.15)	2,196.30	0.00	1,303.70	37.24%
51133	Longevity	340,762.00	0.00	0.00	0.00	340,762.00	100.00%
51141	Stipends	118,500.00	40.00	30,532.00	0.00	87,968.00	74.23%
51143	Accreditation Stipend	0.00	0.00	111,172.31	0.00	(111,172.31)	(100.00)%
51201	Overtime	1,425,000.00	86,976.33	1,078,753.31	0.00	346,246.69	24.29%
51322	Severance Pay	125,000.00	5,562.48	202,675.68	0.00	(77,675.68)	(62.14)%
52101	Health Insurance	1,639,507.00	134,500.62	971,986.57	0.00	667,520.43	40.71%
52102	Life Insurance	44,988.00	0.00	20,953.17	0.00	24,034.83	53.42%
52103	Dental Insurance	56,290.00	4,209.31	37,281.78	0.00	19,008.22	33.76%
52110	Health Coshare	(324,868.00)	(10,776.71)	(149,571.85)	0.00	(175,296.15)	53.95%
52112	Clothing Allowance	140,250.00	0.00	138,000.00	0.00	2,250.00	1.60%
52208	Mers Pension	71,452.00	2,628.00	34,769.01	0.00	36,682.99	51.33%

**City of East Providence, RI**

Encumbrance Budget \*

11000 - General Fund

From 5/1/2024 Through 5/31/2024

\* This report may be affected by Account Level Security

Account Code	Account Title	FY 24 Budget	Current Period Actual	YTD Actual	YTD Enc	Remaining Balance	Percent Total Budget Remaining - Revised
52209	Local Pension	3,276,114.00	590,000.00	2,228,000.00	0.00	1,048,114.00	31.99%
52218	TIAA	3,235.00	103.54	1,368.74	0.00	1,866.26	57.68%
52301	FICA	20,055.00	2,961.46	38,203.02	0.00	(18,148.02)	(90.49)%
52302	Medicare	126,788.00	6,090.23	90,394.35	0.00	36,393.65	28.70%
52902	Employee Assistance	1,642.00	0.00	0.00	0.00	1,642.00	100.00%
53000	Purchased Professional Services	38,575.00	2,735.98	28,053.17	1,750.43	8,771.40	22.73%
53300	Professional Development	10,000.00	1,500.00	2,375.00	0.00	7,625.00	76.25%
53705	Postage	3,000.00	560.98	964.93	0.00	2,035.07	67.83%
53706	Food	2,000.00	0.00	876.96	0.00	1,123.04	56.15%
54310	Repairs - Building	20,000.00	2,105.89	13,794.57	(1,224.90)	7,430.33	37.15%
54402	Water	7,100.00	308.66	2,289.39	0.00	4,810.61	67.75%
54403	Telephone/Communications	60,000.00	5,150.41	42,838.30	3,463.38	13,698.32	22.83%
54602	Lease Equipment	9,192.00	1,306.75	7,955.35	6,028.90	(4,792.25)	(52.13)%
55600	Tuition Reimbursement	60,000.00	5,190.00	22,760.08	2,214.80	35,025.12	58.37%
55800	Training & Conferences	20,000.00	3,074.72	26,518.28	(45.01)	(6,473.27)	(32.36)%
56100	General Office Expense	14,500.00	1,903.05	14,715.54	1,646.24	(1,861.78)	(12.83)%
56101	Office Equipment	5,000.00	0.00	521.35	0.00	4,478.65	89.57%
56112	Uniform/Apparel Supplies	45,000.00	4,303.50	29,579.53	1,675.96	13,744.51	30.54%
56209	Heating Gas/Oil	21,800.00	1,617.69	19,679.34	0.00	2,120.66	9.72%
56211	Gas, Oil & Lubricants	190,750.00	20,080.42	119,832.50	(1.12)	70,918.62	37.17%
56215	Electricity	92,650.00	664.54	25,752.10	0.00	66,897.90	72.20%
56216	Supplies - Police	14,170.00	799.85	10,426.91	47.98	3,695.11	26.07%
56219	Supplies - Cleaning	10,000.00	1,091.98	2,954.70	(1,051.42)	8,096.72	80.96%
57301	Repairs - Vehicles	150,000.00	43,498.14	268,489.35	2,457.84	(120,947.19)	(80.63)%
57304	Equipment	20,000.00	0.00	12,120.58	2,169.55	5,709.87	28.54%
57305	Repair & Maintenance -Equipm...	5,000.00	216.99	4,269.71	556.63	173.66	3.47%
57311	Technology Software	96,350.00	595.06	51,127.43	15,024.00	30,198.57	31.34%
58102	Dues & Fees	6,265.00	2,300.00	6,749.90	0.00	(484.90)	(7.73)%
Total 700	Police	16,705,665.00	1,260,817.45	10,409,396.90	34,713.26	6,261,554.84	37.48%
720	Animal Shelter						
51110	Regular Salaries	150,255.00	4,228.43	64,067.42	0.00	86,187.58	57.36%
51116	Part Time / Temporary Pay	56,810.00	680.00	9,365.40	0.00	47,444.60	83.51%
51133	Longevity	4,636.00	0.00	0.00	0.00	4,636.00	100.00%
51201	Overtime	10,000.00	706.72	10,451.45	0.00	(451.45)	(4.51)%
52101	Health Insurance	27,116.00	1,476.88	10,338.16	0.00	16,777.84	61.87%

**City of East Providence, RI**

Encumbrance Budget \*

11000 - General Fund

From 5/1/2024 Through 5/31/2024

\* This report may be affected by Account Level Security

Account Code	Account Title	FY 24 Budget	Current Period Actual	YTD Actual	YTD Enc	Remaining Balance	Percent Total Budget Remaining - Revised
52102	Life Insurance	1,212.00	0.00	404.16	0.00	807.84	66.65%
52103	Dental Insurance	946.00	51.88	363.16	0.00	582.84	61.61%
52110	Health Coshare	(6,192.00)	(85.20)	(1,133.16)	0.00	(5,058.84)	81.69%
52112	Clothing Allowance	0.00	0.00	400.00	0.00	(400.00)	(100.00)%
52208	Miers Pension	34,215.00	934.06	13,983.08	0.00	20,231.92	59.13%
52218	TIAA	1,549.00	42.28	632.73	0.00	916.27	59.15%
52301	FICA	9,603.00	342.86	5,155.38	0.00	4,447.62	46.31%
52302	Medicare	2,246.00	80.18	1,205.67	0.00	1,040.33	46.31%
52902	Employee Assistance	50.00	0.00	0.00	0.00	50.00	100.00%
53000	Purchased Professional Services	15,000.00	249.00	5,818.18	1,540.28	7,641.54	50.94%
53705	Postage	50.00	1.28	4.46	0.00	45.54	91.08%
53706	Food	1,500.00	0.00	306.18	19.11	1,174.71	78.31%
54310	Repairs - Building	5,000.00	0.00	575.10	2,223.89	2,201.01	44.02%
54402	Water	1,500.00	0.00	497.86	266.38	735.76	49.05%
54403	Telephone/Communications	1,200.00	0.00	149.70	149.70	900.60	75.05%
55501	Printing - Forms	500.00	0.00	35.00	0.00	465.00	93.00%
55800	Training & Conferences	2,000.00	0.00	0.00	0.00	2,000.00	100.00%
56100	General Office Expense	800.00	0.00	140.76	401.13	258.11	32.26%
56112	Uniform/Apparel Supplies	1,500.00	0.00	753.68	0.00	746.32	49.75%
56209	Heating Gas/Oil	8,000.00	85.88	973.87	0.00	7,026.13	87.82%
56211	Gas, Oil & Lubricants	0.00	66.30	66.30	0.00	(66.30)	(100.00)%
56215	Electricity	11,000.00	20.03	12,705.44	0.00	(1,705.44)	(15.50)%
56219	Supplies - Cleaning	3,000.00	191.31	1,042.09	659.46	1,298.45	43.28%
57301	Repairs - Vehicles	500.00	0.00	0.00	0.00	500.00	100.00%
57305	Repair & Maintenance -Equipm...	2,000.00	0.00	0.00	0.00	2,000.00	100.00%
57311	Technology Software	400.00	0.00	387.60	387.60	(375.20)	(93.80)%
<b>Total 720</b>	<b>Animal Shelter</b>	<b>346,396.00</b>	<b>9,071.89</b>	<b>138,689.67</b>	<b>5,647.55</b>	<b>202,058.78</b>	<b>58.33%</b>
730	Harbormaster						
51116	Part Time / Temporary Pay	30,300.00	769.23	10,230.76	0.00	20,069.24	66.23%
52301	FICA	2,180.00	47.69	634.28	0.00	1,545.72	70.90%
52302	Medicare	0.00	11.15	148.29	0.00	(148.29)	(100.00)%
53000	Purchased Professional Services	0.00	0.00	1,630.00	0.00	(1,630.00)	(100.00)%
53705	Postage	200.00	13.44	103.02	0.00	96.98	48.49%
54300	Repairs & Maintenance	14,000.00	0.00	10,053.45	0.00	3,946.55	28.18%
54403	Telephone/Communications	800.00	0.00	0.00	0.00	800.00	100.00%

**City of East Providence, RI**

Encumbrance Budget \*

11000 - General Fund

From 5/1/2024 Through 5/31/2024

\* This report may be affected by Account Level Security

Account Code	Account Title	FY 24 Budget	Current Period Actual	YTD Actual	YTD Enc	Remaining Balance	Percent Total Budget Remaining - Revised
56100	General Office Expense	300.00	0.00	0.00	0.00	300.00	100.00%
56211	Gas, Oil & Lubricants	2,500.00	0.00	0.00	0.00	2,500.00	100.00%
58104	Docking Fees	11,750.00	0.00	10,944.00	0.00	806.00	6.85%
Total 730	Harbormaster	62,030.00	841.51	33,743.80	0.00	28,286.20	45.60%
750	Fire						
51110	Regular Salaries	8,791,977.00	330,688.96	4,406,548.67	0.00	4,385,428.33	49.87%
51114	Holiday Pay	621,110.00	47,344.12	331,928.58	0.00	289,181.42	46.55%
51116	Part Time / Temporary Pay	68,854.00	1,571.70	15,490.62	0.00	53,363.38	77.50%
51119	Detail Pay	40,000.00	1,589.76	6,402.71	0.00	33,597.29	83.99%
51131	Acting Pay	180,173.00	8,766.16	127,793.39	0.00	52,379.61	29.07%
51133	Longevity	357,857.00	0.00	311.71	0.00	357,545.29	99.91%
51141	Stipends	171,800.00	0.00	64,268.29	0.00	107,531.71	62.59%
51201	Overtime	3,287,213.00	146,224.32	1,733,617.95	0.00	1,553,595.05	47.26%
51322	Severance Pay	307,465.00	6,783.36	149,181.68	0.00	158,283.32	51.48%
52101	Health Insurance	1,401,078.00	144,576.35	1,016,461.67	0.00	384,616.33	27.45%
52102	Life Insurance	35,768.00	0.00	17,757.78	0.00	18,010.22	50.35%
52103	Dental Insurance	66,095.00	6,818.47	47,221.36	0.00	18,873.64	28.55%
52110	Health Costare	(5,541.00)	(455.26)	(6,319.83)	0.00	778.83	(14.05)%
52112	Clothing Allowance	251,800.00	60,262.50	183,475.00	0.00	68,325.00	27.13%
52208	Mers Pension	48,940.00	1,888.28	23,692.14	0.00	25,247.86	51.58%
52209	Local Pension	7,655,179.00	252,000.00	4,087,000.00	0.00	3,568,179.00	46.61%
52218	TIAA	1,784.00	93.13	1,167.92	0.00	616.08	34.53%
52301	FICA	14,018.00	664.09	7,709.45	0.00	6,308.55	45.00%
52302	Medicare	147,214.00	8,310.23	95,550.22	0.00	51,663.78	35.09%
52902	Employee Assistance	1,947.00	0.00	0.00	0.00	1,947.00	100.00%
53000	Purchased Professional Services	308,500.00	18,718.94	148,151.08	0.00	160,348.92	51.97%
53705	Postage	1,700.00	11.04	268.73	0.00	1,431.27	84.19%
54310	Repairs - Building	163,000.00	8,901.69	49,316.47	14,846.26	98,837.27	60.63%
54321	Maintenance - Signal System	1,000.00	0.00	0.00	0.00	1,000.00	100.00%
54402	Water	24,250.00	2,427.50	12,362.78	1,597.33	10,289.89	42.43%
54403	Telephone/Communications	108,200.00	932.95	36,599.75	6,935.83	64,664.42	59.76%
54600	Rentals	11,000.00	0.00	0.00	0.00	11,000.00	100.00%
55400	Advertising, Printing	2,500.00	0.00	0.00	0.00	2,500.00	100.00%
55600	Tuition Reimbursement	30,000.00	0.00	875.00	0.00	29,125.00	97.08%
55800	Training & Conferences	22,000.00	1,004.10	6,185.19	0.00	15,814.81	71.88%

**City of East Providence, RI**

Encumbrance Budget \*

11000 - General Fund

From 5/1/2024 Through 5/31/2024

\* This report may be affected by Account Level Security

Account Code	Account Title	FY 24 Budget	Current Period Actual	YTD Actual	YTD Enc	Remaining Balance	Percent Total Budget Remaining - Revised
55811	Unreimbursed Medical	102,750.00	4,192.00	4,192.00	(152.00)	98,710.00	96.06%
56100	General Office Expense	8,500.00	500.51	2,684.32	0.00	5,815.68	68.41%
56101	Office Equipment	0.00	168.19	1,177.33	0.00	(1,177.33)	(100.00)%
56103	Fire Prevention	6,500.00	0.00	993.94	0.00	5,506.06	84.70%
56104	Fire Supplies	16,500.00	59.51	696.32	5,438.39	10,365.29	62.81%
56105	Firefighter Equipment	113,350.00	1,323.04	13,892.35	46,037.59	53,420.06	47.12%
56112	Uniform/Apparel Supplies	115,577.00	0.00	9,311.10	0.00	106,265.90	91.94%
56115	Medical Supplies	180,000.00	35,703.29	92,593.60	9,480.22	77,926.18	43.29%
56209	Heating Gas/Oil	110,000.00	4,599.87	61,032.34	0.00	48,967.66	44.51%
56211	Gas, Oil & Lubricants	160,000.00	13,498.16	86,750.72	0.00	73,249.28	45.78%
56215	Electricity	120,000.00	5,367.54	49,114.01	0.00	70,885.99	59.07%
56218	Supplies - Electrical	1,700.00	126.11	460.51	126.11	1,113.38	65.49%
56219	Supplies - Cleaning	20,000.00	1,323.23	10,011.08	154.81	9,834.11	49.17%
56400	Books	6,000.00	0.00	522.79	0.00	5,477.21	91.28%
57301	Repairs - Vehicles	198,000.00	18,947.92	156,516.43	23,765.65	17,717.92	8.94%
57305	Repair & Maintenance -Equipm...	61,310.00	0.00	28,895.89	0.00	32,414.11	52.86%
57311	Technology Software	65,148.00	929.17	14,713.87	12,089.40	38,344.73	58.85%
58102	Dues & Fees	4,500.00	0.00	2,998.49	1,552.50	(50.99)	(1.13)%
<b>Total 750</b>	<b>Fire</b>	<b>25,406,716.00</b>	<b>1,135,860.93</b>	<b>13,099,575.40</b>	<b>121,872.09</b>	<b>12,185,268.51</b>	<b>47.96%</b>
760	Public Safety Communications						
51110	Regular Salaries	791,846.00	22,965.56	305,725.73	0.00	486,120.27	61.39%
51116	Part Time / Temporary Pay	45,000.00	216.00	1,576.80	0.00	43,423.20	96.49%
51131	Acting Pay	0.00	96.24	1,173.70	0.00	(1,173.70)	(100.00)%
51133	Longevity	20,463.00	0.00	0.00	0.00	20,463.00	100.00%
51201	Overtime	9,672.00	5,877.05	82,432.78	0.00	(72,760.78)	(752.28)%
51322	Severance Pay	0.00	0.00	945.57	0.00	(945.57)	(100.00)%
52101	Health Insurance	137,964.00	11,271.57	78,232.25	0.00	59,731.75	43.29%
52102	Life Insurance	4,446.00	0.00	2,054.48	0.00	2,391.52	53.79%
52103	Dental Insurance	6,409.00	527.02	3,870.72	0.00	2,538.28	39.60%
52110	Health Coshare	(27,274.00)	(670.36)	(8,752.00)	0.00	(18,522.00)	67.91%
52112	Clothing Allowance	3,300.00	0.00	3,300.00	0.00	0.00	0.00%
52208	Mers Pension	146,232.00	5,073.09	63,052.73	0.00	83,179.27	56.88%
52218	TIAA	6,653.00	246.37	3,076.66	0.00	3,576.34	53.75%
52301	FICA	41,247.00	1,752.09	23,742.99	0.00	17,504.01	42.43%
52302	Medicare	9,647.00	409.76	5,552.78	0.00	4,094.22	42.44%

**City of East Providence, RI**

Encumbrance Budget \*

11000 - General Fund

From 5/1/2024 Through 5/31/2024

\* This report may be affected by Account Level Security

Account Code	Account Title	FY 24 Budget	Current Period Actual	YTD Actual	YTD Enc	Remaining Balance	Percent Total Budget Remaining - Revised
52902	Employee Assistance	182.00	0.00	0.00	0.00	182.00	100.00%
54403	Telephone/Communications	23,750.00	1,057.41	7,403.48	0.00	16,346.52	68.82%
56100	General Office Expense	18,300.00	43.87	1,402.83	19.67	16,877.50	92.22%
56101	Office Equipment	4,500.00	0.00	0.00	0.00	4,500.00	100.00%
57311	Technology Software	140,700.00	1,282.00	63,524.15	0.00	77,175.85	54.85%
<b>Total 760</b>	<b>Public Safety Communications</b>	<b>1,383,037.00</b>	<b>50,147.67</b>	<b>638,315.65</b>	<b>19.67</b>	<b>744,701.68</b>	<b>53.85%</b>
<b>800</b>	<b>Recreation</b>						
51110	Regular Salaries	147,204.00	5,688.32	76,098.66	0.00	71,105.34	48.30%
51116	Part Time / Temporary Pay	259,604.00	8,313.50	105,537.22	0.00	154,066.78	59.34%
51133	Longevity	11,839.00	0.00	0.00	0.00	11,839.00	100.00%
52101	Health Insurance	55,424.00	3,622.50	25,357.50	0.00	30,066.50	54.24%
52102	Life Insurance	1,111.00	0.00	454.68	0.00	656.32	59.07%
52103	Dental Insurance	2,407.00	158.38	1,108.66	0.00	1,298.34	53.94%
52110	Health Coshare	(10,529.00)	(376.18)	(4,911.25)	0.00	(5,617.75)	53.35%
52208	Mers Pension	35,133.00	1,256.55	16,707.45	0.00	18,425.55	52.44%
52218	TIAA	1,612.00	35.50	472.02	0.00	1,139.98	70.71%
52301	FICA	9,995.00	837.39	10,792.31	0.00	(797.31)	(7.97)%
52302	Medicare	2,338.00	195.84	2,524.00	0.00	(186.00)	(7.95)%
52401	Deferred Compensation	2,165.00	0.00	0.00	0.00	2,165.00	100.00%
52902	Employee Assistance	41.00	0.00	0.00	0.00	41.00	100.00%
53000	Purchased Professional Services	12,500.00	2,825.00	8,667.00	4,960.50	(1,127.50)	(9.02)%
53300	Professional Development	200.00	0.00	0.00	0.00	200.00	100.00%
53705	Postage	1,200.00	10.43	577.73	0.00	622.27	51.85%
53706	Food	1,500.00	0.00	0.00	0.00	1,500.00	100.00%
54402	Water	1,750.00	243.68	1,364.23	165.66	220.11	12.57%
54403	Telephone/Communications	1,500.00	190.71	1,278.72	0.00	221.28	14.75%
54600	Rentals	5,400.00	1,108.97	2,652.60	1,082.45	1,664.95	30.83%
55400	Advertising, Printing	1,500.00	1,329.90	1,329.90	0.00	170.10	11.34%
56100	General Office Expense	1,800.00	0.00	714.02	(1.00)	1,086.98	60.38%
56209	Heating Gas/Oil	8,175.00	540.83	6,685.81	0.00	1,489.19	18.21%
56211	Gas, Oil & Lubricants	7,200.00	438.75	2,036.17	0.00	5,163.83	71.71%
56215	Electricity	6,671.00	981.56	6,220.81	0.00	450.19	6.74%
56219	Supplies - Cleaning	1,200.00	0.00	0.00	0.00	1,200.00	100.00%
56221	Supplies - Recreation	5,000.00	1,021.46	3,233.73	171.43	1,594.84	31.89%
57001	Fireworks	20,000.00	0.00	10,000.00	10,000.00	0.00	0.00%

**City of East Providence, RI**

Encumbrance Budget \*

11000 - General Fund

From 5/1/2024 Through 5/31/2024

\* This report may be affected by Account Level Security

Account Code	Account Title	FY 24 Budget	Current Period Actual	YTD Actual	YTD Enc	Remaining Balance	Percent Total Budget Remaining - Revised
57004	Winterfest	6,100.00	0.00	9,904.96	(220.47)	(3,584.49)	(58.76)%
57301	Repairs - Vehicles	5,500.00	3,931.28	9,115.48	0.00	(3,615.48)	(65.73)%
57305	Repair & Maintenance -Equipm...	1,100.00	317.55	877.55	(317.55)	540.00	49.09%
57311	Technology Software	5,155.00	0.00	4,900.00	(4,700.00)	4,955.00	96.12%
58102	Dues & Fees	500.00	312.00	363.50	0.00	136.50	27.30%
<b>Total 800</b>	<b>Recreation</b>	<b>612,295.00</b>	<b>32,983.92</b>	<b>304,063.46</b>	<b>11,141.02</b>	<b>297,090.52</b>	<b>48.52%</b>
<b>801</b>	<b>Pierce Stadium</b>						
53000	Purchased Professional Services	9,000.00	0.00	0.00	0.00	9,000.00	100.00%
54310	Repairs - Building	20,000.00	0.00	326.00	(25.00)	19,699.00	98.49%
54311	Repairs - Equipment	5,500.00	324.49	994.49	(265.18)	4,770.69	86.73%
54312	Repairs - Field	25,000.00	4,134.61	11,907.33	(916.78)	14,009.45	56.03%
54403	Telephone/Communications	0.00	89.99	629.93	0.00	(629.93)	(100.00)%
56211	Gas, Oil & Lubricants	545.00	0.00	0.00	0.00	545.00	100.00%
56215	Electricity	76,300.00	78.98	20,006.27	0.00	56,293.73	73.77%
<b>Total 801</b>	<b>Pierce Stadium</b>	<b>136,345.00</b>	<b>4,628.07</b>	<b>33,864.02</b>	<b>(1,206.96)</b>	<b>103,687.94</b>	<b>76.05%</b>
<b>850</b>	<b>Carousel</b>						
51110	Regular Salaries	45,957.00	1,767.56	23,589.65	0.00	22,367.35	48.67%
51116	Part Time / Temporary Pay	80,992.00	1,340.00	17,871.35	0.00	63,120.65	77.93%
51133	Longevity	2,757.00	0.00	0.00	0.00	2,757.00	100.00%
52101	Health Insurance	22,170.00	738.44	5,169.08	0.00	17,000.92	76.68%
52102	Life Insurance	455.00	0.00	227.34	0.00	227.66	50.03%
52103	Dental Insurance	963.00	25.94	181.58	0.00	781.42	81.14%
52110	Health Coshare	(3,325.00)	(125.39)	(1,667.69)	0.00	(1,657.31)	49.84%
52208	Mers Pension	10,761.00	390.45	5,191.38	0.00	5,569.62	51.75%
52218	TIAA	509.00	17.68	235.07	0.00	273.93	53.81%
52301	FICA	3,154.00	180.12	2,403.73	0.00	750.27	23.78%
52302	Medicare	738.00	42.13	562.19	0.00	175.81	23.82%
52401	Deferred Compensation	2,165.00	0.00	0.00	0.00	2,165.00	100.00%
52902	Employee Assistance	17.00	0.00	0.00	0.00	17.00	100.00%
53705	Postage	0.00	2.75	13.74	0.00	(13.74)	(100.00)%
54402	Water	1,000.00	49.97	239.38	(36.38)	797.00	79.70%
54403	Telephone/Communications	2,310.00	122.76	908.95	0.00	1,401.05	60.65%
55400	Advertising, Printing	0.00	0.00	0.00	(19.98)	19.98	(100.00)%

**City of East Providence, RI**

Encumbrance Budget \*

11000 - General Fund

From 5/1/2024 Through 5/31/2024

\* This report may be affected by Account Level Security

Account Code	Account Title	FY 24 Budget	Current Period Actual	YTD Actual	YTD Enc	Remaining Balance	Percent Total Budget Remaining - Revised
55401	Advertising - Subdivision	1,000.00	0.00	0.00	0.00	1,000.00	100.00%
55800	Training & Conferences	2,000.00	0.00	0.00	0.00	2,000.00	100.00%
56215	Electricity	2,616.00	116.50	1,460.83	0.00	1,155.17	44.15%
58000	Fees And Maintenance	6,678.00	710.40	3,727.57	1,828.62	1,121.81	16.79%
<b>Total 850</b>		182,917.00	5,379.31	60,114.15	1,772.26	121,030.59	66.17%
900	Miscellaneous						
52108	East Bay Community Action Pro...	20,000.00	0.00	20,000.00	0.00	0.00	0.00%
52122	Health Benefits - Retirees	3,582,918.00	282,031.09	1,971,949.85	0.00	1,610,968.15	44.96%
52125	Dental Insurance Retirees	1,000.00	25.94	181.58	0.00	818.42	81.84%
52126	Life Insurance Retirees	36,000.00	0.00	15,819.04	0.00	20,180.96	56.05%
53104	Workers Compensation	500,000.00	0.00	12,955.11	0.00	487,044.89	97.40%
53402	Legal Services	0.00	18,064.75	205,437.20	(6,730.50)	(198,706.70)	(100.00)%
53403	Other Professional Services	200,000.00	0.00	25,480.00	25,480.00	149,040.00	74.52%
53411	Grant Matching Funds	40,000.00	0.00	33,232.00	(33,232.00)	40,000.00	100.00%
54910	Rent	3,000.00	250.00	1,750.00	0.00	1,250.00	41.66%
55201	Liability Insurance	990,000.00	0.00	8,219.43	7,939.00	973,841.57	98.36%
58103	Ri League Of Cities & Towns	23,067.00	0.00	0.00	0.00	23,067.00	100.00%
58200	1% Capital Reserve	1,476,388.00	0.00	0.00	0.00	1,476,388.00	100.00%
58206	Claims & Settlements	150,000.00	401,000.00	460,763.85	0.00	(310,763.85)	(207.17)%
58901	Miscellaneous	0.00	0.00	57.24	0.00	(57.24)	(100.00)%
58902	Bank Charges	5,000.00	0.00	0.00	0.00	5,000.00	100.00%
<b>Total 900</b>		7,027,373.00	701,371.78	2,755,845.30	(6,543.50)	4,278,071.20	60.88%
905	Debt						
58508	2010E 7.777 Rihebc Bond	787,407.00	0.00	679,491.28	0.00	107,915.72	13.70%
58509	2010D 3.955 Rihebc Bond	385,494.00	0.00	367,441.85	0.00	18,052.15	4.68%
58510	2012B 15M Rihebc Bond	1,085,688.00	0.00	939,291.65	0.00	146,396.35	13.48%
58511	2010 5M Go Bond	286,000.00	0.00	0.00	0.00	286,000.00	100.00%
58514	Library Share Of Bonds	(78,750.00)	0.00	0.00	0.00	(78,750.00)	100.00%
58515	State Road Bridge Revolving Fu...	139,253.00	0.00	2,126.25	0.00	137,126.75	98.47%
58516	2014 Refunding Bond 99-04	472,297.00	466,268.12	472,499.97	0.00	(202.97)	(0.04)%
58517	2017 Efficient Bldg Bond	195,575.00	0.00	22,787.36	0.00	172,787.64	88.34%
58518	2017 Tif Bond	934,750.00	0.00	0.00	0.00	934,750.00	100.00%
58519	2017F RIHEBC High School Bond	9,250,750.00	0.00	6,949,772.71	0.00	2,300,977.29	24.87%



**City of East Providence, RI**

Encumbrance Budget \*

11000 - General Fund

From 5/1/2024 Through 5/31/2024

\* This report may be affected by Account Level Security

Account Code	Account Title	FY 24 Budget	Current Period Actual	YTD Actual	YTD Enc	Remaining Balance	Percent Total Budget Remaining - Revised
58520	2020 Redunding Bond For 201...	0.00	255,500.00	286,000.00	0.00	(286,000.00)	(100.00)%
58521	Fy 21 Riib \$24M High School	1,409,644.00	0.00	148,321.75	0.00	1,261,322.25	89.47%
58522	Middle School Bond	1,926,004.00	0.00	0.00	0.00	1,926,004.00	100.00%
58599	Bond/Ran/Tan/Riib Fees	50,000.00	0.00	69,365.00	0.00	(19,365.00)	(38.73)%
58601	Tan Interest	440,000.00	0.00	0.00	0.00	440,000.00	100.00%
Total 905	Debt	17,284,112.00	721,768.12	9,937,097.82	0.00	7,347,014.18	42.51%
950	School Dept						
55000	Program Costs	96,865,038.00	7,835,000.00	54,845,000.00	0.00	42,020,038.00	43.37%
Total 950	School Dept	96,865,038.00	7,835,000.00	54,845,000.00	0.00	42,020,038.00	43.38%
	Total 11000 - General Fund	191,017,267.00	12,887,923.85	103,678,394.27	224,614.73	87,114,258.00	45.61%
Report Total		191,017,267.00	12,887,923.85	103,678,394.27	224,614.73	87,114,258.00	45.61%

**City of East Providence, RI**

Encumbrance Budget \*

11000 - General Fund

From 5/1/2024 Through 5/31/2024

\* This report may be affected by Account Level Security

Account Code	Account Title	FY 24 Budget	Current Period Actual	YTD Actual	YTD Enc	Remaining Balance	Percent Total Budget Remaining - Revised
100	City Council	193,337.00	20,914.83	77,403.08	20,794.39	95,139.53	49.20%
125	Mayor	496,037.00	22,101.86	227,162.47	524.45	268,350.08	54.09%
155	Senior Services	525,437.00	25,609.88	263,301.17	2,662.90	259,472.93	49.38%
170	Information Technology	777,350.00	33,418.53	389,193.73	40,366.94	347,789.33	44.74%
200	City Clerk	809,991.00	34,923.79	407,140.47	12,287.43	390,563.10	48.21%
260	Finance	864,126.00	32,902.45	384,830.76	1,745.29	477,549.95	55.26%
270	Treasury	525,698.00	14,265.52	273,710.22	4,733.40	247,254.38	47.03%
290	Assessment	1,151,506.00	38,368.51	294,271.08	513,833.92	343,401.00	29.82%
300	Planning	899,450.00	40,737.18	431,175.73	6,399.48	461,874.79	51.35%
350	Law	426,778.00	32,147.80	198,243.59	(21,411.86)	249,946.27	58.56%
400	Human Resources	812,072.00	41,620.76	412,441.25	(1,822.88)	401,453.63	49.43%
410	Affirmative Action/Human Services	164,283.00	6,740.77	80,112.76	1,306.25	82,863.99	50.43%
450	Canvassing Authority	313,593.00	10,249.01	126,765.89	1,183.24	185,643.87	59.19%
550	Public Library	2,817,844.00	115,648.86	1,279,065.42	(8,921.74)	1,547,700.32	54.92%
600	Director of Public Works	262,153.00	11,319.67	128,760.62	215.00	133,177.38	50.80%
605	Building Inspection	1,070,824.00	41,918.45	473,825.11	(1,170.00)	598,168.89	55.86%
610	Engineering	719,048.00	23,913.37	313,950.64	16,775.00	388,322.36	54.00%
630	Highway	5,406,756.00	238,778.04	2,513,688.64	144,078.99	2,748,988.37	50.84%
635	Streetslights	580,000.00	14,475.70	118,884.22	16,928.67	444,187.11	76.58%
650	Refuse Disposal	3,743,321.00	204,071.14	1,705,997.43	(800,900.31)	2,838,223.88	75.82%
660	Public Buildings	1,440,082.00	79,024.62	849,484.77	94,541.02	496,056.21	34.44%
670	Central Garage	1,005,657.00	46,902.46	473,279.05	13,049.76	519,328.19	51.64%
700	Police	16,705,665.00	1,260,817.45	10,409,396.90	34,713.26	6,261,554.84	37.48%
720	Animal Shelter	346,396.00	9,071.89	138,689.67	5,647.55	202,058.78	58.33%
730	Harbormaster	62,030.00	841.51	33,743.80	0.00	28,286.20	45.60%
750	Fire	25,406,716.00	1,135,860.93	13,099,575.40	121,872.09	12,185,268.51	47.96%
760	Public Safety Communications	1,383,037.00	50,147.67	638,315.65	19.67	744,701.68	53.84%
800	Recreation	612,295.00	32,983.92	304,063.46	11,141.02	297,090.52	48.52%
801	Pierce Stadium	136,345.00	4,628.07	33,864.02	(1,206.96)	103,687.94	76.04%
850	Carousel	182,917.00	5,379.31	60,114.15	1,772.26	121,030.59	66.16%
900	Miscellaneous	7,027,373.00	701,371.78	2,755,845.30	(6,543.50)	4,278,071.20	60.87%
905	Debt	17,284,112.00	721,768.12	9,937,097.82	0.00	7,347,014.18	42.50%
950	School Dept	96,865,038.00	7,835,000.00	54,845,000.00	0.00	42,020,038.00	43.37%
	Total 11000 - General Fund	191,017,267.00	12,887,923.85	103,678,394.27	224,614.73	87,114,258.00	45.61%

**City of East Providence, RI**

Encumbrance Budget \*

11000 - General Fund

From 5/1/2024 Through 5/31/2024

\* This report may be affected by Account Level Security

Account Code	Account Title	FY 24 Budget	Current Period Actual	YTD Actual	YTD Enc	Remaining Balance	Percent Total Budget Remaining - Revised
Report Total		191,017,267.00	12,887,923.85	103,678,394.27	224,614.73	87,114,258.00	45.61%

**City of East Providence, RI**

Encumbrance Budget \*

14000 - Waste Water

From 5/1/2024 Through 5/31/2024

\* This report may be affected by Account Level Security

Account Code	Account Title	FY 24 Budget	Current Period Actual	YTD Actual	YTD Enc	Remaining Balance	Percent Total Budget Remaining - Revised
680	Wastewater Facilities - Plant						
51110	Regular Salaries	44,497.00	2,049.81	27,256.00	0.00	17,241.00	38.74%
51133	Longevity	2,678.00	0.00	0.00	0.00	2,678.00	100.00%
51201	Overtime	0.00	21.15	211.80	0.00	(211.80)	(100.00)%
52101	Health Insurance	7,103.00	489.74	3,428.18	0.00	3,674.82	51.73%
52102	Life Insurance	275.00	0.00	65.25	0.00	209.75	76.27%
52103	Dental Insurance	353.00	25.06	175.42	0.00	177.58	50.30%
52110	Health Coshare	(1,531.00)	0.00	0.00	0.00	(1,531.00)	100.00%
52208	Mers Pension	10,421.00	452.80	6,020.81	0.00	4,400.19	42.22%
52218	TIAA	472.00	19.14	254.50	0.00	217.50	46.08%
52301	FICA	2,952.00	128.40	1,703.00	0.00	1,249.00	42.31%
52302	Medicare	690.00	30.03	398.27	0.00	291.73	42.27%
52401	Deferred Compensation	433.00	0.00	0.00	0.00	433.00	100.00%
52902	Employee Assistance	11.00	0.00	0.00	0.00	11.00	100.00%
53000	Purchased Professional Services	4,197,016.00	397,412.69	2,796,731.89	1,880,071.37	(479,787.26)	(11.43)%
55200	Insurance	250,000.00	0.00	136,298.46	0.00	113,701.54	45.48%
56215	Electricity	452,894.00	53,038.34	336,241.74	0.00	116,652.26	25.75%
58311	Bond Principal Pmt	1,309,650.00	0.00	0.00	0.00	1,309,650.00	100.00%
58322	Bond Interest	470,816.00	0.00	13,449.80	0.00	457,366.20	97.14%
58599	Bond/Ran/Tan/Riib Fees	75,805.00	0.00	33,090.74	0.00	42,714.26	56.34%
Total 680	Wastewater Facilities - Plant	6,824,535.00	453,667.16	3,355,325.86	1,880,071.37	1,589,137.77	23.29%
685	Wastewater Facilities - Office						
51110	Regular Salaries	44,497.00	1,153.36	15,334.81	0.00	29,162.19	65.53%
51133	Longevity	2,678.00	0.00	0.00	0.00	2,678.00	100.00%
51201	Overtime	0.00	20.59	209.55	0.00	(209.55)	(100.00)%
52101	Health Insurance	7,103.00	489.73	3,428.11	0.00	3,674.89	51.73%
52102	Life Insurance	275.00	0.00	65.30	0.00	209.70	76.25%
52103	Dental Insurance	353.00	25.05	175.35	0.00	177.65	50.32%
52110	Health Coshare	(1,531.00)	0.00	0.00	0.00	(1,531.00)	100.00%
52208	Mers Pension	10,421.00	254.78	3,387.49	0.00	7,033.51	67.49%
52218	TIAA	472.00	10.18	135.35	0.00	336.65	71.32%
52301	FICA	2,952.00	72.78	963.74	0.00	1,988.26	67.35%
52302	Medicare	690.00	17.02	225.37	0.00	464.63	67.33%
52401	Deferred Compensation	433.00	0.00	0.00	0.00	433.00	100.00%
52902	Employee Assistance	11.00	0.00	0.00	0.00	11.00	100.00%

**City of East Providence, RI**

Encumbrance Budget \*

14000 - Waste Water

From 5/1/2024 Through 5/31/2024

\* This report may be affected by Account Level Security

Account Code	Account Title	FY 24 Budget	Current Period Actual	YTD Actual	YTD Enc	Remaining Balance	Percent Total Budget Remaining - Revised
53000	Purchased Professional Services	1,070,456.00	110,984.49	725,075.68	476,465.60	(131,085.28)	(12.24)%
53705	Postage	35,000.00	5,053.06	32,633.34	13,470.37	(11,103.71)	(31.72)%
55200	Insurance	250,000.00	0.00	0.00	0.00	250,000.00	100.00%
56215	Electricity	250,000.00	16,695.18	176,507.25	0.00	73,492.75	29.39%
57402	Sewer - NBC	3,500,000.00	288,705.11	1,973,860.82	0.00	1,526,139.18	43.60%
58311	Bond Principal Pmt	1,481,350.00	0.00	0.00	0.00	1,481,350.00	100.00%
58322	Bond Interest	554,501.00	0.00	225,270.59	0.00	329,230.41	59.37%
58599	Bond/Ran/Tan/Riib Fees	97,608.00	0.00	41,762.47	0.00	55,845.53	57.21%
<b>Total 685</b>	<b>Wastewater Facilities - Office</b>	<b>7,307,269.00</b>	<b>423,481.33</b>	<b>3,199,035.22</b>	<b>489,935.97</b>	<b>3,618,297.81</b>	<b>49.52%</b>
	<b>Total 14000 - Waste Water</b>	<b>14,131,804.00</b>	<b>877,148.49</b>	<b>6,554,361.08</b>	<b>2,370,007.34</b>	<b>5,207,435.58</b>	<b>36.85%</b>
<b>Report Total</b>		<b>14,131,804.00</b>	<b>877,148.49</b>	<b>6,554,361.08</b>	<b>2,370,007.34</b>	<b>5,207,435.58</b>	<b>36.85%</b>

**City of East Providence, RI**

Encumbrance Budget \*

14000 - Waste Water

From 5/1/2024 Through 5/31/2024

\* This report may be affected by Account Level Security

Account Code	Account Title	FY 24 Budget	Current Period Actual	YTD Actual	YTD Enc	Remaining Balance	Percent Total Budget Remaining - Revised
680	Wastewater Facilities - Plant	6,824,535.00	453,667.16	3,355,325.86	1,880,071.37	1,589,137.77	23.28%
685	Wastewater Facilities - Office	7,307,269.00	423,481.33	3,199,035.22	489,935.97	3,618,297.81	49.51%
	Total 14000 - Waste Water	14,131,804.00	877,148.49	6,554,361.08	2,370,007.34	5,207,435.58	36.85%
Report Total		14,131,804.00	877,148.49	6,554,361.08	2,370,007.34	5,207,435.58	36.85%

**City of East Providence, RI**

Encumbrance Budget \*  
12000 - Water

From 5/1/2024 Through 5/31/2024

\* This report may be affected by Account Level Security

Account Code	Account Title	FY 24 Budget	Current Period Actual	YTD Actual	YTD Enc	Remaining Balance	Percent Total Budget Remaining - Revised
690	Water						
51110	Regular Salaries	1,648,146.00	61,010.77	778,698.48	0.00	869,447.52	52.75%
51116	Part Time / Temporary Pay	8,000.00	0.00	0.00	0.00	8,000.00	100.00%
51119	Detail Pay	18,072.00	0.00	0.00	0.00	18,072.00	100.00%
51131	Acting Pay	13,000.00	426.24	5,547.94	0.00	7,452.06	57.32%
51133	Longevity	94,887.00	0.00	0.00	0.00	94,887.00	100.00%
51141	Stipends	10,000.00	0.00	5,174.01	0.00	4,825.99	48.25%
51201	Overtime	0.00	528.82	25,783.51	0.00	(25,783.51)	(100.00)%
51322	Severance Pay	0.00	0.00	2,439.93	0.00	(2,439.93)	(100.00)%
52101	Health Insurance	476,530.00	30,502.94	200,033.69	0.00	276,496.31	58.02%
52102	Life Insurance	10,907.00	0.00	4,391.03	0.00	6,515.97	59.74%
52103	Dental Insurance	20,894.00	1,444.11	9,740.13	0.00	11,153.87	53.38%
52110	Health Coshare	(87,548.00)	(2,116.55)	(24,657.43)	0.00	(62,890.57)	71.83%
52112	Clothing Allowance	800.00	0.00	0.00	0.00	800.00	100.00%
52208	Mers Pension	385,036.00	12,526.87	159,359.84	0.00	225,676.16	58.61%
52218	TIAA	17,430.00	476.38	5,939.60	0.00	11,490.40	65.92%
52301	FICA	109,462.00	3,685.40	48,823.44	0.00	60,638.56	55.39%
52302	Medicare	25,600.00	861.91	11,418.38	0.00	14,181.62	55.39%
52401	Deferred Compensation	11,691.00	0.00	0.00	0.00	11,691.00	100.00%
52902	Employee Assistance	434.00	0.00	0.00	0.00	434.00	100.00%
53000	Purchased Professional Services	100,117.00	4,175.74	24,679.89	25,388.10	50,049.01	49.99%
53705	Postage	58,000.00	10,422.48	38,803.93	13,470.38	5,725.69	9.87%
53706	Food	500.00	0.00	408.00	0.00	92.00	18.40%
54326	Maintenance - Pumping Station	60,000.00	2,876.79	33,094.52	77.43	26,828.05	44.71%
54327	Lab Services	75,000.00	6,906.00	51,956.40	1,067.00	21,976.60	29.30%
54328	River Maintenance	1,000.00	0.00	0.00	0.00	1,000.00	100.00%
54329	RIDH Operating Asst	23,000.00	0.00	0.00	0.00	23,000.00	100.00%
54330	Maintenance - Meters	12,500.00	478.12	6,381.52	11,447.32	(5,328.84)	(42.63)%
54331	Maintenance - Hydrants	14,000.00	931.40	2,400.62	487.41	11,111.97	79.37%
54332	Maintenance - Structures/Improv	5,000.00	0.00	5,458.12	0.00	(458.12)	(9.16)%
54334	City Services	130,120.00	0.00	0.00	0.00	130,120.00	100.00%
54336	Capital - Hydrants	35,000.00	0.00	0.00	0.00	35,000.00	100.00%
54337	Surcharge	301,313.00	0.00	97,649.58	0.00	203,663.42	67.59%
54402	Water	3,230,832.00	229.12	1,131,888.62	0.00	2,098,943.38	64.96%
54403	Telephone/Communications	19,000.00	1,292.75	13,101.49	0.00	5,898.51	31.04%
54601	Rental of Property	25,000.00	0.00	67.64	(96.34)	25,028.70	100.11%
54608	Uniforms & Personal Equipment	4,500.00	0.00	1,215.53	106.45	3,178.02	70.62%

**City of East Providence, RI**

Encumbrance Budget \*

12000 - Water

From 5/1/2024 Through 5/31/2024

\* This report may be affected by Account Level Security

Account Code	Account Title	FY 24 Budget	Current Period Actual	YTD Actual	YTD Enc	Remaining Balance	Percent Total Budget Remaining - Revised
54628	Pipeline Maintenance	75,000.00	494.92	7,688.83	0.00	67,311.17	89.74%
54629	Maintenance of Services	80,000.00	30,646.15	86,822.66	(3,641.04)	(3,181.62)	(3.97)%
55111	Vehicals / Maintenance and Fuel	60,000.00	6,409.14	51,184.97	1,778.57	7,036.46	11.72%
55200	Insurance	227,413.00	0.00	(5,758.22)	0.00	233,171.22	102.53%
55800	Training & Conferences	5,000.00	0.00	5,725.00	(1,400.00)	675.00	13.50%
56100	General Office Expense	2,000.00	215.71	1,290.30	0.00	709.70	35.48%
56102	Small Tools	5,000.00	0.00	200.74	200.74	4,598.52	91.97%
56209	Heating Gas/Oil	18,000.00	337.79	3,637.19	0.00	14,362.81	79.79%
56211	Gas, Oil & Lubricants	5,000.00	0.00	0.00	0.00	5,000.00	100.00%
56215	Electricity	100,000.00	4,148.01	30,259.31	0.00	69,740.69	69.74%
57302	Capital - Vehicle/Outside Equip...	225,000.00	0.00	0.00	0.00	225,000.00	100.00%
57311	Technology Software	69,692.00	3,899.97	45,267.76	0.00	24,424.24	35.04%
57401	Capital - Meter Improvement	400,000.00	0.00	0.00	0.00	400,000.00	100.00%
57403	Repairs - Road	150,000.00	0.00	0.00	0.00	150,000.00	100.00%
57405	Capital - Infrastructure Replace...	1,000,000.00	0.00	0.00	0.00	1,000,000.00	100.00%
57406	Rate Stabilization Fund	100,000.00	0.00	0.00	0.00	100,000.00	100.00%
58102	Dues & Fees	7,500.00	206.58	2,376.04	0.00	5,123.96	68.31%
58311	Bond Principal Pmt	1,376,147.00	0.00	0.00	0.00	1,376,147.00	100.00%
58322	Bond Interest	709,005.00	0.00	206,307.43	0.00	502,697.57	70.90%
58333	RIC/WFA Fees	103,265.00	0.00	46,087.30	0.00	57,177.70	55.36%
58400	Real Estate Taxes	33,334.00	0.00	18,500.12	0.00	14,833.88	44.50%
58599	Bond/Ran/Tan/Rib Fees	0.00	0.00	28,700.00	1,200.00	(29,900.00)	(100.00)%
Total 690	Water	11,609,579.00	183,017.56	3,168,087.84	50,086.02	8,391,405.14	72.28%
	Total 12000 - Water	11,609,579.00	183,017.56	3,168,087.84	50,086.02	8,391,405.14	72.28%
Report Total		11,609,579.00	183,017.56	3,168,087.84	50,086.02	8,391,405.14	72.28%



**City of East Providence, RI**

Encumbrance Budget \*

12000 - Water

From 5/1/2024 Through 5/31/2024

\* This report may be affected by Account Level Security

Account Code	Account Title	FY 24 Budget	Current Period Actual	YTD Actual	YTD Enc	Remaining Balance	Percent Total Budget Remaining - Revised
690	Water	11,609,579.00	183,017.56	3,168,087.84	50,086.02	8,391,405.14	72.28%
	Total 12000 - Water	11,609,579.00	183,017.56	3,168,087.84	50,086.02	8,391,405.14	72.28%
Report Total		11,609,579.00	183,017.56	3,168,087.84	50,086.02	8,391,405.14	72.28%

**City of East Providence, RI**

Encumbrance Budget \*

31100 - Capital Fund

From 11/1/2020 Through 5/31/2024

\* This report may be affected by Account Level Security

Account Code	Account Title	YTD Budget - Original	YTD Budget - Revised	Current Period Actual	YTD Actual	YTD Enc	Budget Remaining	Percent Totz Budget Remaining
000	General							
59999	Transfer Out	0.00	0.00	6,328,630.00	6,328,630.00	0.00	(6,328,630.00)	0.00%
<b>Total 000</b>	<b>General</b>	<b>0.00</b>	<b>0.00</b>	<b>6,328,630.00</b>	<b>6,328,630.00</b>	<b>0.00</b>	<b>(6,328,630.00)</b>	<b>0.00%</b>
100	City Council							
62101	Tree Planting Bullocks Point	25,000.00	25,000.00	9,419.00	9,419.00	7,160.00	8,421.00	33.68%
62118	Willett Pond Improvements	125,000.00	125,000.00	43,720.57	43,720.57	8,316.69	72,962.74	58.37%
<b>Total 100</b>	<b>City Council</b>	<b>150,000.00</b>	<b>150,000.00</b>	<b>53,139.57</b>	<b>53,139.57</b>	<b>15,476.69</b>	<b>81,383.74</b>	<b>54.26%</b>
155	Senior Services							
62416	14 Passenger Bus	110,000.00	110,000.00	59,524.00	59,524.00	0.00	50,476.00	45.89%
<b>Total 155</b>	<b>Senior Services</b>	<b>110,000.00</b>	<b>110,000.00</b>	<b>59,524.00</b>	<b>59,524.00</b>	<b>0.00</b>	<b>50,476.00</b>	<b>45.89%</b>
170	Information Technology							
62419	Cybersecurity Audit	40,000.00	40,000.00	6,050.00	6,050.00	40,820.00	(6,870.00)	(17.18)%
62420	Conference Room Upgrades	30,000.00	30,000.00	0.00	0.00	0.00	30,000.00	100.00%
<b>Total 170</b>	<b>Information Technology</b>	<b>70,000.00</b>	<b>70,000.00</b>	<b>6,050.00</b>	<b>6,050.00</b>	<b>40,820.00</b>	<b>23,130.00</b>	<b>33.04%</b>
270	Treasury							
62302	New Office Carpet	10,000.00	10,000.00	0.00	0.00	0.00	10,000.00	100.00%
<b>Total 270</b>	<b>Treasury</b>	<b>10,000.00</b>	<b>10,000.00</b>	<b>0.00</b>	<b>0.00</b>	<b>0.00</b>	<b>10,000.00</b>	<b>100.00%</b>
300	Planning							
61902	20-Year City Comprehensive Pl...	80,000.00	80,000.00	78,055.13	78,055.13	3,238.51	(1,293.64)	(1.62)%
62019	Arts Grant	45,325.00	45,325.00	21,970.15	21,970.15	1,500.00	21,854.85	48.22%
62303	Tree Planting	50,000.00	50,000.00	49,841.94	49,841.94	158.06	0.00	0.00%
62304	Public Art	50,000.00	50,000.00	21,611.31	21,611.31	0.00	28,388.69	56.78%
<b>Total 300</b>	<b>Planning</b>	<b>225,325.00</b>	<b>225,325.00</b>	<b>171,478.53</b>	<b>171,478.53</b>	<b>4,896.57</b>	<b>48,949.90</b>	<b>21.72%</b>
550	Public Library							
62305	Weaver Library Painting	50,000.00	50,000.00	43,574.85	43,574.85	97.11	6,328.04	12.66%
<b>Total 550</b>	<b>Public Library</b>	<b>50,000.00</b>	<b>50,000.00</b>	<b>43,574.85</b>	<b>43,574.85</b>	<b>97.11</b>	<b>6,328.04</b>	<b>12.66%</b>

**City of East Providence, RI**

Encumbrance Budget \*

31100 - Capital Fund

From 11/1/2020 Through 5/31/2024

\* This report may be affected by Account Level Security

Account Code	Account Title	YTD Budget - Original	YTD Budget - Revised	Current Period Actual	YTD Actual	YTD Enc	Budget Remaining	Percent Totz Budget Remaining
600	Director of Public Works							
61806	Road Repair/Maint per council	4,203,930.58	4,203,930.58	4,020,697.47	4,020,697.47	183,233.11	0.00	0.00%
<b>Total 600</b>		<b>4,203,930.58</b>	<b>4,203,930.58</b>	<b>4,020,697.47</b>	<b>4,020,697.47</b>	<b>183,233.11</b>	<b>0.00</b>	<b>0.00%</b>
610	Engineering							
62012	Taunton Ave Drainage Improve...	125,000.00	125,000.00	0.00	0.00	125,000.00	0.00	0.00%
62020	Pedestrian Signal Improvements	50,000.00	50,000.00	35,891.57	35,891.57	0.00	14,108.43	28.22%
62204	Two new computers - GIS & Su...	6,000.00	6,000.00	2,020.14	2,020.14	0.00	3,979.86	66.33%
62306	City Road Improvements	1,000,000.00	1,000,000.00	533,174.45	533,174.45	452,435.60	14,389.95	1.44%
<b>Total 610</b>		<b>1,181,000.00</b>	<b>1,181,000.00</b>	<b>571,086.16</b>	<b>571,086.16</b>	<b>577,435.60</b>	<b>32,478.24</b>	<b>2.75%</b>
630	Highway							
62034	Sabin Point Boat Ramp	30,000.00	30,000.00	0.00	0.00	37,130.77	(7,130.77)	(23.77)%
62119	Sidewalks	1,000,000.00	1,000,000.00	750,600.91	750,600.91	249,399.09	0.00	0.00%
62226	3/4 ton pickup w/plow package	45,000.00	45,000.00	44,043.06	44,043.06	0.00	956.94	2.13%
62228	Top dresser PTO	15,000.00	15,000.00	14,999.25	14,999.25	0.00	0.75	0.01%
62229	Irrigation - Pierce field little lea...	40,000.00	40,000.00	9,160.24	9,160.24	0.00	30,839.76	77.10%
62231	Kent Heights Park improvements	200,000.00	200,000.00	40,108.37	40,108.37	159,891.63	0.00	0.00%
62232	Glenlyon Park improvements	150,000.00	150,000.00	29,715.38	29,715.38	89,694.40	30,590.22	20.39%
62234	Tree planting	25,000.00	25,000.00	25,000.00	25,000.00	1,000.00	(1,000.00)	(4.00)%
62239	KRob Skate Park Repairs/Impro...	0.00	25,000.00	18,672.48	18,672.48	0.00	6,327.52	25.31%
62240	Riverside Recreation Field Impr...	0.00	475,000.00	136,820.63	136,820.63	10,980.00	327,199.37	68.88%
62311	2 Bobcat Articulating Loader w/...	165,000.00	165,000.00	127,242.32	127,242.32	20,538.00	17,219.68	10.44%
62318	Kettle Point Ramp ADA	50,000.00	50,000.00	0.00	0.00	0.00	50,000.00	100.00%
62319	Traffic Calming	150,000.00	100,000.00	51,217.38	51,217.38	39,500.00	9,282.62	9.28%
62320	Glenlyon Field Lights	150,000.00	150,000.00	11,124.84	11,124.84	21,078.00	117,797.16	78.53%
62338	Lyle Bourne Playground	0.00	50,000.00	0.00	0.00	0.00	50,000.00	100.00%
62404	Bucket Truck	90,000.00	90,000.00	35,000.00	35,000.00	55,000.00	0.00	0.00%
62405	JetVac Truck	140,000.00	140,000.00	0.00	0.00	129,453.00	10,547.00	7.53%
62406	Roll Off Truck	130,000.00	130,000.00	0.00	0.00	124,766.00	5,234.00	4.03%
62407	Application Tanks	70,000.00	70,000.00	65,538.00	65,538.00	4,462.00	0.00	0.00%
62408	Equipment Trailer	25,000.00	25,000.00	2,116.99	2,116.99	0.00	22,883.01	91.53%
62409	Tree Planting	50,000.00	50,000.00	0.00	0.00	841.94	49,158.06	98.32%
<b>Total 630</b>		<b>2,525,000.00</b>	<b>3,025,000.00</b>	<b>1,361,359.85</b>	<b>1,361,359.85</b>	<b>943,734.83</b>	<b>719,905.32</b>	<b>23.80%</b>

**City of East Providence, RI**

Encumbrance Budget \*

31100 - Capital Fund

From 11/1/2020 Through 5/31/2024

\* This report may be affected by Account Level Security

Account Code	Account Title	YTD Budget - Original	YTD Budget - Revised	Current Period Actual	YTD Actual	YTD Enc	Budget Remaining	Percent Totz Budget Remaining
650	Refuse Disposal							
62307	Recycling Center Check-in Build...	10,000.00	10,000.00	0.00	0.00	0.00	10,000.00	100.00%
<b>Total 650</b>		10,000.00	10,000.00	0.00	0.00	0.00	10,000.00	100.00%
660	Public Buildings							
61916	Weaver House-Exterior Painting...	76,775.60	76,775.60	0.00	0.00	76,775.60	0.00	0.00%
61921	Electronic Access System at Cit...	80,000.00	80,000.00	80,668.67	80,668.67	0.00	(668.67)	(0.84)%
61926	Surveillance Cameras at Pierce,...	18,000.00	18,000.00	9,293.74	9,293.74	0.00	8,706.26	48.37%
62210	DPW garage-update heating co...	50,000.00	50,000.00	0.00	0.00	0.00	50,000.00	100.00%
62211	City Hall-new controls HVAC & ...	25,000.00	25,000.00	25,000.00	25,000.00	0.00	0.00	0.00%
62213	City Hall-install of fire proof car...	50,000.00	50,000.00	0.00	0.00	0.00	50,000.00	100.00%
62215	City Hall-new outside LED lighting	30,000.00	30,000.00	2,375.00	2,375.00	(2,375.00)	30,000.00	100.00%
62216	(4) Car & truck charging stations	25,000.00	25,000.00	0.00	0.00	0.00	25,000.00	100.00%
62321	Weaver House-Exterior Repairs	120,000.00	120,000.00	0.00	0.00	99,824.40	20,175.60	16.81%
62322	City Hall - HVAC Upgrades	70,000.00	70,000.00	15,942.79	15,942.79	54,057.21	0.00	0.00%
62323	Citywide Gutter Repairs	30,000.00	30,000.00	1,900.00	1,900.00	7,330.00	20,770.00	69.23%
62411	Plow Truck with Sander	90,000.00	90,000.00	79,938.80	79,938.80	0.00	10,061.20	11.18%
62412	Van for Custodians	35,000.00	35,000.00	17,000.00	17,000.00	0.00	18,000.00	51.43%
62413	Council Chamber Upgrades	65,000.00	65,000.00	0.00	0.00	0.00	65,000.00	100.00%
<b>Total 660</b>	Public Buildings	764,775.60	764,775.60	232,119.00	232,119.00	235,612.21	297,044.39	38.84%
670	Central Garage							
61906	Central Garage-Life & Fire Safe...	150,000.00	150,000.00	87,533.26	87,533.26	60,188.00	2,278.74	1.52%
62219	Fuel MGT system	75,000.00	75,000.00	0.00	0.00	0.00	75,000.00	100.00%
<b>Total 670</b>	Central Garage	225,000.00	225,000.00	87,533.26	87,533.26	60,188.00	77,278.74	34.35%
700	Police							
62220	Police sub station	175,000.00	175,000.00	0.00	0.00	0.00	175,000.00	100.00%
62327	Police Station Boiler Replacement	140,000.00	140,000.00	0.00	0.00	0.00	140,000.00	100.00%
<b>Total 700</b>	Police	315,000.00	315,000.00	0.00	0.00	0.00	315,000.00	100.00%
720	Animal Shelter							
62328	Animal Control HVAC/Water He...	85,000.00	85,000.00	2,014.75	2,014.75	1,936.11	81,049.14	95.35%

**City of East Providence, RI**

Encumbrance Budget \*

31100 - Capital Fund

From 11/1/2020 Through 5/31/2024

\* This report may be affected by Account Level Security

Account Code	Account Title	YTD Budget - Original	YTD Budget - Revised	Current Period Actual	YTD Actual	YTD Enc	Budget Remaining	Percent Totz Budget Remaining
Total 720	Animal Shelter	85,000.00	85,000.00	2,014.75	2,014.75	1,936.11	81,049.14	95.35%
750	Fire							
62016	Lease Payment for Fire Engine	247,966.00	839,020.43	629,266.29	629,266.29	0.00	209,754.14	25.00%
62222	Replacement of Engine 4 (foam...	200,000.00	200,000.00	0.00	0.00	0.00	200,000.00	100.00%
62329	Final Lease Payments for Ladder...	209,755.00	209,755.00	0.00	0.00	0.00	209,755.00	100.00%
62330	Replacement of Engine 4 - Foa...	200,000.00	200,000.00	0.00	0.00	0.00	200,000.00	100.00%
62331	Replacement of Engine 5	200,000.00	200,000.00	0.00	0.00	0.00	200,000.00	100.00%
62401	Ladder Truck Payment	209,775.00	209,775.00	0.00	0.00	0.00	209,775.00	100.00%
62402	Rescue 3	450,000.00	450,000.00	0.00	0.00	0.00	450,000.00	100.00%
Total 750	Fire	1,717,496.00	2,308,550.43	629,266.29	629,266.29	0.00	1,679,284.14	72.74%
800	Recreation							
62223	Landscaping and Lighting (Seni...	30,000.00	30,000.00	0.00	0.00	0.00	30,000.00	100.00%
62417	20 Passenger Mini Bus with Lift	70,000.00	70,000.00	70,000.00	70,000.00	0.00	0.00	0.00%
62418	Storage Unit	2,079.00	2,079.00	1,804.70	1,804.70	0.00	274.30	13.19%
Total 800	Recreation	102,079.00	102,079.00	71,804.70	71,804.70	0.00	30,274.30	29.66%
801	Pierce Stadium							
61604	Pierce Field Bathroom Upgrades	22,511.38	22,511.38	2,839.13	2,839.13	0.00	19,672.25	87.39%
62024	Pavilion with Gazebo	75,000.00	75,000.00	65,191.34	65,191.34	0.00	9,808.66	13.08%
62332	Bathroom at Pierce Field Conce...	75,000.00	75,000.00	0.00	0.00	59,700.00	15,300.00	20.40%
62334	Pierce Batting Cages	50,000.00	50,000.00	0.00	0.00	0.00	50,000.00	100.00%
Total 801	Pierce Stadium	222,511.38	222,511.38	68,030.47	68,030.47	59,700.00	94,780.91	42.60%
840	Parks							
62120	Park Upgrades	175,000.00	175,000.00	214,574.50	214,574.50	0.00	(39,574.50)	(22.61)%
Total 840	Parks	175,000.00	175,000.00	214,574.50	214,574.50	0.00	(39,574.50)	(22.61)%
850	Carousel							
62018	FY23 Crescent Park Concession...	100,000.00	100,000.00	0.00	0.00	0.00	100,000.00	100.00%
62025	Concession Building	150,000.00	150,000.00	8,649.50	8,649.50	118,972.50	22,378.00	14.92%
62117	Carousel Facilities Improvements	150,000.00	150,000.00	0.00	0.00	0.00	150,000.00	100.00%
62235	Carousel-upper window restora...	17,760.00	17,760.00	0.00	0.00	0.00	17,760.00	100.00%

**City of East Providence, RI**

Encumbrance Budget \*

31100 - Capital Fund

From 11/1/2020 Through 5/31/2024

\* This report may be affected by Account Level Security

Account Code	Account Title	YTD Budget - Original	YTD Budget - Revised	Current Period Actual	YTD Actual	YTD Enc	Budget Remaining	Percent Total Budget Remaining
62236	Carousel-reinforce and restore	6,380.00	6,380.00	0.00	0.00	0.00	6,380.00	100.00%
62237	Carousel-building floors (sand ...	10,000.00	10,000.00	0.00	0.00	0.00	10,000.00	100.00%
62241	Enhancements to Crescent Park...	0.00	150,000.00	0.00	0.00	0.00	150,000.00	100.00%
62242	Crescent Park Concession Infra...	0.00	225,000.00	0.00	0.00	0.00	225,000.00	100.00%
62335	Stabilization Phase 2	150,000.00	150,000.00	0.00	0.00	0.00	150,000.00	100.00%
Total 850	Carousel	584,140.00	959,140.00	8,649.50	8,649.50	118,972.50	831,518.00	86.69%
950	School Dept							
62421	Myron J Francis Boiler	130,000.00	130,000.00	0.00	0.00	0.00	130,000.00	100.00%
62422	Gym Curtain	35,000.00	35,000.00	23,959.00	23,959.00	0.00	11,041.00	31.55%
62423	Orlo Playground Fence	52,000.00	52,000.00	0.00	0.00	0.00	52,000.00	100.00%
Total 950	School Dept	217,000.00	217,000.00	23,959.00	23,959.00	0.00	193,041.00	88.96%
	Total 31100 - Capital Fund	12,943,257.56	14,409,311.99	13,953,491.90	13,953,491.90	2,242,102.73	(1,786,282.64)	(12.40)%
Report Total		12,943,257.56	14,409,311.99	13,953,491.90	13,953,491.90	2,242,102.73	(1,786,282.64)	0.00%

**City of East Providence, RI**

11000 - General Fund

From 5/1/2024 Through 5/31/2024

\* This report may be affected by Account Level Security

Revenue	Original Budget	Revised Budget	Current Period Actual	Current Year Actual	Total Budget Variance - Revised	% Rcv'd
Non-Utility Taxes	0.00	0.00	0.00	(195.00)	(195.00)	0.00%
40005	0.00	0.00	0.00	(195.00)	(195.00)	0.00%
Taxes	115,023,418.00	115,023,418.00	186,546.12	25,650,345.15	(89,373,072.85)	22.30%
40006	115,023,418.00	115,023,418.00	186,546.12	25,650,345.15	(89,373,072.85)	22.30%
Taxes - Penalty/Interest/Collection	800,000.00	800,000.00	25,264.21	607,719.55	(192,280.45)	75.96%
40007	800,000.00	800,000.00	25,264.21	607,719.55	(192,280.45)	75.96%
Tax Sale Levy	0.00	0.00	409.30	108,525.49	108,525.49	0.00%
40051	0.00	0.00	409.30	108,525.49	108,525.49	0.00%
Tax Sale Redemptions	0.00	0.00	(555,311.38)	0.00	0.00	0.00%
40052	0.00	0.00	(555,311.38)	0.00	0.00	0.00%
Cleaning & Clearing	0.00	0.00	750.00	21,862.50	21,862.50	0.00%
40055	0.00	0.00	750.00	21,862.50	21,862.50	0.00%
Interest	0.00	0.00	1,932.80	87,001.33	87,001.33	0.00%
40150	0.00	0.00	1,932.80	87,001.33	87,001.33	0.00%
Interest - OSIP EP Investments	0.00	0.00	4,096.78	154,631.53	154,631.53	0.00%
40154	0.00	0.00	4,096.78	154,631.53	154,631.53	0.00%
Telephone Tax	587,726.00	587,726.00	0.00	0.00	(587,726.00)	0.00%
41100	587,726.00	587,726.00	0.00	0.00	(587,726.00)	0.00%
Meals	1,398,079.00	1,398,079.00	127,125.09	827,376.82	(570,702.18)	59.17%
41200	1,398,079.00	1,398,079.00	127,125.09	827,376.82	(570,702.18)	59.17%
Hotel	90,672.00	90,672.00	5,161.84	33,975.12	(56,696.88)	37.47%
41300	90,672.00	90,672.00	5,161.84	33,975.12	(56,696.88)	37.47%
Pilot	286,807.00	286,807.00	0.00	0.00	(286,807.00)	0.00%
41400	286,807.00	286,807.00	0.00	0.00	(286,807.00)	0.00%
Library Aid	445,181.00	445,181.00	111,295.25	445,181.00	0.00	100.00%
41500	445,181.00	445,181.00	111,295.25	445,181.00	0.00	100.00%
MV	11,433,478.00	11,433,478.00	0.00	2,858,369.70	(8,575,108.30)	25.00%
41600	11,433,478.00	11,433,478.00	0.00	2,858,369.70	(8,575,108.30)	25.00%
School Housing Aid - City	8,736,954.00	8,736,954.00	0.00	7,127,384.65	(1,609,569.35)	81.57%
41700	8,736,954.00	8,736,954.00	0.00	7,127,384.65	(1,609,569.35)	81.57%
Library Construction Aid	51,900.00	51,900.00	0.00	0.00	(51,900.00)	0.00%
42100	51,900.00	51,900.00	0.00	0.00	(51,900.00)	0.00%
School State Aid	39,186,557.00	39,186,557.00	0.00	19,530,079.00	(19,656,478.00)	49.83%
43100	39,186,557.00	39,186,557.00	0.00	19,530,079.00	(19,656,478.00)	49.83%
Medicaid	1,200,000.00	1,200,000.00	0.00	0.00	(1,200,000.00)	0.00%
43500	1,200,000.00	1,200,000.00	0.00	0.00	(1,200,000.00)	0.00%
School Other	1,475,000.00	1,475,000.00	0.00	0.00	(1,475,000.00)	0.00%
43700	1,475,000.00	1,475,000.00	0.00	0.00	(1,475,000.00)	0.00%
General Revenue	6,856,495.00	6,856,495.00	645,583.10	2,515,041.48	(4,341,453.52)	36.68%
44000	6,856,495.00	6,856,495.00	645,583.10	2,515,041.48	(4,341,453.52)	36.68%
Sensys Gatso - Cameras	0.00	0.00	251,036.90	1,805,086.14	1,805,086.14	0.00%
44006	0.00	0.00	251,036.90	1,805,086.14	1,805,086.14	0.00%
Police Detail	735,000.00	735,000.00	287,639.95	1,281,347.63	546,347.63	174.33%
44701	735,000.00	735,000.00	287,639.95	1,281,347.63	546,347.63	174.33%
Fire Rescue Billing	2,450,000.00	2,450,000.00	224,168.10	1,538,685.33	(911,314.67)	62.80%
44751	2,450,000.00	2,450,000.00	224,168.10	1,538,685.33	(911,314.67)	62.80%
Sale of City Property	0.00	0.00	0.00	384,000.00	384,000.00	0.00%
44902	0.00	0.00	0.00	384,000.00	384,000.00	0.00%
Rent - Cell Tower	110,000.00	110,000.00	9,008.70	63,060.90	(46,939.10)	57.32%
44910	110,000.00	110,000.00	9,008.70	63,060.90	(46,939.10)	57.32%
Rent - Forbes St Solar Project	150,000.00	150,000.00	0.00	74,500.00	(75,500.00)	49.66%
44911	150,000.00	150,000.00	0.00	74,500.00	(75,500.00)	49.66%
Total Revenue	191,017,267.00	191,017,267.00	1,324,706.76	65,113,978.32	(125,903,288.68)	34.09%

**City of East Providence, RI**

\*

12000 - Water

From 5/1/2024 Through 5/31/2024

\* This report may be affected by Account Level Security

	Original Budget	Revised Budget	Current Period Actual	Current Year Actual	Total Budget Variance - Revised	% Rcv'd
Revenue						
40010 Service Fixed Charge	1,856,484.00	1,856,484.00	169,206.77	1,178,909.04	(677,574.96)	63.50%
40020 Service Water Consumption	8,940,810.00	8,940,810.00	784,837.42	4,561,157.31	(4,379,652.69)	51.01%
40030 Service RI Surcharge	306,315.00	306,315.00	28,645.13	166,222.59	(140,092.41)	54.26%
40035 Service RI Surcharge Exempt	0.00	0.00	(2,800.12)	(18,920.47)	(18,920.47)	0.00%
40040 Sales Tax	100,000.00	100,000.00	20,572.83	88,899.73	(11,100.27)	88.89%
40045 Whole Sale Water	530,832.00	530,832.00	40,440.56	305,042.64	(225,789.36)	57.46%
40070 Fire Protection	63,775.00	63,775.00	0.00	63,775.00	0.00	100.00%
40080 Service Unapplied Credits	0.00	0.00	0.00	580.57	580.57	0.00%
40090 Other - Water	20,000.00	20,000.00	9,080.78	(5,897.09)	(25,897.09)	(29.48)%
40095 Penalty - Harris	50,349.00	50,349.00	3,021.18	46,390.49	(3,958.51)	92.13%
40100 New Water Connections	25,000.00	25,000.00	0.00	10,145.00	(14,855.00)	40.58%
40106 Misc Other Charges	0.00	0.00	0.00	200.00	200.00	0.00%
40150 Interest	30,000.00	30,000.00	6,937.14	47,474.28	17,474.28	158.24%
40410 Sales of Materials	2,500.00	2,500.00	0.00	0.00	(2,500.00)	0.00%
44007 Tax Refunds	0.00	0.00	(200.00)	(910.49)	(910.49)	0.00%
44270 Water EFT Adjustments	0.00	0.00	0.00	(1,575.00)	(1,575.00)	0.00%
44900 Miscellaneous Revenue	12,974.00	12,974.00	100.00	8,689.17	(4,284.83)	66.97%
<b>Total Revenue</b>	<b>11,939,039.00</b>	<b>11,939,039.00</b>	<b>1,059,841.69</b>	<b>6,450,182.77</b>	<b>(5,488,856.23)</b>	<b>54.03%</b>



**City of East Providence, RI**

\*

14000 - Waste Water

From 5/1/2024 Through 5/31/2024

\* This report may be affected by Account Level Security

Revenue	Original Budget	Revised Budget	Current Period Actual	Current Year Actual	Total Budget Variance - Revised	% Rcv'd
40050 Service Sewer Facility	1,265,000.00	1,265,000.00	183,720.16	1,269,015.03	4,015.03	100.31%
40060 Service Sewer Consumption	7,551,336.00	7,551,336.00	710,006.64	4,766,394.67	(2,784,941.33)	63.11%
40073 Sewer Interest	5,000.00	5,000.00	0.00	0.00	(5,000.00)	0.00%
40095 Penalty - Harris	75,000.00	75,000.00	3,568.80	59,425.60	(15,574.40)	79.23%
40110 Sewer Facility	90,000.00	90,000.00	17,115.39	111,813.48	21,813.48	124.23%
40120 Sewer Consumption	3,450,000.00	3,450,000.00	315,690.16	2,157,702.13	(1,292,297.87)	62.54%
40121 Sewer Barrington	1,620,000.00	1,620,000.00	0.00	(67,649.00)	(1,687,649.00)	(4.17)%
40150 Interest	30,468.00	30,468.00	30.58	210.00	(30,258.00)	0.68%
40210 WPC Permit	25,000.00	25,000.00	0.00	19,341.74	(5,658.26)	77.36%
40290 Other - Sewer	10,000.00	10,000.00	8,817.00	17,173.16	7,173.16	171.73%
40300 New Sewer Connection	10,000.00	10,000.00	10,133.00	71,653.00	61,653.00	716.53%
44900 Miscellaneous Revenue	0.00	0.00	0.00	852.46	852.46	0.00%
<b>Total Revenue</b>	<b>14,131,804.00</b>	<b>14,131,804.00</b>	<b>1,249,081.73</b>	<b>8,405,932.27</b>	<b>(5,725,871.73)</b>	<b>59.48%</b>

# Proclamation



*For the City of East Providence by His Honor  
Mayor Roberto L. DaSilva  
"Peruvian Independence Day"*

*WHEREAS, on this day, the community comes together to honor Peru's Independence Day, celebrate the achievements and contributions of our Peruvian residents, and strengthen the bonds of friendship and understanding between all cultures and backgrounds; and*

*WHEREAS, East Providence recognizes the historical significance of Peruvian Independence Day, which commemorates Peru's independence from Spanish colonial rule and the birth of Peru; and*

*WHEREAS, on July 28, 1821, the Argentine liberator, General Jose de San Martin proclaimed the independence of the Peru, which was followed by the promulgation of a Democratic Constitution in 1822; and*

*WHEREAS, in 1824, Simon Bolivar's forces defeated the Spanish at the Battles of Junin and Ayacucho, assuring Peruvian independence would remain; and*

*WHEREAS, in addition, we recognize Peruvian President Ramon Castilla who served from 1845 to 1851 and then again from 1855 until 1862, as he not only fought for independence from Peru, but also brought stability, reform and direction to the government and economy of Peru; and*


*WHEREAS, this day serves as an opportunity to honor the rich heritage, traditions, and contributions of the Peruvian people that reside in the City of East Providence; and*

*WHEREAS, we value diversity, inclusivity, and the celebration of multiculturalism, recognizing that the Peruvian community and its traditions are integral to the social fabric of our city; and*

*WHEREAS, the Peruvian community in Rhode Island, under the coordination of the Andean Cultural Center of Rhode Island, is happy to celebrate the 203<sup>rd</sup> Anniversary of the independence of Peru with everyone including those in the City of East Providence.*

*THEREFORE, I, Mayor Roberto L. DaSilva, on behalf of the City of East Providence, proclaim that Sunday, July 28<sup>th</sup>, 2024 be recognized as "Peruvian Independence Day" in the City of East Providence.*

*In recognition whereof, I have hereby set my hand and caused the seal of the City of East Providence to be hereunto affixed this 18<sup>th</sup> day of June 2024.*

  
Roberto L. DaSilva  
Mayor



# Proclamation



*For the City of East Providence by His Honor  
Mayor Roberto L. DaSilva*

## *“Harry ‘Hawk’ Edmonds”*

*WHEREAS, Harry "Hawk" Edmonds is an esteemed member of the Pokanoket Tribal Nation, serving as their “Sachem” or “Chief”; and*

*WHEREAS, Edmonds is a direct descendant of Annawon, the Pineese War Chief for the Massasoit; and*

*WHEREAS, Edmonds actively participates in initiatives for Indigenous communities as well as the Mayor’s Advisory Council on Indigenous Affairs; and*

*WHEREAS, Edmonds is also a proud member and honoree of the Massachusetts Center for Native American Awareness; and*

*WHEREAS, Edmonds’ passion and connection to his Indigenous heritage is most proudly displayed in his performances at Powwows held throughout Rhode Island, Massachusetts, and Connecticut; and*

*WHEREAS, in addition to his Indigenous roots, Edmonds comes from a lineage of distinguished athletes, showcasing exceptional talent in football, baseball, and basketball, thereby leaving an incredible mark on sport and community; and*

*WHEREAS, Edmonds, following his father's footsteps, excelled in athletics, becoming a Rhode Island All-State first team selection in basketball and a standout player in football; and*

*WHEREAS, Edmonds achieved notable successes, including leading East Providence High School to a state basketball championship and being inducted into the East Providence Hall of Fame in 2014; and*

*WHEREAS, Edmonds continued his athletic journey at the University of Rhode Island, showcasing remarkable skill and contributing to notable victories that are remembered to this day; and*


*WHEREAS, Edmonds expanded his athletic repertoire to golf, showcasing his commitment, hardwork and dedication, winning the Boston Open Golf Championship in 1993 at the age of 57; and*

*WHEREAS, the Edmonds family legacy is rooted in a block of land, locally known as "Edmondsville", which encompasses Grosvenor Avenue, North Hull Street and Leonard Avenue that has been a cherished part of the community for generations; and*

*WHEREAS, the recognition of Harry "Hawk" Edmonds is a testament to his lasting legacy and the Edmonds family's enduring presence in East Providence for nearly 200 years; and*

***THEREFORE, I, Mayor Roberto L. DaSilva, on behalf of the city of East Providence, do hereby proclaim that Leonard Avenue be recognized as Harry "Hawk" Edmonds Way to honor him for his outstanding achievements in athletics, community service, and Indigenous leadership in the City of East Providence. Aho!***

*In recognition whereof I have hereby set my hand and caused the Seal of the City of East Providence to be hereunto affixed this 18<sup>th</sup> day of June 2024.*



Roberto L. DaSilva  
Mayor



# Proclamation



For the City of East Providence by His Honor  
**Mayor Roberto L. DaSilva**

## “CAPE VERDEAN INDEPENDENCE DAY”

*WHEREAS, Cape Verdean Independence Day is celebrated annually on July 5<sup>th</sup> after officially gaining their independence in 1975; and*

*WHEREAS, East Providence is home to a large Cape Verdean community that has become an important part of the City; and*

*WHEREAS, we will continue to support the Cape Verdean immigrants and their descendants as they embark on journeys and ventures within our City; and*

*WHEREAS, East Providence is home to one of the oldest Cape Verdean Progressive Centers in the nation as well as the birthplace of the Cape Verdean Museum; and*

*WHEREAS, Cape Verdean's have become an important fiber in the fabric of our community in roles of leadership, as mentors, and much more; and*

*WHEREAS, we remember Cape Verdean heroes such as Amilcar Cabral who paid the ultimate price for Cape Verdeans to live peacefully and independently; and*

*WHEREAS, we remember these words spoken by Amilcar Cabral, “Always bear in mind that the people are not fighting for ideas, for the things in anyone’s head. They are fighting to win material benefits, to live better and in peace, to see their lives go forward, to guarantee the future of their children.”*

*THEREFORE, I, Mayor Roberto L. DaSilva, on behalf of the city of East Providence, proclaim July 5<sup>th</sup>, 2024 as the 49<sup>th</sup> Anniversary of Cape Verde Independence Day in the City of East Providence.*

*In recognition whereof I have hereby set my hand and caused the Seal of the City of East Providence to be hereunto affixed this 18<sup>th</sup> day of May 2024.*

Roberto L. DaSilva  
Mayor



# ORDINANCE

**STATE OF RHODE ISLAND**

**CITY OF EAST PROVIDENCE**

**CHAPTER**

**AN ORDINANCE OF THE COUNCIL OF THE CITY OF EAST PROVIDENCE  
AMENDING ORDINANCE CHAPTER 911 REALLOCATING AND  
REAPPROPRIATING UP TO \$3,000,000 TOWARD A COMMUNITY RECREATION  
CENTER**

**THE COUNCIL OF THE CITY OF EAST PROVIDENCE HEREBY ORDAINS:**

**SECTION I.** The City Council hereby amends ordinance Chapter 911 adopted on December 5, 2023 which appropriated up to \$3,000,000 from Federal ARPA funds toward a Community Recreation Center.

**SECTION II.** The City Council hereby reallocates and reappropriates up to \$3,000,000 formerly allocated toward a Community Recreation Center to be funded from Federal ARPA funds toward the former Oldham School building for upgrades needed for the building including but not limited to a roof, doors, windows, HVAC, and other parts of the building that require maintenance.

**SECTION III.** This ordinance shall take effect upon its second passage and all ordinances or parts of ordinances inconsistent herewith are hereby repealed.

Given first passage \_\_\_\_\_ and referred to \_\_\_\_\_ at 6:30 p.m. for a hearing and consideration of final passage and adopted \_\_\_\_\_.

Attest:

\_\_\_\_\_  
City Clerk of the City of East Providence, Rhode Island

Introduced by: Councilman Lawson

STATE OF RHODE ISLAND  
CITY OF EAST PROVIDENCE

CHAPTER 921

AN ORDINANCE IN AMENDMENT OF CHAPTER 18 OF THE  
REVISED ORDINANCES OF THE CITY OF EAST PROVIDENCE,  
RHODE ISLAND, 1998, AS AMENDED, ENTITLED  
"VEHICLES AND TRAFFIC"

THE COUNCIL OF THE CITY OF EAST PROVIDENCE HEREBY ORDAINS:

SECTION I. Section 18-307 entitled "Parking prohibited at all times" of Article X entitled "Stopping, Standing and Parking" of Chapter 18 of the Revised Ordinances of the City of East Providence, Rhode Island, 1998, as amended, entitled "Vehicles and Traffic" is amended by adding thereto the following:

- Commercial Way (West side), from Taunton Avenue southerly for 80 feet.
- Commercial Way (West side), from 138 feet south of Taunton Avenue south for 60 feet.
- Commercial Way (West side), from 260 feet south of Taunton Avenue south for 60 feet.
- Commercial Way (West side), from 430 feet south of Taunton Avenue south for 365 feet.
- Commercial Way (East side), from Taunton Avenue southerly for 238 feet.
- Commercial Way (East side), from 320 feet south of Taunton Avenue south for 78 feet.
- Commercial Way (East side), from 470 feet south of Taunton Avenue south for 520 feet.

SECTION II. This ordinance shall take effect upon its second passage and all ordinances or parts of ordinances inconsistent herewith are hereby repealed.

Given first passage 6/4/24 and referred to \_\_\_\_\_ at 6:30 p.m. for a hearing and consideration of final passage; and adopted \_\_\_\_\_.

Attest:

\_\_\_\_\_  
City Clerk of East Providence, Rhode Island

Introduced by: Council President Rodericks



**STATE OF RHODE ISLAND**  
**CITY OF EAST PROVIDENCE**

**CHAPTER**

**AN ORDINANCE IN AMENDMENT OF CHAPTER 18 OF THE  
REVISED ORDINANCES OF THE CITY OF EAST PROVIDENCE,  
RHODE ISLAND, 1998, AS AMENDED, ENTITLED  
“VEHICLES AND TRAFFIC”**

**THE COUNCIL OF THE CITY OF EAST PROVIDENCE HEREBY ORDAINS:**

**SECTION I.** Subsection (b) of Sec. 18-269 entitled “Stop and yield intersections designated; when stops required” is amended by adding thereto the following:

Fairview Avenue (westbound traffic), at Bloomfield Street  
Bloomfield Street (eastbound traffic), at Fairview Avenue

**SECTION II.** This ordinance shall take effect upon second passage and all ordinances and parts of ordinances inconsistent herewith are hereby repealed.

Given first passage \_\_\_\_\_ and referred to \_\_\_\_\_ at 6:30 p.m. for a hearing and consideration of final passage; and adopted \_\_\_\_\_.

Attest:

\_\_\_\_\_  
City Clerk of the City of East Providence, RI

Introduced by: Councilman Fogarty