

CITY OF EAST PROVIDENCE
DOCKET-REGULAR COUNCIL MEETING
TUESDAY, February 1, 2022
CALL TO ORDER: 6:30 P.M.
145 TAUNTON AVENUE-CITY COUNCIL CHAMBERS
EAST PROVIDENCE, RHODE ISLAND

City Council:

Council President, Robert Britto - Ward 1
Council Vice-President: Bob Rodericks - At Large
Councilwoman Anna Sousa - Ward 2
Councilman Nate Cahoon - Ward 3
Councilman Ricardo Mourato - Ward 4

City Solicitor, Michael J. Marcello
Deputy City Clerk, Leah Stoddard

As a result of the COVID-19 pandemic, this meeting will be both in person and virtually, on an application called, "Zoom".

IN ORDER TO PARTICIPATE VIRTUALLY, USE THE FOLLOWING OPTIONS:

By phone:

Call the toll free number: 1-877-853-5247 (audio only) and enter the following information:
MEETING ID: 885-6717-1685
You do not need a meeting passcode.

By computer or smartphone (this is the audio and video option):

To participate visually (with audio) you will need to log into the following from your computer or smartphone, or tablet (with visual capabilities) to: <https://us06web.zoom.us/j/88567171685>
Enter the following information when prompted
MEETING ID: 885-6717-1685

If you wish to participate in public comment via zoom, you must use the "raise hand" function via zoom no later than 6:45 p.m. to be recognized by the moderator of the meeting.

I. CALL TO ORDER
Roll Call

Cahoon _____ Mourato _____ Rodericks _____ Sousa _____ Britto _____

II. SALUTE TO THE FLAG

III. EXECUTIVE SESSION – None

IV. RECONVENE TO OPEN SESSION – None

V. MOTION TO SEAL EXECUTIVE SESSION MINUTES – None

VI. CONSENT CALENDAR

A. COUNCIL JOURNALS:

1. Regular meeting minutes from January 18, 2022

B. LETTERS

1. **Notice of New Property Number**, Gianlorenze & Sons Construction, 1000 Veterans Memorial Parkway (02915), Map 309, Block 01, Parcel 001.00 Zoning R3
2. **Notice of New Property Number**, Scarlata Enterprises, LLC, 77 Pawtucket Avenue (02916), Map 302, Block 01, Parcel 032.00, Zoning PA
3. **Notice of New Property Zip Code**, Long Rock Cove, 44-46 Kettle Point Avenue (02914). Map 209, Block 03, Parcel 001.40, Zoning KP
4. **Notice of New Property Zip Code**, Long Rock Cove, 52-54 Kettle Point Avenue (02914), Map 209, Block 03, Parcel 001.40, Zoning KP
5. **Notice of New Property Number**, Capinhas Homes LLC, 64 Franklin Street (02915), Map 513, Block 52, Parcel 003.10, Zoning R4
6. **Notice of New Property Number**, A Breese LLC, 115 Earl Avenue (02915), Map 312, Block 70, Parcel 001.20, Zoning R4
7. **Notice of New Property Zip Code**, Long Rock Cove, 3-5 Kettle Point Avenue (02914), Map 209, Block 03, Parcel 001.70, Zoning KP
8. **Notice of New Property Zip Code**, Long Rock Cove, 7-9 Kettle Point Avenue (02914), Map 209, Block 03, Parcel 001.70, Zoning KP
9. **Notice of New Property Zip Code**, Long Rock Cove, 59-61 Kettle Point Avenue (02914), Map 209, Block 03, Parcel 001.60, Zoning KP
10. **Notice of New Property Zip Code**, Long Rock Cove, 40-42 Kettle Point Avenue (02914), Map 209, Block 03, Parcel 001.40, Zoning KP
11. **Notice of New Property Number**, Wayne Fortin, 68 Cove Street (02915), Map 413, Block 08, Parcel 004.00, Zoning R4
12. **Notice of New Property Number**, F Cor Development LLC, 15 Cadorna Street (02914), Map 205, Block 03, Parcel 011.00, Zoning R4
13. **Notice of New Property Zip Code**, Long Rock Cove (02914), 71-73 Kettle Point Avenue, Map 209, Block 03, Parcel 001.60, Zoning KP
14. **Notice of New Property Zip Code**, Long Rock Cove (02914), 63-65 Kettle Point Avenue, Map 209, Block 03, Parcel 001.60, Zoning KP
15. **Notice of New Property Zip Code**, Long Rock Cove (02914), 67-69 Kettle Point Avenue, Map 209, Block 03, Parcel 001.60, Zoning KP
16. **Notice of New Property Number**, Patalano Investments, LLC, 684 Willett Avenue (02915), Map 512, Block 12, Parcel 004.00, Zoning R3
17. **Notice of New Property Number**, Frank & Vicki Foti, 71-73 Hospital Road (02915), Map 711, Block 03, Parcel 026.00, Zoning R1

18. **Notice of new Property Number**, Mobile Oil Corporation, 3389 Pawtucket Avenue (02915), Map 310, Block 07, Parcel 004.10, Zoning i2
19. **Notice of New Property Number**, A Breese LLC, 440 Bullocks Point Avenue (02915), Map 312, Block 70, Parcel 001.10, Zoning R4
20. **Notice of New Property Number**, Luis & Jeffrey Mateus, 40 Vineland Avenue (02916), Map 404, Block 21, Parcel 009.10, Zoning R4
21. **Notice of New Property Number**, Luis & Jeffrey Mateus, 30 Vineland Avenue (02916), Map 404, Block 21, Parcel 009.00, Zoning R4
22. **Notice of New Property Number**, Precision Builders, LLC, 53 N. Hull Street (02914), Map 306, Block 15, Parcel 004.00, Zoning R6
23. **Notice of New Property Number**, AG Construction Inc., 346 Fort Street (02914), Map 207, Block 20, Parcel 003.00, Zoning R6
24. **Notice of New Property Number**, Lotus Properties LLC, 150 Deer Street (02916), Map 402, Block 12, Parcel 002.10, Zoning R3
25. **Notice of New Property Number**, Mauricio Montoya & Jessica Montoya Chavariaga, 5 Doro Place (02916), Map 504, Block 1, Parcel 042.00, Zoning R3
26. **Notice of New Property Number**, Richard Palumbo, 48 Hobson Avenue (02914), Map 305, Block 09, Parcel 027.10, Zoning R4
27. **Notice of New Property Number**, David & Sheila Butera, 66 Crescent View Avenue (02915), Map 513, Block 33, Parcel 038.00, Zoning R4
28. **Notice of New Property Number**, 435 West Avenue LLC, 2 Irving Avenue (02914), Map 306, Block 01, Parcel 016.20
29. **Notice of New Property Number**, Richard Palumbo, 132-134 Wilmarth Avenue (02914), Map 205, Block 05, Parcel 004.00, Zoning R6
30. **Notice of New Property Number**, Mendes Properties, Commercial 130, 132, 134 & 136 Taunton Avenue (02914), Apartments 140, 142, 144, 146, 148, 150 Taunton Avenue (02914), Map 106, Block 06, Parcel 015.00, Zoning C3
31. **Update Notice of New Property Number**, Silver Lining Corp, 50 Village Green South Unit 1 (02915), Map 310, Block 2, Parcel 008.10-01 Zoning R5, 50 Village Green South Unit 2 (02915), Map 310, Block 2, Parcel 008.10-02, Zoning R5, 50 Village Green South Unit 3 (02915), Map 310, Block 2, Parcel 008.10-03, Zoning R5, 50 Village Green South Unit 4 (02915), Map 310, Block 2, Parcel 008.10-04, Zoning R5, 50 Village Green South Unit 5 (02915), Map 310, Block 2, Parcel 008.10-05, Zoning R5, 50 Village Green South Unit 6 (02915), Map 310, Block 2, Parcel 008.10-06, Zoning R5, 60 Village Green South Unit 7 (02915), Map 310, Block 2, Parcel 008.10-07, Zoning R5, 60 Village Green South Unit 8 (02915), Map 310, Block 2, Parcel 008.10-08, Zoning R5, 60 Village Green South Unit 9 (02915), Map 310, Block 2, Parcel 008.10-09, Zoning R5, 60 Village Green South Unit 10 (02915), Map 310, Block 2, Parcel 008.10-10, Zoning R5, 60 Village Green South Unit 11 (02915), Map 310, Block 2, Parcel 008.10-11, Zoning R5, 60 Village Green South Unit 12 (02915), Map 310, Block 2, Parcel 008.10-12, Zoning R5
32. **Notice of New Property Number**, 12 N. Shore Drive (02915), Map 513, Block 34, Parcel 003.00, Zoning R4
33. **Notice of New Property Number**, Henry D. Rose Estate, 320-322 Mauran Avenue (02914), Map 206, Block 29, Parcel 008.00, Zoning R6

- 34. **Notice of New Property Number**, Premium Homebuilders, LLC, 168 Juniper Street (02914), Map 106, Block 35, Parcel 011.00, Zoning R6
- 35. **Notice of New Property Number**, F Cor Development, 8 Linden Avenue (02916), Map 403, Block 21, Parcel 056.10, Zoning R3
- 36. **Notice of New Property Number**, F Cor Development, 20 Linden Avenue (02916), Map 403, Block 21, Parcel 056.10, Zoning R3
- 37. **Notice of New Property Number**, Luis & Jeffrey Mateus, 124 Bishop Avenue (02916), Map 503, Block 10, Parcel 001.10, Zoning R4
- 38. **Notice of New Property Number**, Maria F. Rodrigues, 360 Pleasant Street (02916), Map 604, Block 01, Parcel 032.40, Zoning R2
- 39. **Notice of New Property Number**, Richard Palumbo, 104 Woodland Avenue (02914), Map 307, Block 17, Parcel 010.10, Zoning R4
- 40. **Notice of New Property Number**, Creative Spaces LLC, 38 Burroughs Street (02914), Map 407, Block 14, Parcel 003.00, Zoning R3
- 41. **Notice of New Property Number**, Newport Center LLC, 75 Newport Avenue (02916), Map 401, Block 8, Parcel 002.10
- 42. **Notice of New Property Number**, Newport Apartments, LLC, 95 Newport Avenue (02916), Map 401, Block 8, Parcel 002.20
- 43. **Notice of New Property Number**, Newport Center LLC, 125 Newport Avenue (02916), Map 401, Block 8, Parcel 002.00
- 44. **Notice of New Property Number**, Joseph Caito-TRS, 1331 S. Broadway (02914), Map 108, Block 1, Parcel 019.00
- 45. **Notice of New Property Number**, Richard Jr. & Caitlin Daves, 48 Hobson Avenue (02914), Map 305, Block 9, Parcel 027.10

Member	Aye	Nay
Cahoon		
Mourato		
Rodericks		
Sousa		
Britto		

VII. LICENSES

A. NON-PUBLIC HEARING

1. Application for Holiday Sales – New

Applicant: Jaelyn Trudel

Business Name: Jackie on Broadway

Business Address: 324 N. Broadway 02916

Member	Aye	Nay
Cahoon		
Mourato		
Rodericks		
Sousa		
Britto		

2. Application for Victualling License – Class 3 - New

Applicant: Mohamad Ali Saleem

Business Name: Platinum Group Riverside LLC dba Mobile Riverside

Business Address: 973 Willett Ave

Member	Aye	Nay
Cahoon		
Mourato		
Rodericks		
Sousa		
Britto		

3. Application for Holiday Sales- New

Applicant: Mohamad Ali Saleem

Business Name: Platinum Group Riverside LLC dba Mobile Riverside

Business Address: 973 Willett Ave 02915

Member	Aye	Nay
Cahoon		
Mourato		
Rodericks		
Sousa		
Britto		

4. Application for Additional Hours – New

Applicant: Mohamad Ali Saleem

Business Name: Platinum Group Riverside LLC dba Mobile Riverside

Business Address: 973 Willett Ave 02915

Member	Aye	Nay
Cahoon		
Mourato		
Rodericks		
Sousa		
Britto		

5. Application for Holiday Sales- New

Applicant: Jennifer Rodriguez Olea

Business Name: Skin Blissed by Jenny

Business Address: 225 Newman Avenue 02916

Member	Aye	Nay
Cahoon		
Mourato		
Rodericks		
Sousa		
Britto		

6. Application for Private Detective- New

Applicant: Nelson DeGouveia

Business Name: Trust Know1 Investigations

Address: 1405 Braley Road, New Bedford, Massachusetts 02745

Member	Aye	Nay
Cahoon		
Mourato		
Rodericks		
Sousa		
Britto		

7. Application for Holiday Sales- New

Applicant: Sarah Cammilleri

Business Name: JSC New England Operating, LLC

Business Address: 600 Taunton Avenue 02914

Member	Aye	Nay
Cahoon		
Mourato		
Rodericks		
Sousa		
Britto		

8. Application for Victualing – Class 1- New

Applicant: Sarah Cammilleri

Business Name: JSC New England Operating, LLC

Business Address: 600 Taunton Avenue 02914

Member	Aye	Nay
Cahoon		
Mourato		
Rodericks		
Sousa		
Britto		

9. Application for Holiday Sales - New

Applicant: Sarah Cammilleri

Business Name: JSC New England Operating, LLC

Business Address: 67 Taunton Avenue 02914

Member	Aye	Nay
Cahoon		
Mourato		
Rodericks		
Sousa		
Britto		

10. Application for Victualing – Class 1 - New

Applicant: Sarah Cammilleri

Business Name: JSC New England Operating, LLC

Business Address: 67 Taunton Avenue 02914

Member	Aye	Nay
Cahoon		
Mourato		
Rodericks		
Sousa		
Britto		

11. Application for Victualing License – Class 3 – Transfer

Transfer from: JT Donuts Inc. dba Dunkin Donuts

Transfer to: East Providence Donuts LLC dba Dunkin Donuts

Location: 484 Taunton Ave., 02914

Member	Aye	Nay
Cahoon		
Mourato		
Rodericks		
Sousa		
Britto		

12. Application for Victualing License – Class 3 – Transfer

Transfer from: CJA Donuts Inc dba Dunkin Donuts

Transfer to: East Providence Donuts LLC dba Dunkin Donuts

Location: 3300 Pawtucket Ave., 02914

Member	Aye	Nay
Cahoon		
Mourato		
Rodericks		
Sousa		
Britto		

13. Application for Victualing License – Class 3 – Transfer

Transfer from: Taunton Ave. Inc dba Dunkin Donuts

Transfer to: East Providence Donuts LLC dba Dunkin Donuts

Location: 235 Taunton Ave., 02914

Member	Aye	Nay
Cahoon		
Mourato		
Rodericks		
Sousa		
Britto		

B. PUBLIC HEARING – None

C. CITY COUNCIL TO CONVENE AS BOARD OF LICENSES

1. SHOW CAUSE HEARINGS

a. Asian Taste, 126 Taunton Avenue - 02914 - operating without valid victualing license

Member	Aye	Nay
Cahoon		
Mourato		
Rodericks		
Sousa		
Britto		

b. Rei De Carne, 1024 S Broadway – 02914 - operating without valid victualing license

Member	Aye	Nay
Cahoon		
Mourato		
Rodericks		
Sousa		
Britto		

c. Golden House, 569 Warren Avenue – 02914 - operating without valid victualing license

Member	Aye	Nay
Cahoon		
Mourato		
Rodericks		
Sousa		
Britto		

VIII. PROCLAMATIONS & PRESENTATIONS – None

IX. COMMUNICATIONS

Any person who submits a communication to the Council and wishes to speak on it must indicate this in writing no later than 4:00 p.m. the Thursday prior to the next regularly scheduled Council meeting. A person who lists more than one topic on their communication will be allowed to speak on the first one listed.

A. Friends of Grassy Plains Park update on 2021DEM Recreation Trail Grant award and planned action/implementation

X. PUBLIC COMMENT

All persons wishing to make public comment shall sign a public comment sheet stating their name, address and the subject of their comments. Each speaker will be limited to three (3) minutes. The order of speakers will be on a first come, first serve basis and the maximum time for public comment shall be limited to thirty (30) minutes per meeting.

XI. APPOINTMENTS - None

XII. COUNCIL MEMBERS

1. Community meeting regarding the Flock Group Inc. automatic license plate detection cameras. Meeting will be held at the American Legion at 830 Willet Avenue on February 2, 2022 at 6pm. – Councilman Mourato – Discussion Only
2. Flock Group Inc. resolution vote to take place at the February 15, 2022 Council meeting – Councilman Mourato – Discussion Only
3. Automated license plate readers – Discussion and Possible Vote – Councilman Mourato
4. Grassy Plain Park inquiry regarding recent survey and activity of trail and other related matters at the park – Discussion Only – Councilman Mourato

XIII. PUBLIC HEARINGS – Ordinance for second passage - None

XIV. CONTINUED BUSINESS – None

XV. NEW BUSINESS

A. MAYOR COMMUNICATIONS

1. Appointment not requiring Council confirmation
 - a. Cynthia Faria, reappointment to East Providence Housing Authority, Term 10/21/2021-10/20/2024
2. Items for discussion
 - a. 2021 Department Accomplishments/2022 Goals - Mayor Roberto DaSilva
 - b. American Rescue Plan Act (ARPA) Plan/Goals
 - c. COVID-19 Update: Discussion on city closures and distribution of at-home test kits – Director Napoleon Gonsalves
 - d. December finance reports – Finance Director Malcolm Moore

B. REPORTS OF OTHER CITY OFFICIALS - None

C. RESOLUTIONS – None

D. INTRODUCTION OF ORDINANCES

1. An ordinance in amendment of Chapter 9 of the revised Ordinances of the City of East Providence, Rhode Island, 1998, as amended, entitled “Miscellaneous Offenses”

Summary: Change the age to purchase tobacco products in the form of cigarettes, cigars, pipe tobacco, chewing tobacco, snuff, electronic cigarettes or other forms of electronic nicotine delivery devices to 21 years of age.

Sponsor: Councilwoman Sousa

Member	Aye	Nay
Cahoon		
Mourato		
Rodericks		
Sousa		
Britto		

2. An ordinance in amendment of Chapter 13 of the revised ordinances of the City of East Providence, Rhode Island, 1998, as amended, entitled “Public Places”

Summary: Addition of other forms of electronic nicotine delivery devices, or the use of combustible cannabis

Sponsor: Councilwoman Sousa

Member	Aye	Nay
Cahoon		
Mourato		
Rodericks		
Sousa		
Britto		

XVII. ADJOURNMENT

Member	Aye	Nay
Cahoon		
Mourato		
Rodericks		
Sousa		
Britto		

If communication assistance is needed or any other accommodations to ensure equal participation, please contact the City Clerk’s Office at 401.435.7596 at least 48 hours prior to the meeting date.



City of East Providence
Office of the Mayor
Roberto L. DaSilva
Mayor

Jan. 25, 2022

Robert Britto
Council President
East Providence City Council
145 Taunton Ave.
East Providence, RI 02914

Re: Mayor Communications & Docket items – Feb. 1, 2022 Docket

Dear Council President Britto and Members of the Council,
Please see information Mayor Communications and requests of the Administration before the Council:

Mayor Communications: Dir. Of Administration Napoleon Gonsalves

1. Appointment requiring Council Confirmation

- None

2. Appointment not requiring Council Confirmation

- Cynthia Faria, reappointment to East Providence Housing Authority (TERM: 10/21/2021-10/20/2024).


3. Items for announcement/discussion


- 2021 Department Accomplishments/2022 Goals (Mayor Bob DaSilva)
- American Rescue Plan Act (ARPA) Plan/Goals
- COVID-19 Update: Discussion on city closures and distribution of at-home test kits (Napoleon Gonsalves)
- December finance reports (Finance Director Malcolm Moore)

4. Requests of the Administration before the Council for Council Action

- Legal will send.

Sincerely,


Roberto L. DaSilva
Mayor



City of East Providence
Office of the Mayor
Roberto L. DaSilva
Mayor

January 25, 2022

Robert Britto
Council President
East Providence City Council
145 Taunton Ave.
East Providence, RI 02914

Dear Council President Britto:


I hereby reappoint *Cynthia Faria* to the *East Providence Housing Authority* pursuant to Article III Sec. 3-5 (2) of the Charter of the City of East Providence. This appointment is made by the mayor. The term of each seat is three (3) years.

Pursuant to R.I.G.L. §45-25-10; R.I.G.L. §45-25-10.4; R.I.G.L. § 45-25-18.6

Term: 10/21/2021-10/20/2024.

On this day, *Tuesday, January 25, 2022*

Sincerely,


Roberto L. DaSilva
Mayor

CC://Leah Stoddard, Acting City Clerk



City of East Providence
Office of the Mayor
Roberto L. DaSilva
Mayor

2021 Year in Review:

DPW Accomplishments:

Building Inspection

The Building Inspection division is responsible for all new construction and alterations of existing buildings within the city. This division issues permits which include construction/ building, plumbing, mechanical, and electrical for enforcement of the RI State Building Code. The division administers the zoning ordinances. Minimum housing complaints are reviewed by the Building Inspection division. This year, the division collected \$1,092,992.12 in revenue. The information below highlights division workload for 2021.

- 5,276 Records Created
- 7,051 Inspections Completed
- 4,150 Permits Issued
- 506 Minimum Housing Inspections
- 52 Zoning Violations

Central Garage Division

This Division is responsible for the maintenance and repair of approximately 433 pieces of city- owned equipment ranging from lawnmowers to snowplow trucks, street sweepers, police vehicles and all fire apparatus. This year, the Division completed 1,314 work orders.

Engineering Division

The Engineering Division is responsible for the design, permitting, and construction administration for municipal sanitary sewers, drainage systems, water mains, culverts, roads, and buildings. The division is responsible for keeping sanitary sewer, water, drainage, street and assessor's maps updated. This year, the Engineering department developed plans and specifications, and well as oversaw the construction of a variety of different projects. Specifically, the division oversaw:

- Citywide Streetlight Conversion Project
- Permit for the construction of the Riverside Middle School field

- Field lighting for Kimberly Ann Rock field, Pierce Field, and Hull Street Playground
- Rose Larisa Park seawall
- South Broadway Culvert project was completed
- Engineering study for Booth Avenue slope was completed
- Repaired metal storm drain pipe at Seaview Avenue
- Pierce Field Splash Pad completed

The Engineering Division also managed and directed work performed by the City's paving contractor for the completion of eight miles of roadway improvements which included:

- Read Street/Fenner Avenue neighborhood
- Greenwood Avenue
- Orchard Street neighborhood
- Woodland Avenue neighborhood
- Boyd Avenue

Parks Division

The Parks Division develops and maintain safe and enjoyable parks and recreational facilities for citizens of all ages and abilities. The Parks Division is committed to help enhance community pride by setting a high standard of quality for our parks, playgrounds, recreation areas and landscapes. The city has 400 acres of recreational space which includes 15 neighborhood parks and playgrounds.

This year the Division made significant improvements to the city's parks and provided ongoing service to city residents.

- New playground structure installed at Grassy Plains Park
- Willett Pond Improvements to include newly planted trees
- Hunts Mill dog park construction
- Pierce Field Basketball Complex
- Planted over 100 new trees

Public Buildings

The Public Buildings division assists in the design, construction and maintenance of all City Buildings. This year, the division continued to implement necessary pandemic precautions to keep people safe in our public buildings. In addition, the division made significant building improvements which included:

- Lightning Protection installed on the roof of Fire Station 2
- HVAC system upgrade to the Police Station
- New sprinkler system installed at the Weaver Library
- Portable air filter units distributed to all City offices
- Installed heat and air conditioning replacement at the Pump House on Dover Avenue
- Replaced lead hot water pump, exhaust, and chemical feeder on the boiler at the Police Station
- Removed old flooring and provided stable base flooring in preparation for final flooring stabilization project at the Carousel building
- Designed and installed new Welcome sign for the Robert Rock Senior Center
- Updated, remodeled, and moved seven offices in City Hall
- Repaired the roof at Hunts Mills Pump House

- Painted new wing of the Senior Center to include the receptionist area, machine workout room, call center office, and cafeteria
- Installed new flooring in the Senior Center cafeteria
- Installed hurricane proof windows at the Senior Center
- Supervised exterior remodeling project to include painting, new windows, and miscellaneous repairs at the Sweetland House
- Supervised demolition of the Platt Watters School building
- Installed new fire alarm system in the DPW Garage

Refuse and Recycling

The Refuse and recycling Division is responsible for the oversight of all residential rubbish, recycling, yard waste, appliances, mattresses and box spring collections. New this year as part our curbside collection we introduced a bulky item pickup which is done every Friday by appointment for items that do not fit in your trash cart such as furniture. It's the mission of Refuse/Recycling division to reduce the amount of waste and reliance on landfills through waste reduction, recycling and reuse programs. The division is also responsible for programs such as Earth Day Clean ups, Shredding events, Household Hazardous waste events and many community cleanup events.

By state law, the city's recycling rate should be 35% of the solid waste brought to the landfill. The city is also required to divert a minimum of 50% of its solid waste. This is done through our drop off programs for materials such as metals, rigid plastics, books, textiles, cooking oil, motor oil, propane tank, appliances, e-waste and mattresses.

In 2021, the division's trash collection program collected 15,053 tons of trash and 4,570 tons of recyclables. This year, the City had a recycling rate of 24%.

Water Utilities Division

The Water Utilities Division provides the City with the highest quality drinking water at the flow and pressure necessary to protect the public health and welfare and to support economic development within the City of East Providence. In 2021, the Division made infrastructure replacements and improvements to improve the reliability of the water system and improve the quality of service to our consumers. Specifically:

Source of supply

- Installed emergency interconnections with the Pawtucket Water Supply Board at Pawtucket Ave and Narragansett Park Drive.
- Completed planning phase and preliminary engineering for inspection of the 42 inch supply line from the Providence Water Supply Board in Cranston to Kent Heights in East Providence.
- Repair and rehabilitation of air relief assemblies at Veterans Memorial Parkway.
- Secured agreements with Bristol County Water Authority for operations of joint interconnections, ownership of emergency pump station and engineering design for future interconnection with the Pawtucket Water Supply Board.
- Installation of control system, and energy efficient motor drives in the emergency pump station on Pawtucket Ave.
- Participation with BCWA in construction of 24-inch line between BCWA and Kent Heights.

- Meters and Radios
- Installation of 696 meters
- Installation of 1325 meter interface units (radios)
- Distribution System Improvements
- Replacement of 20 hydrants
- Replaced 40 feet of 12 inch water main in highland Ave
- Replace 73 outdated water services

Fire Dept. Accomplishments:

- In 2021, we submitted a total of 13 requests for COVID expense reimbursement through FEMA’s Public Assistance Program. From those submittals, the City received over \$960,000 in FEMA Reimbursements for cleaning supplies, personal protective equipment, and more; along Vaccine Clinic expenses including personnel and material costs. The total COVID expense reimbursement to the City since the beginning of the COVID response was \$1,255,855.38 as of December 31st, 2021. The effort to recover the City’s COVID expenses continues in 2022.
- EMA processed an additional \$725,000 in Regional Vaccine Clinic expenses from April through June of 2021 that was supplied to the City upfront through FEMA “Expedited Funding”.
- In February, we recertified our enrollment in FEMA’s Community Rating System, a program of flood management activities that achieve 10% discounts on Federal flood insurance for City policy holder.
- In July, we worked with RIEMA to re-confirm use of the City’s two libraries as FEMA “Disaster Recovery Centers” in the case of a major disaster where FEMA would offer financial assistance to individual residents.
- EMA coordinated the City’s response to Tropical Storm Henri on August 22, which was supported by Mayor’s Office and numerous City departments.
- Work commenced on the 2022 update of the City’s Hazard Mitigation Plan in coordination with the Planning Department. This will inform hazard mitigation infrastructure projects over the next 5 years and maintain the City’s compliance with FEMA’s National Flood Insurance Program and Community Rating System.

EPFD accomplishments:

- 1) NFPA 1041 Standard for Fire and Emergency Services Instructor Class at Station 3
- 2) 2/10/2021 Graduation 34th Training Academy 20 Members
- 3) Worked on Capital Budget expenditures Re-chassis Rescue 2 (On-Order, New floors Station 3 (complete)
- 4) Preparing for 35th Fire Academy 25 recruits

- 5) Hearing Exams full department
- 6) Medical Physicals Full Department
- 7) Delivery of new Ladder 1
- 8) Purchased Symposium Computer Aided Dispatch (75K Capital complete)
- 9) EMT Refresher
- 10) Fire Captain promotional exam
- 11) Lieutenant promotional exam
- 12) Hydrant inspections
- 13) Heavy Rescue state regional team 12/1/21
- 14) New Car 1 63K
- 15) New stake-body truck 96K
- 16) Youth Fire Academy
- 17) EMS Recertification full Department
- 18) Planning New Dispatch Center
- 19) Distance learning network for all fire stations
- 20) 4th Rescue in-service part time days
- 21) Dispatcher Academy
- 22) Grants from the Federal Government
 - 800K for new Breathing Apparatus (SCBA)
 - 900K Paramedicine & Paramedic Training
 - 387k Port Security Grant
- 23) State Grants from the State of RI
 - HazMat 60K
 - Marine 60K
 - TRT 75K
 - Flammable Liquids 15K

- Exxon Mobil \$2500
- OSPAR funding Grant 20K

Emergency Management Agency/Fire Dept.

January:

- Ongoing Covid-19 Testing for all City Employees
- Vaccinations for first responders
- Covid-19 reimbursements

February:

- Opened Covid-19 call center at the Senior Center
- Hired part time employees to work at the Covid-19 call center at the Senior Center
- Ramping up Vaccination effort at EP Senior Center, 75 plus Population
- Vaccinating various age groups per RIDOH Guidelines
- EP named as a Regional Vaccination POD by the Governor's Office & RIDOH
- Planning for a Regional Vaccination POD

March:

- Vaccinations for all Teachers
- Ongoing vaccination initiatives for the elderly 65 Plus
- City Council approved a Stake Body truck for EMA

April:

- Opened COVID -19 Regional Vaccination POD at 585 Taunton Ave.
- Our new COVID-19 Vaccination partners, Barrington Bristol Warren, Pawtucket and Middletown
- Ongoing vaccination initiatives for teachers
- Ongoing Popup vaccination initiatives at all High Rises in the city

May:

- Ongoing vaccination initiatives for schools
- Ongoing Popup vaccination initiatives at the Cape Verdean Club
- Dam Management planning project

June:

- 4th Rescue a in-service part time Days
- Opened cooling centers due to heat wave
- PIA for recruits
- American Eagle donated 1000 surgical masks to FD
- Safe Station Rollout

July:

- Popup clinic at City Fireworks at Peirce Field
- Popup Clinic CV Club
- Popup clinic at Farmers Market
- Recruitment drive for Firefighters

August:

- Kidde donation of animal O2 masks
- Meeting City Hall with Dave Bachrach for Chromebook give away for vaccinations

September:

- Accepted an Award from the American Heart Association to EPFD

October:

- Popup clinic at Rose Larisa Park

November

- New Ladder 1 delivered
- 5-11 year-old Vaccination Day

December

- Visiting Southeastern Massachusetts Dispatch Center

Police Department

- In 2021, the East Providence Department conducted Body Worn/Cruiser Camera and Taser trials where AXON won the bid to outfit the department with body worn cameras and the new Taser 7
- Two recruitment drives were held for the police department.
- The Police Department acquired a comfort dog named "Marty"
- 2 detectives graduated from URI BCI School and another one is currently attending.
- Automated speed enforcement began. Warning period started 11/3 and ended 12/23

Calls for service: 33,824

Total Arrest 941 (AR)

Total Accident Reports 1625 (AC)

Total Incident Reports 3650 (OF)

Total Arrest Warrants 163 (WA)

Municipal Citations 755

Civil Citations 719

Notice and Demand 131

APRA Request 677

Total Police Tows 1152

Total Domestic Arrest 155

· Total Assault Arrest 144

· Total Robbery Arrest 6

· Total Larceny Arrest 22

· Total DUI Arrest 42

· Total Firearms Arrest 6

Seized 6 firearms

Over \$50,000 in cocaine

Over \$10,000 in Fentanyl

Seized \$31,000

New Hires:

Probationary Officers March 22, 2021

- James Baino
- Kenneth Arruda.

Police Trainee March 22, 2021

- Jason Persampieri

Police Trainees June 7, 2021

- Christopher Cherry

- Jason Nogler

Dispatcher Trainees August 31, 2021

- Michael Barbosa
- Scott Marcinko
- Kellie Parent

Probationary Officers December 13, 2021

- Christopher Cherry
- Jason Nogler

Retirements:

- Dispatcher Daniel Evans March 1, 2021
- Sergeant Michael Rose March 26, 2021
- Lieutenant Raymond Blinn June 19, 2021
- Sergeant Kenneth Luke June 19, 2021
- Chief William Nebus October 12, 2021
- Sergeant John Andrews November 8, 2021

Promotions:

- Sergeant Michael Rapoza to Lieutenant January 3, 2021
- Inspector Craig Sroka to Sergeant April 4, 2021
- SRO Roland Estrada to Sergeant July 7, 2021
- Sergeant Darren Ellinwood to Lieutenant July 8, 2021
- Detective Corporal Warren Caldwell to Sergeant July 8, 2021
- Patrol Officer Candace Pacheco to Detective Corporal July 8, 2021
- Deputy Chief Christopher Francesconi to Acting Chief October 12, 2021
- Acting Chief Christopher Francesconi to Chief October 25, 2021
- Lieutenant Mark Cadoret to Captain October 31, 2021
- Sergeant Todd Poland to Lieutenant October 31, 2021
- Captain Barry Ramer to Deputy Chief November 4, 2021
- Detective Corporal Kris Ellinwood to Sergeant November 19, 2021
- Patrol Officer Andrea Pratt to Acting Detective Corporal November 17, 2021
- Detective Corporal Stephen Evans to Sergeant November 28, 2021
- Acting Detective Corporal Andrea Pratt to Detective Corporal December 9, 2021

Patrol Officer Matthew Simon to Detective Corporal December 18, 2021

***Commendations:**

Honorable Service Award

- Sergeant Diogo Mello

Letter of Recognition

- Captain James Nelson
- Lieutenant Raymond Blinn

Unit Citation

- Lieutenant Andy Benoit
- Sergeant Justin Ogni
- Officer Michael O'Connell
- Officer Patrick Holmes
- Officer Quint Dow
- Officer Michael Rosa
- Officer Patrick Kelley
- Officer Ryan Feeney
- Officer Conor Debold
- Dispatcher Frances Gianopoulos

*Commendations above dated January 25, 2021

Life Saving Award Officer

- Ryan Feeney
- Officer Ryan Cute

Letter of Recognition

- Officer Michael O'Connell

Life Saving Award

- Officer Ryan Feeney

Honorable Service Award

- Officer Jacob Mount

Letter of Recognition

- Officer Conor Debold

Honorable Service Award

- Officer Candace Pacheco

Life Saving Award

- Officer Stephen DeMedeiros
- Officer Quint Dow

Life Saving Award

- Sergeant Michael Rose
- Corporal Thomas Aguiar
- Officer Sandra Bonvehi
- Officer Stephen Burns
- Officer Richard Cordeiro

*Commendations above dated January 25, 2021

Commendations-

Honorable Service Award May 10, 2021

- Officer Ryan Havunen
- Officer Christopher Day

Honorable Service Award September 2, 2021

- Officer Patrick Holmes

Planning Accomplishments:

East Providence Mixed-Use Overlay Ordinance

With the changes society has witnessed in recent decades relating to online buying and its adverse impact on commercial main street corridors, the City determined there was a strong need to promote and sponsor an ordinance that relaxed the generally inflexible and rigid zoning regulatory framework that hampered downtown reinvestment on the City's primary downtown corridors including Taunton Avenue, Warren Avenue, Waterman Avenue and Riverside Square.

The city's mixed-use overlay ordinance, first drafted in 2016 for Taunton Avenue to promote downtown investment, was expanded in 2021 to include additional commercial corridors in the City. The downtown corridor mixed use overlay ordinance allows for a more flexible and forward thinking ordinance that affords developers greater latitude to develop mixed use development along these corridors and reduce the restrictions that prohibit developers from making a profit on these downtown investments. In recent years developers have indicated that prior existing zoning requirements have encumbered reinvestment by establishing restrictions that essentially make it impossible for developers to turn an appreciable profit on their investment for projects that they are contemplating on the city's downtown corridors. Off street parking and the inability to mix commercial and residential uses into a single building were highlighted as two of the most aggravating factors to reinvestment. The ordinance that was approved by the City Council in 2021 provides an answer to the relative inflexibility of current retail commercial (C-3) zoning and incorporates an expanded overlay that allows developers to overcome some of the major impediments that restrict redevelopment of older but completely viable downtown corridor buildings. The Planning Department recognized that investment in these buildings would be difficult if not impossible without the incorporation of design standards that promote investment and effectively mitigate these land use related impediments to redevelopment. Working with staff from the Zoning Division, the Department of Planning drafted an ordinance that provided greater flexibility in the types of uses allowed, relief from off-street parking standards and relief from setback and coverage provisions. The ordinance primarily focuses on overcoming key impediments for development through the following measures including, expanding allowed land uses within the downtown district, reducing off-street parking requirements, allowing greater flexibility for setback coverage and height requirements and requiring Development Plan Review for all proposed developments.

As a result of the Mixed Use Overlay ordinance adoption, significant investments have occurred or are in the process of moving forward, either with construction currently underway or projects that are moving through the process of permitting. Some of the most notable new investments in

these downtown corridors include The Lofts on Taunton, a mixed use commercial retail and multifamily residential development, Oddfellows Hall redevelopment, Ivy Place a mixed use development that will be constructed immediately across from City Hall on Taunton Avenue and Ivy Street and the Waterman Avenue 24 unit multi-family residential project. The City believes that the City's Mixed-Use Overlay Ordinance has, and will continue to promote, transformational change in East Providence, with new economic investment that will lead to more vibrant downtown economies and the attraction of new residents who will choose to live, work and play and contribute to the social fabric of life in East Providence.

Watchemoket Square Study Project

The City of East Providence has been making well-planned steps toward advancing the development of the City's waterfront and planning for district enhancements in the form of branding and place making within the Watchemoket Square District, with wayfinding signage, public art, streetscape enhancements and related multi-modal improvements that will enhance, unify, and support the overall viability of the waterfront district. The purpose of completing the Watchemoket Square study project, which was primarily funded through a federal Economic Development Administration (EDA) grant, is to help the City re-discover, coalesce and formalize an approach to unifying and enhancing Watchemoket Square. The study provides a set of recommendations that will help the City, developers, businesses, and residents alike to adopt strategies and implement improvements to make Watchemoket Square a safer, more attractive, and interesting place to visit along with the overarching goal of re-establishing the area as a recognized destination and gateway to great waterfront attractions that are burgeoning within the waterfront. The Watchemoket Square Study, prepared by the Beta Group, developed a variety of short-term, mid-term and long-term recommendations to accomplish the task of improving the Square and developing a future road map that identifies a set of policy amendments and infrastructure improvements that will make Watchemoket Square a more viable regional destination in support of the City's efforts to develop a safe and vibrant place that generates tourism and economic development expansion in East Providence. The City anticipates submitting additional grant applications to fund a number of the recommendation that are provided in the report.

Public engagement during the pandemic

- Held four virtual and four in-person Comprehensive Plan workshops. Also hosted a pop-up tent at the Weaver Library Farmer's Market
- Over 90 members of the community attended the Riverside Square Open House
- ARPA Survey obtained over 400 responses
- 1st Street Pilot Bike Lane Public meeting and survey received over 300 responses.

Capital Projects

- 22 Capital Projects were completed that were approved in either FY 2020 or 2021 budget.

- Additional projects are in-progress because they are multi-year projects. c. Instituted a process for regular reporting of capital projects and implemented a project management software system to track status

Housing

- Met the statewide goal of obtaining a minimum threshold of 10 percent of the City's Housing stock being affordable to low-to-moderate income households.
- Added new housing units to the ageing housing stock. 43 new housing permits issued (19 one- or two-family dwelling units, 24 apartment units)
- Created 11 new lots at the former site of the vacant Platt-Watters School Complex for 8 single family homes and 3 two-family affordable homes to be built.

Environment

- Created the first city-wide inventory of street trees. The inventory captures the tree's location, condition, species, and additional information that will guide the city's tree planting and maintenance plans.
- Worked with Save the Bay to publish a Comprehensive Plan to restore water quality in Hundred Acre Cove.
- Accepted the donation of a new fishing pier and public park at Kettle Point Pier, increasing public access to the waterfront.

Transportation

- Implemented speed signage on streets with high rates of speeding
- Piloted connecting the Easy Bay Bike Path to the George Redman Linear Park via a protected bike lane.

Land Use

- Expanded the uses allowed on Taunton Avenue, Waterman Avenue, Warren Avenue, and Bullocks Point Avenue to reduce vacancies and increase economic activity.
- Reduced minimum parking requirements in mixed-use zones to reduce vacancies that were the result of excess parking requirements.
- Partnered with Roger Williams University to conduct a land use, economic, architecture, and preservation study on Riverside Square.

Economy

- Economic Development Commission (EDC) issued 2 loans to East Providence Businesses, Crook Point Brewery and Honeybird Kitchen.
- A number of vacant parcels were permitted for development which will increase the tax base and beautify derelict commercial property.

Grants

- DEM Grant used to complete Splash Pad at Pierce Field
- Awarded grant from Bloomberg Philanthropies for Asphalt Art at Pierce Field and Hennessy School
- Utilized grant funding from the National Park Service that was administered by the RI Historic Preservation & Heritage Commission to create an interpretive signage plan documenting the historical importance of a variety of sites in East Providence.
- Awarded a grant to improve the trail head signage at two city walking trails

Projects

Pierce Field Splash Pad

The City of East Providence installed a new splash pad water park at Pierce Memorial Field, the city's primary recreation and historic athletic field complex, in June 2021. The project has a 2,520 sq. ft. footprint, with an 860 sq. ft. spray area surrounded by a 10' wide spray-free zone around the perimeter. Four benches were installed in the spray-free zone to provide seating for family members and caregivers. A four-foot high black vinyl chain link fence with two gates was installed around the perimeter to provide added safety. A new concrete pedestrian path connects the splash pad to the existing sidewalks. The splash pad, which features Vortex equipment, is ADA accessible, providing access to water based play for people of all ages and abilities. The splash pad is open to the public during the summer season from Father's Day to Labor Day. This project was funded through a 2020 RIDEM Recreation Development Grant of \$100,000. The GreenSpace grant program, created through state bonds, provides matching funds to cities and towns for the acquisition, development and renovation of outdoor recreational lands and facilities. The City's cash match of \$45,903 was provided through

\$25,000 from the FY2020 Capital Budget and remaining \$19,903 from the operating budget.

The splash pad opened on June 28, 2021 with a ribbon cutting event and was heavily utilized all summer by the city's summer recreation camps, residents, and visitors. This is the second splash pad water park in the City of East Providence, after the opening of the splash pad at the Onna Moniz-John/Central Avenue Park in 2019, also funded by a RIDEM Recreation Development grant. The new splash pad at Pierce Memorial Field provides a much needed water element to this popular recreation complex that serves thousands of youth and adults each year.

Street Tree Inventory

The City of East Providence, in partnership with citizen group EP Urban Forest, successfully completed a citywide street tree inventory in summer 2021. Through the work of a summer intern and participation of 20 community volunteers, a total of 6,376 street trees were inventoried. Data collected on each tree includes the species, size of trunk, height, condition, type of growing space, and location (latitude/longitude). The Planning Department and Parks Division can now use this baseline data for urban forestry management and planning, such as identifying priority areas for street tree planting programs and budgeting for tree maintenance

and pest control. This project was funded through a \$4,875 grant from the RIDEM Urban & Community Forestry Program, with the city providing an in-kind match of over \$8,000 in in-kind labor. Next steps include data cleanup and GIS mapping in order to conduct a more in-depth analysis. A set of data and maps will be made publicly accessible for education and advocacy around the importance of our city's trees.

Photo caption: EP Urban Forest member Mark Hengen conducts the tree inventory volunteer training

Other tree initiatives

In addition, the city completed a tree planting project in collaboration with citizen group EP Urban Forest. A native tree grove, featuring 14 biodiverse native tree species, was planted at Hull Street Park behind Whiteknact Elementary School in May 2021. Fully funded through a TD GreenSpace Grant, phase II of this project will be completed in spring 2022 with the installation of an outdoor classroom and educational signage for use by the school and the public.

Photo caption: Mayor with EP Urban Forest; Volunteers help plant trees at native forest grove behind Whiteknact Elementary

Community Development Accomplishments:

- During the FY 2021, the Community Development Office provided over \$630,000 of CDBG funding that benefited over 18,000 East Providence residents. The provided programs ranged from job-training for youth, food distribution to families, direct services for seniors, mental and behavioral health services, and housing renovation financing.
- In addition, the Community Development office provided over \$120,000 of CDBG – CV funding to help address some of the effects of the coronavirus. Over 4,500 people benefited from provided services such as food distribution, mortgage and rental assistance, eviction prevention legal services, and the distribution of over 1,500 free Chromebooks to accommodate remote learning access health services and keeping in touch with loved ones.

Library accomplishments:

- Won \$143,397 in competitive grant funds to support library services and infrastructure improvements.
- Replaced and updated the Weaver Library Fire Sprinkler system.
- Moved toward greater equity, inclusion, and accessibility by becoming a fine free library.
- Hosted the 8th consecutive Weaver Library Farmers' Market and other live outdoor events such as the Pumpkin Stroll, the New Providence Big Band, and pop-up vaccination clinics, attracting thousands of city residents.
- Improved the library's outdoor spaces with comfortable outdoor seating and outdoor WI-FI at all three library branches.

- Added two new collections including a digitized version of the library's East Providence High School Yearbook collection and a Library of Things, a collection of special items that expands the boundaries of traditionally defined library materials.
- Partnered with the Planning Department, the RI Tree Council, and National Grid on an improvement project to protect the Weaver Library's Copper Beech tree. Both the Copper Beech and the library's Ginkgo tree named Champion Trees by the RI Tree Council.
- Total circulation of library materials: 203,743
- Visits: 91,432
- Virtual Visits: 131,923
- Total library programs: 849
- Total program attendance: 9430
- Wireless sessions: 10,505
- Library goals for 2022:
- Enhance and update library's website

Information Technology Accomplishments:

IT department provides on-site and remote IT services for all employees and departments. Over the last year, we received 2,802 requests for assistance from employees. We support 600 computers and laptops with 75 mobile units in Patrol, EMS, and Fire.

COVID Response:

The IT staff was vital to City operations during COVID in three important facets. First, we prepared employees to work from home safely and securely. Second, we setup COVID vaccination and testing sites. And third, we managed all important City meetings to meet hybrid or virtual.

COVID Vaccination and Testing Sites:

The IT Department setup technology including a COVID Hotline telephone system consisting of 6 call takers, automated routing and data portal. This hotline was vital in our ability to help residents make COVID vaccination appointments. We installed 50 Microsoft Surface Tablets for the call-takers, emergency personnel and Senior Center employees. We also installed a powerful WI-FI system for the entire Senior Center. This was necessary as first responders were required to us wireless tablets to check in residents, fill out vaccination forms and schedules secondary shots. We worked the East Providence Fire to set up wireless office spaces and cellular access for the outdoor COVID testing in the parking area and continue to have technology at Breed Hall to support testing. And finally, we setup the regional vaccination site at 585 Taunton Avenue with wireless access, EMS testing computers, and 60 iPads. Most importantly, the turn-around time was critical and crucial, with little or no time to spare. We acted efficiently and expeditiously. All COVID vaccination sites were fully operational and supported by the City team. Any calls for service were addressed within the hour. For this successful project we worked with Cox Communications for our hotline and Wi-Fi backhaul, Microsoft Surface Tablets, Office 365, AT&T and Cisco Meraki.

City Working from Home: Another key success for the IT department was our deployment of laptops and wireless access for City workers to work from home. We deployed 70 remote access packages that included a laptop/tablet, encryption, secure remote access which included multi-factor authentication to City resources internally. We were able to stem the spread of the virus as well as keep critical city services afloat. It's important to note, IT staff did not work remotely or from home. Due to our support of public safety including Police, Fire, EMS and the DPW, it was important that the IT staff report to work on site. The dedication and time spent by the IT department to keep everyone working and healthy was a valuable asset for the City. For this project success we used Microsoft Surface Tablets, DUO multifactor authentication, NetMotion VPN, AT&T First Net, Office 365 Email, One Drive, Teams and Sharepoint.

Virtual / Hybrid Meeting: The IT department worked hard to deliver hybrid virtual meetings to City Council, Zoning, Budget Workshops and other various boards. We implemented Zoom and Microsoft Teams. We interviewed and hired capable AV specialist to assist moderating the hybrid meeting with each meeting requiring at two IT personnel to successfully run in hybrid mode. We purchased new cameras, installed large TV monitors, purchased sound mixers and learned with everyone the best platforms to continue to take public input remotely and on site. We added products for e-signature so that boards like the East Providence personnel hearing board could meet virtually and then sign off on recommendations. We found new ways to operate quickly, remotely and securely. For this project success we utilized Zoom, Panasonic TVs, BirdDog PTZ cameras, and HP laptops.

Capital Projects Completed: We completed the following Capital Projects

City Wi-Fi \$75,000 Fire CAD \$75,000 City Hall Security: \$ 80,000 Pierce Field and Carousel Surveillance: \$17,765

Department Support:

This year we worked closely with each department to improve their technology.

- We wrote the RFP for Police Body Cameras, In Car Video and Video Management / Storage. Working with six officers, we completed a live trial of body cameras and secured a contract.
- We updated the electrical supports at the Police Department adding a new electrical subpanel, outlet and UPS units.
- We worked with the Fire Department with their conversion from IMC CAD to Symposium, new phone system, internet, Wi-Fi and Firewalls at all stations.
- We assisted the Fire Training Department with Training Stations for each station to include a 75" screen and cart for remote training.
- The Senior Center received a new phone system and Bingo machine as well as Chromebooks for after school learning programs.
- The DPW we moved files to One Drive and SharePoint and installed new firewalls, internet and phone system. For Treasury, we assisted with a new billing program

Category Distribution:

- Support 1972
- Server – remote - 208
- Account Maintenance 194
- Cisco phone 85
- Software 73
- Network 35
- Printer 27
- Server – physical – 25
- WebRoot Conversion Project - 24
- PC 23
- Office 365 22
- Laptop 15
- Getac Rugged Tablet 12
- Microsoft Surface Tablet 11
- Wireless Access Point 9
- Cameras 8
- Projects 7
- iPhone 5
- Access Control Systems 5
- Security Systems 4
- UPS 4
- Police Dispatch 4
- AV Equipment 3
- Fax 3
- Telecom 2
- iPad 2
- Panasonic 1
- Police Body Cam 1
- Networks Switch 1
- Surveillance Camera System 1

Source Distribution:

- Agent Portal 1059
- User Portal 730
- Email 567
- Scheduler 420
- Mobile App 26

Recreation Center Accomplishments:

- After School at the Rec.: 18 youth members registered

- Kids night out: 15 youth members registered each month
- December Vacation Day Camp
- Youth Basketball started in December, held at Waddington
- Teen Weight Training
- Adult Fix Mix
- Free family game night in November
- Free holiday family fun in December

Adult Special Needs: Adult Special Needs Programing was able to begin again in October. This benefitted our participants greatly as they have been home bound due to the pandemic and have not been able to socialize with their peers in over a year and a half. We have 22 registered participants at this time. They meet twice a week for programing in a safe setting here at the Recreation Center. Programs include: Bingo, Dance, movies, coffee hour, crafts and special events.

Crescent Park Carousel:

Events:

- Calendar Raffle - May 2021
- 3rd Annual Coyote 5K - May 12-26, 2021
- Movies in the Park – Raya and the Last Dragon August 20, 2021
- Cruise Nights – Saturdays, May - September
- Belated 125th Birthday Celebration - July 24, 2021
- Great Townie Pumpkin Festival - October 2, 2021
- Trunk or Treat - October 23, 2021

Staff: In addition to our own events in 2021, Carousel staff assisted the Recreation Department with planning and execution of several programs, including Summer Camp, the Summer Concert Series, and Winterfest. Staff also assisted with the COVID-19 hotline throughout the year, scheduling vaccines, transportation, and tests; aided with food distribution.

Grants:

- Rhode Island Legislative Community Service Grant

2021 began on an historic note with the introduction of the first COVID-19 vaccine! Recreation and Carousel team staffers were on board to get the city's most vulnerable population vaccinated. We're proud to say that we were instrumental in getting 5,500 East Providence seniors ages 75 and over vaccinated! To date, the Recreation and Carousel team continue to assist in the effort to get all age-eligible populations vaccinated, scheduling COVID tests and connecting people with food, social services and other resources.

COVID-19 relief operations:

- Assisting the public with scheduling online vaccine appointments.
- Coordinating routes, scheduling drivers and providing door to door transportation for city residents to vaccination clinics anywhere in RI.
- Providing staff and support services for the East Providence Vaccination clinics
- Delivering bag lunches and fresh and frozen meals to city senior citizens and special needs adults.
- Coordinated food pantry deliveries from January - June to an average of 75 families per month with food insecurities that couldn't get to the food pantry due to the pandemic.
- Collaborated with community partners in distributing food staples to home bound seniors.
- Scheduling COVID-19 testing appointments

Summer Fun 2021:

- Recreation's summer camp was held at Pierce field for youth ages 6-12 and special needs youth ages 6-21. Registration maxed out at 132 registered campers. Camp staff worked diligently to follow all of the safety guidelines and because of their hard work we had a very successful camp season.
- Provided transportation and free meals to the Townie Youth Sports Camp
- Summer Food Service Program: As a SFSP Sponsor, EP Recreation served 9,824 free meals to youth and teens up to age 18 this summer.
- Summer Concert series. Concerts in the Park were back in a big way with hundreds flocking to beautiful Rose Larisa park each Thursday evening from June through August.
- Independence Day Celebration: Canceled in 2020, the annual 4th of July fireworks were attended by an estimated 4,500.

Winter Fun 2021: The 11th annual Winterfest celebration continued to rebound from the pandemic with nearly 300 illuminated trees, a laser light show and other family friendly activities that drew over 300 visitors.

Finance Department Accomplishments:

The mission of the finance department is to assess, collect and account for the revenues and expenses of the City of East Providence. The finance department is divided into three division. Each division has a separate staff and to perform their function. The divisions work collaboratively with each other to; properly assess the value of property, motor vehicles and tangible property; efficiently collect the revenues for the entire city, and accurately account for the revenues and expenses of the entire city.

It's been a very busy year for the finance department. In 2021 the department implemented new software in all division and has been looking to expand on the city's OpenGov transparency portal. The city has been awarded almost \$30,000,000 from the federal government through the American Rescue Plan Act (ARPA) which will be set up and accounted for within the finance

department. In addition to this, the controller's office has seen turn over in three of their five positions.

Controller

- Implemented new accounting software
- 14,744 invoices paid
- 6,187 checks cut
- 27 RFPs
- 7,085 purchase orders

Tax Assessment

- Implemented new tax assessment software
- \$5,035,801,472 assessed value for motor vehicle, real and tangible property
- 15,906 parcels assessed
- 47,502 motor vehicles assessed
- 1,526 tangible properties assessed

Tax Collection

- \$114,706,784 collected in general fund revenues
- 61,910 general fund transactions processed
- \$22,675,308 collected in water and sewer fees
- 141,504 Water/Sewer transactions processed

Clerk's Office Accomplishments:

Total LQ Licenses issued: 81

- Class A-10
- Class B Full- 45
- Class B Limited-10
- Class C (saloon)-2
- Class D(club)-14

Total Marriage Licenses issued: 248

Total Dog Licenses issued: 509

Total Business Licenses issued: 441

- Victualling-172
- Holiday\Sunday Sales-110
- Additional Hrs-11
- Pool Table-13
- Tattoo Parlor-4
- MFE (food trucks)-12
- Solicitors-7
- Auto Body Repair-1
- Bowling-1
- Movie Theater-0
- Dance/Ent-27
- Detective-7
- Driver Peddler-5
- Gatherer-2
- Gun Dealer-1
- kennel-4
- Laundry-10
- Motel\Hotel-2
- Night Soil-3
- Pinball-1
- Rollerskating-1
- Rooming House-1
- Sec/Antiques-1
- Sec/Auto-26
- Sec Gold/Silver-2
- Sec/Misc-2
- Trap Shooting-1
- Video-2
- Wrecker/Tower-10
- Hawker-5

Senior Services Accomplishments:

- Reopening of the Senior Center after being closed from March 2020 from to June 2021. A Welcome Back Celebration was held on June 17, 2021.
- Dedication and renaming of the East Providence Senior Center to the Robert Rock Senior Center on December 10, 2021.
- The Senior Center managed the City's Covid-19 Hotline receiving over a hundred thousand calls from East Providence residents providing information and assistance with setting up appointments for vaccination and testing.
- Received Rhode Island State Designated Grant through the Office of Healthy Aging in the amount of \$39,807.00 to support senior services in East Providence. The award is based on the federally reported percentage of older Rhode Islanders (65 years and older) living within our city limits.

- Received Cares III B Grant through the Office of Healthy Aging in the amount of \$39,807.00 to provide support services for seniors (age 60 years and older), their families, and caretakers during the Covid-19 pandemic.
- Received Senate Legislative Grant sponsored by Senator Valerie J. Lawson of Senate District 14, in the amount of \$10,000.00. These funds are awarded to assist in funding support for community based programs and projects related to a wide array of initiatives such as economic development, public safety, health care, arts, education and job training, historic preservation, senior services, as well as providing critical services and assistance to those most vulnerable in the communities served.
- Senior Center membership for period of January 1, 2021 through 12/31/21 is 614 members. The Senior Center however serves many older adults, caretakers and family members in the community with information and referral including but not limited to tax assistance, support with applications for Supplemental Nutrition Assistance Program (SNAP), energy assistance, housing and State Health Insurance Program (SHIP).
- The Senior Center is a Title III B Congregate Meal site. In 2021 our Café served 17,671 meals to East Providence older adults or disabled persons.
- A total of 17,671 meals were served at the East Providence Senior Center Café.
- 200 shelf stable food boxes (Provided by East Bay Community Action Meal Site Program) were distributed to food insecure seniors in our community.
- 20 turkeys and food baskets were distributed to seniors in East Providence at Thanksgiving (Donated by East Commerce Solutions).
- 20 Bags of food and 14 grocery store gift cards were distributed to seniors at Thanksgiving. (Donated by the Teddy Borges Memorial Fund).
- 400 Senior Farmer's Market vouchers were distributed by the East Providence Senior Center to seniors living in East Providence. (Provided by a grant through the United States Department of Agriculture and administered by the Rhode Island Department of Environmental Management, Division of Agriculture).
- Healthy Aging Nurse hired to coordinate health programs at the Senior Center. Nurse became certified as a diabetes outpatient educator.
- Senior Center launched a new evidence-based Self-Monitoring Blood Pressure program. The first group of 9 participants completed the 4 month program receiving blood pressure cuff, weekly 1:1 check-ins, and participated in monthly nutrition classes.
- Additional evidence-based programs were offered in 2021 including: Walk with Ease, developed by the Arthritis Foundation and facilitated by trained leader from Eastbay Community Action and a virtual Chronic Pain Self-Management Program facilitated by the Community Health Network at Rhode Island Department of Health.
- On August 26, 2021, the Senior Center hosted a CPR class taught by East Providence Emergency Management personnel. Ten community members including Senior Center staff were certified.

Monthly health education programs:

- Presentations by the University of Rhode Island Pharmacy Outreach Program
- Supplemental Nutrition Assistance Educational Outreach Program (SNAP)
- Diabetes and Depression

- Memory Loss
- Managing Medications
- Options for Long Term Care and Medicare
- Distributed 4,800 monthly newsletters.
- Added online feature on the City's website where individuals and family members can download the Senior Center newsletter electronically.
- Added ability for seniors or family members to fill out a membership form on the City's website.
- Distributed 2,400 SNAP Education Nutrition on the Go newsletters.
- Retired Senior Volunteer Program-Americorps
- 35 RSVP volunteers contributed 1,577.50 volunteer hours. The current estimated national value of each volunteer hour is \$28.54. *(The Senior Center depends on our RSVP volunteers who assist in a variety of roles including: serving meals in our Café, working in our gift shop, library and fitness center. Volunteers facilitate programs such as HI Lo Jack, Bridge, BINGO, fitness and art programs. The Senior Center could not run without the generous donation of time from our RSVP volunteers.)*

Human Resources Accomplishments:

- Created to strategic approach to diversify the hiring panels as well as our workforce
- Recruited candidates (43 positions)
- 919 received and reviewed city staff (non police/fire) applications to included planners, elderly resource specialist and part-time positions to assist with vaccine clinics.
- Worked on COVID-19 policies
- Ordinance change to diversify police personnel
- Created and executed first dispatcher academy
- Executed wellness throughout the city
- Supported the EPPD with the recruitment of police candidates
- Held a police lateral process
- Held recruitment open houses for both police and fire recruitment which generated 142 police applicants (35) and 329 fire applicants (167 interviewed)
- Held contract negotiations for the United Steelworkers Local 15509 and East Providence Professional Managerial and Technical Employees Association (EPPMTEA)



City of East Providence
Office of the Mayor
Roberto L. DaSilva
Mayor

Memo

To: Council President Robert Britto
From: Mayor Bob DaSilva
cc: Planning & Economic Development Dir. William Fazioli
Date: January 26, 2022
Re: East Providence ARPA Summary – January 2022

1. American Rescue Plan Act (ARPA)

In March 2021, the American Rescue Plan Act established the Coronavirus State Fiscal Recovery Fund and the Coronavirus Local Fiscal Recovery Fund established under the American Rescue Plan Act. The Act and funds are intended:

- a. To respond to the public health emergency or its negative economic impacts, including assistance to households, small businesses, and nonprofits, or aid to impacted industries such as tourism, travel, and hospitality;
- b. To respond to workers performing essential work during the COVID-19 public health emergency by providing premium pay to eligible workers;
- c. For the provision of government services to the extent of the reduction in revenue due to the COVID-19 public health emergency relative to revenues collected in the most recent full fiscal year prior to the emergency; and
- d. To make necessary investments in water, sewer, or broadband infrastructure

Congress specified two types of ineligible uses of funds: (1) funds may not be used for deposit into any pension fund or, for states and territories only, (2) to directly or indirectly offset a

reduction in net tax revenue resulting from a change in law, regulation, or administrative interpretation.

2. What East Providence Received

The City received one of two tranches of money from the US Department of Treasury. The first tranche was received in 2021 in the amount of \$13,892,956. The City will receive the second tranche in May of 2022 in the amount of \$13,892,956 for a total funding of \$ 27,785,912.

Funds have to be obligated by December 31, 2024 and spent by December 31, 2026.

3. How East Providence Can Use ARPA Funds

There are seven “buckets” or funding categories on which ARPA funds can be spent.

1. Public Health
 - a. This includes but is not limited to mitigating COVID-19 through vaccine programs, PPE, medical expenses, enhancing public health data systems, capital investments in public facilities in responding to public health needs.
 - b. Behavioral healthcare needs including mental health, substance abuse treatments, crisis response, hotlines, and services to promote access to social services, and payroll for benefits costs for employees or operating units.
2. Negative Economic Impacts (Assistance to Business)
 - a. Impacted industries include hospitality, leisure, travel or tourism
 - b. Rehiring public-sector staff
 - c. Replenishing UI trust funds
 - d. Small business support including grants and COVID mitigation/prevention
3. Services to Disproportionately Impacted Communities
 - a. This includes food assistance, rent, mortgage, utility assistance
 - b. Internet access
 - c. Investing in socio-economic disparities
4. Premium Pay
 - a. Funds can be used to support staff working onsite and in-person such as workers at nursing homes, hospitals, and home care settings, workers at food production facilities, grocery stores and restaurants. Funds are required to prioritize lower income workers.
5. Infrastructure
 - a. Construct, improve and repair wastewater treatment plants.
 - b. Create green infrastructure and protect waterbodies from pollution.
 - c. Broadband projects focusing on unserved or underserved populations.
6. Revenue Replacement (General Government Services)
 - a. Building new infrastructure, including roads
 - b. Cybersecurity, hardware, software, protection of critical infrastructure
 - c. Health services
 - d. Environmental remediation
 - e. School or educational services

- f. Provision of police, fire, and other public safety services.
- 7. Administrative
 - a. Funds may be used for administrative costs including consulting, project management, and implementation costs of projects.
 - b. Funds allocated into this bucket cannot exceed 10% of funds received.

4. Reporting Requirements

State and local governments receiving funding are required to report to the Department of Treasury on how funding is spent. One initial interim report is required as well as annual Project and Expenditure reports detailing project names, budgets, and statuses. The Interim Report was due August 31, 2021. The first Project and Expenditure Report is due January 31, 2022.

5. Community Engagement

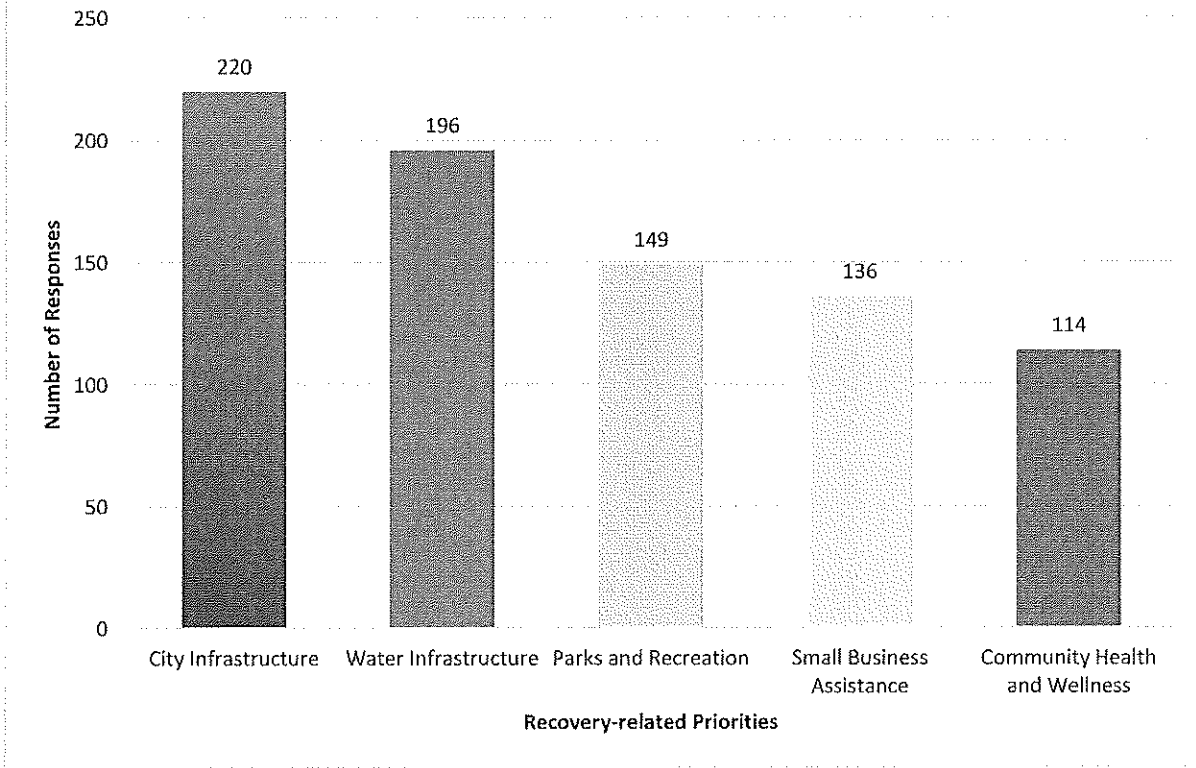
The City issued a survey during the summer of 2021 and conducted a community meeting on August 16th with Mayor Bob DaSilva, Congressman David Cicilline (RI-01), U.S. Senator Sheldon Whitehouse (D-RI), members of the East Providence City Council, East Providence Department heads, and the East Providence Area Chamber of Commerce. The City's survey asked three questions:

1. *What is your connection to East Providence?*
2. *Based on the broad goals of ARPA as outlined above, how do you recommend that the City of East Providence spend these funds? Do you have specific infrastructure ideas or programs that you would like to see funded? If so, please include your suggestions below.*
3. *Please choose your top 3 COVID-19 recovery related priorities you would like to see funded through ARPA.*

The survey received 424 responses. The top 5 priorities of survey responders were:

1. City infrastructure including improving roads and green infrastructure projects.
2. Water infrastructure including improving access to clean drinking water, wastewater, and storm water infrastructure systems.
3. Improve City parks and recreational facilities to the extent of reductions in revenues.
4. Economic Small Business Assistance: Help to address the negative economic impacts of the pandemic to small businesses.
5. Community health and wellness: Provide resources to meet health needs, are for those impacted by the pandemic, and/or offer services that address public health disparities.

Responses from residents asked to chose their top 3 COVID-19 recovery-related priorities they would like to see funded through ARPA:



6. How East Providence is Spending ARPA Funds

a. Existing Spending

The City has budgeted for the spending of \$2,327,073 of ARPA funds as of January 31, 2022. Of the money that has been allocated for spending, \$204,711 has been spent. Projects funded are detailed in the table below:

ARPA Projects as of January 2022	
Projects	Total Spent and or Budgeted
Rehiring public sector staff	\$985,006
IT Upgrades	\$56,000
Flood Prevention, Runnins River	\$158,900
Engineering/repair/replace Seawall at Rose Larisa Park	\$754,474
Water Contract Amendment	\$162,693
Sewer CIP & North Broadway Sewer Design	\$210,000
Total Expenses	\$2,327,073

b. Planned Spending by ARPA Category

The chart below displays how the City plans to allocate ARPA funding by eligible spending buckets based on input from the community.

ARPA Bucket	Potential City Funding
Public Health	\$5M
Negative Economic Impacts (Business Assistance)	\$6M
Services to Disproportionately Impacted Communities	\$2M
Infrastructure	\$10M
Revenue Replacement	\$3.28M
Administrative	\$1.5M
Total	\$27.78M

c. Proposed Projects by ARPA Category

The following projects are organized by their ARPA eligibility bucket and are being considered for funding with ARPA capital.

Public Health
<ul style="list-style-type: none"> • Funding a Community Center to house health services, employment training, and recreation services • Improve public parks, including pocket-parks in underutilized spaces • Signage and promotion for walking trails to increase recreation options and improve access to green space • Mental Health

Negative Economic Impacts (Assistance to Businesses)
<ul style="list-style-type: none"> • Invest in business incubator and shared workspaces • Storefront façade improvement program for small businesses • Grants to small businesses most impacted by the pandemic, specifically the hospitality industry • Corridor-specific promotions and events to draw in customers • Place making • Tourism

Infrastructure

- Repair Seawall at Rose Larisa Park
- Flood control
- Improving the sewer system
- Storm water management enhancements

Revenue Replacement (General Government Services)

- Filling staff positions not filled during the Pandemic
- IT upgrades
- Computer hardware, software, and cybersecurity

Services to Disproportionately Impacted Communities

- Increasing access to Wi-Fi
- New business assistance

Administrative

- Costs associated with consulting and the management of ARPA projects and programs

City of East Providence, RI

Encumbrance Budget *

31100 - Capital Fund

From 11/1/2020 Through 12/31/2021

* This report may be affected by Account Level Security

Account Code	Account Title	YTD Budget - Original	YTD Budget - Revised	Current Period Actual	YTD Actual	YTD Enc	Balance	Exp
100	City Council							
62101	Tree Planting Bullocks Point	25,000.00	25,000.00	1,159.00	1,159.00	7,160.00	16,681.00	66.72%
62110	Riverside Square Electrical Drop	3,500.00	3,500.00	0.00	0.00	3,500.00	0.00	0.00%
62118	Willett Pond Improvements	125,000.00	125,000.00	32,556.17	32,556.17	10,656.09	81,787.74	65.43%
62121	Myron Francis Fencing	12,000.00	12,000.00	0.00	0.00	12,000.00	0.00	0.00%
62123	Hunts Mills Dog Park	5,000.00	5,000.00	3,894.38	3,894.38	1,400.00	(294.38)	(5.89)%
Total 100	City Council	170,500.00	170,500.00	37,609.55	37,609.55	34,716.09	98,174.36	57.58%
155	Senior Services							
62201	Senior Center Security Cameras	17,765.00	20,000.00	0.00	0.00	0.00	20,000.00	100.00%
Total 155	Senior Services	17,765.00	20,000.00	0.00	0.00	0.00	20,000.00	100.00%
170	Information Technology							
62202	Computers for Water	12,000.00	12,000.00	0.00	0.00	0.00	12,000.00	100.00%
Total 170	Information Technology	12,000.00	12,000.00	0.00	0.00	0.00	12,000.00	100.00%
260	Finance							
62103	ERP Accounting System FY21	100,000.00	100,000.00	87,855.16	87,855.16	12,144.84	0.00	0.00%
Total 260	Finance	100,000.00	100,000.00	87,855.16	87,855.16	12,144.84	0.00	0.00%
270	Treasury							
62002	Tax Collection/Assesment Soft..	127,500.00	127,500.00	0.00	0.00	80,050.00	47,450.00	37.22%
Total 270	Treasury	127,500.00	127,500.00	0.00	0.00	80,050.00	47,450.00	37.22%
300	Planning							
61902	20-Year City Comprehensive Pl...	80,000.00	80,000.00	57,709.81	57,709.81	22,290.19	0.00	0.00%
61913	Riverside Sq. Remediated Prop...	100,000.00	100,000.00	0.00	0.00	0.00	100,000.00	100.00%
62019	Arts Grant	45,325.00	45,325.00	5,470.00	5,470.00	0.00	39,855.00	87.93%
62203	Grassy Plain Field Upgrades FY21	147,057.50	147,057.50	105,858.28	105,858.28	35,662.00	5,537.22	3.77%
Total 300	Planning	372,382.50	372,382.50	169,038.09	169,038.09	57,952.19	145,392.22	39.04%
600	Director of Public Works							
61801	Road Repair	372,822.44	372,822.44	269,182.15	269,182.15	0.00	103,640.29	27.80%

City of East Providence, RI

Encumbrance Budget *

31100 - Capital Fund

From 11/1/2020 Through 12/31/2021

* This report may be affected by Account Level Security

Account Code	Account Title	YTD Budget - Original	YTD Budget - Revised	Current Period Actual	YTD Actual	YTD Enc	Balance	Exp
61806	Road Repair/Maint per council	4,203,930.58	4,203,930.58	2,600,925.84	2,600,925.84	939,326.99	663,677.75	15.79%
Total 600	Director of Public Works	4,576,753.02	4,576,753.02	2,870,107.99	2,870,107.99	939,326.99	767,318.04	16.77%
610	Engineering							
61702	Booth Ave Slope Study in River...	15,155.31	15,155.31	13,339.04	13,339.04	48,750.00	(46,933.73)	(309.69)%
61704	Riverside Rec/DelleFemine Park...	123,000.00	123,000.00	0.00	0.00	0.00	123,000.00	100.00%
61903	Riverside Rec./DelleFemine Fiel...	129,700.00	129,700.00	0.00	0.00	0.00	129,700.00	100.00%
61914	South Broadway Culvert Replac...	505,000.00	505,000.00	419,500.00	419,500.00	960.00	84,540.00	16.74%
62004	Runnings River Channel Improv...	82,222.50	82,222.50	6,854.83	6,854.83	75,367.67	0.00	0.00%
62012	Taunton Ave Drainage Improve...	125,000.00	125,000.00	0.00	0.00	0.00	125,000.00	100.00%
62020	Pedestrian Signal Improvements	50,000.00	50,000.00	7,089.57	7,089.57	14,108.43	28,802.00	57.60%
62104	Forbes Street Landfill Closure M...	25,000.00	25,000.00	0.00	0.00	0.00	25,000.00	100.00%
62204	Two new computers - GIS & Su...	6,000.00	6,000.00	0.00	0.00	0.00	6,000.00	100.00%
62205	City Road Improvements	750,000.00	750,000.00	0.00	0.00	0.00	750,000.00	100.00%
Total 610	Engineering	1,811,077.81	1,811,077.81	446,783.44	446,783.44	139,186.10	1,225,108.27	67.55%
630	Highway							
62021	2 Stainless Steel Sanders - nee...	45,000.00	45,000.00	0.00	0.00	0.00	45,000.00	100.00%
62026	Riverside Rec/Dellefemine Field	100,000.00	100,000.00	0.00	0.00	46,000.00	54,000.00	54.00%
62029	Skate Park	30,000.00	30,000.00	10,509.00	10,509.00	0.00	19,491.00	64.97%
62032	Park Upgrades - needs council ...	70,000.00	70,000.00	0.00	0.00	0.00	70,000.00	100.00%
62034	Sabin Point Boat Ramp	30,000.00	30,000.00	0.00	0.00	0.00	30,000.00	100.00%
62119	Sidewalks	1,000,000.00	1,000,000.00	0.00	0.00	0.00	1,000,000.00	100.00%
62122	Traffic Calming Measures	200,000.00	200,000.00	17,001.07	17,001.07	45,573.28	137,425.65	68.71%
62124	City Tree Truck Repairs	40,000.00	40,000.00	0.00	0.00	38,026.41	1,973.59	4.93%
62125	Kimberly Ann Rock Field Lights	0.00	0.00	0.00	0.00	129,000.00	0.00	0.00%
62206	(3) 3/4 Pickup trucks with plows	150,000.00	150,000.00	0.00	0.00	91,820.40	58,179.60	38.79%
62207	Replace mini excavator	70,000.00	70,000.00	0.00	0.00	0.00	70,000.00	100.00%
62208	Replace backhoe	140,000.00	140,000.00	0.00	0.00	0.00	140,000.00	100.00%
62224	Bob cat trailer	10,000.00	10,000.00	10,000.00	10,000.00	0.00	0.00	0.00%
62225	3/4 ton utility body pickup w/pl...	80,000.00	80,000.00	0.00	0.00	0.00	80,000.00	100.00%
62226	3/4 ton pickup w/plow package	45,000.00	45,000.00	0.00	0.00	0.00	45,000.00	100.00%
62227	Scag turf tiger II ride on mower	15,000.00	15,000.00	0.00	0.00	0.00	15,000.00	100.00%
62228	Top dresser PTO	15,000.00	15,000.00	0.00	0.00	0.00	15,000.00	100.00%
62229	Irrigation - Pierce field little lea...	40,000.00	40,000.00	0.00	0.00	0.00	40,000.00	100.00%
62230	Landscape Trailers (double)	7,000.00	7,000.00	3,500.00	3,500.00	3,500.00	0.00	0.00%

City of East Providence, RI

Encumbrance Budget *

31100 - Capital Fund

From 11/1/2020 Through 12/31/2021

* This report may be affected by Account Level Security

Account Code	Account Title	YTD Budget - Original	YTD Budget - Revised	Current Period Actual	YTD Actual	YTD Enc	Balance	Exp
62231	Kent Heights Park improvements	200,000.00	200,000.00	0.00	0.00	0.00	200,000.00	100.00%
62232	Gleniyon Park improvements	150,000.00	150,000.00	0.00	0.00	0.00	150,000.00	100.00%
62233	Replace LED lighting-Harry Mut...	100,000.00	100,000.00	0.00	0.00	0.00	100,000.00	100.00%
62234	Tree planting	25,000.00	25,000.00	0.00	0.00	0.00	25,000.00	100.00%
62238	Hull Street Park Lights/Landsca...	0.00	100,157.00	0.00	0.00	92,657.00	7,500.00	7.49%
62239	KRob Skate Park Repairs/Impro...	0.00	25,000.00	0.00	0.00	0.00	25,000.00	100.00%
Total 630	Highway	2,562,000.00	2,816,157.00	41,010.07	41,010.07	446,577.09	2,328,569.84	82.69%
660	Public Buildings							
61905	Sweetland-Siding, Porch, Ext. R...	7,800.42	7,800.42	0.00	0.00	0.00	7,800.42	100.00%
61916	Weaver House-Exterior Painting...	76,775.60	76,775.60	0.00	0.00	0.00	76,775.60	100.00%
61921	Electronic Access System at Cit...	80,000.00	80,000.00	63,585.27	63,585.27	14,860.73	1,554.00	1.94%
61926	Surveillance Cameras at Pierce...	18,000.00	18,000.00	9,293.74	9,293.74	0.00	8,706.26	48.37%
62006	Weaver Library Sprinkler System	200,000.00	200,000.00	131,850.00	131,850.00	65,150.00	3,000.00	1.50%
62022	Sweetland House Repair - need...	100,000.00	100,000.00	0.00	0.00	0.00	100,000.00	100.00%
62027	Central Garage Security	30,000.00	30,000.00	0.00	0.00	30,000.00	0.00	0.00%
62030	Collection/Clerk Security	95,591.39	95,591.39	5,483.00	5,483.00	49,335.00	40,773.39	42.65%
62106	Central Garage Sprinklers	200,000.00	200,000.00	0.00	0.00	0.00	200,000.00	100.00%
62209	Weaver Library - replace fire al...	25,000.00	25,000.00	0.00	0.00	0.00	25,000.00	100.00%
62210	DPW garage-update heating co...	50,000.00	50,000.00	0.00	0.00	0.00	50,000.00	100.00%
62211	City Hall-new controls HVAC & ...	25,000.00	25,000.00	0.00	0.00	0.00	25,000.00	100.00%
62212	City Hall-Accoustical Tile replaced	100,000.00	100,000.00	0.00	0.00	0.00	100,000.00	100.00%
62213	City Hall-install of fire proof car...	50,000.00	50,000.00	0.00	0.00	0.00	50,000.00	100.00%
62214	DPW-five ton split system (roof...	50,000.00	50,000.00	0.00	0.00	0.00	50,000.00	100.00%
62215	City Hall-new outside LED lighting	30,000.00	30,000.00	0.00	0.00	0.00	30,000.00	100.00%
62216	(4) Car & truck charging stations	25,000.00	25,000.00	0.00	0.00	0.00	25,000.00	100.00%
62217	Turner Reservoir Pump Station	50,000.00	50,000.00	0.00	0.00	0.00	50,000.00	100.00%
Total 660	Public Buildings	1,213,167.41	1,213,167.41	210,212.01	210,212.01	159,345.73	843,609.67	69.54%
670	Central Garage							
61906	Central Garage-Life & Fire Safe...	150,000.00	150,000.00	85,071.00	85,071.00	10,594.00	54,335.00	36.22%
62218	Diagnostic program	12,000.00	12,000.00	7,590.00	7,590.00	2,700.00	1,710.00	14.25%
62219	Fuel MGT system	75,000.00	75,000.00	0.00	0.00	0.00	75,000.00	100.00%
Total 670	Central Garage	237,000.00	237,000.00	92,661.00	92,661.00	13,294.00	131,045.00	55.29%
700	Police							

City of East Providence, RI
 Encumbrance Budget *
 31100 - Capital Fund

From 11/1/2020 Through 12/31/2021

* This report may be affected by Account Level Security

Account Code	Account Title	YTD Budget - Original	YTD Budget - Revised	Current Period Actual	YTD Actual	YTD Enc	Balance	Exp
62220	Police sub station	175,000.00	175,000.00	0.00	0.00	0.00	175,000.00	100.00%
Total 700	Police	175,000.00	175,000.00	0.00	0.00	0.00	175,000.00	100.00%
750	Fire							
61703	3 Fire Truck Lease	743,899.23	743,899.23	495,932.82	495,932.82	0.00	247,966.41	33.33%
61917	Replacement of Rescue 1	54,365.76	7,027.98	15,202.98	15,202.98	0.00	(8,175.00)	(116.32)%
61922	Replacement of Ladder 3	254,893.79	254,893.79	221,082.32	221,082.32	14,434.65	19,376.82	7.60%
62016	Lease Payment for Fire Engine	247,966.00	839,020.43	209,755.43	209,755.43	0.00	629,265.00	75.00%
62023	Replace Station 3 Floor	38,981.00	38,981.00	36,902.00	36,902.00	0.00	2,079.00	5.33%
62221	(20) Desktop computers & (20)...	33,000.00	33,000.00	0.00	0.00	0.00	33,000.00	100.00%
62222	Replacement of Engine 4 (foam...	200,000.00	200,000.00	0.00	0.00	0.00	200,000.00	100.00%
Total 750	Fire	1,573,105.78	2,116,822.43	978,875.55	978,875.55	14,434.65	1,123,512.23	53.08%
800	Recreation							
62223	Landscaping and Lighting (Seni...	30,000.00	30,000.00	0.00	0.00	0.00	30,000.00	100.00%
Total 800	Recreation	30,000.00	30,000.00	0.00	0.00	0.00	30,000.00	100.00%
801	Pierce Stadium							
61604	Pierce Field Bathroom Upgrades	22,511.38	22,511.38	0.00	0.00	0.00	22,511.38	100.00%
61923	Pierce Field - Handicap Upgrad...	32,384.33	32,384.33	29,913.88	29,913.88	0.00	2,470.45	7.63%
62009	Basketball Court Renovation	53,224.01	53,224.01	51,773.70	51,773.70	0.00	1,450.31	2.72%
62017	Baseball Scoreboard and Sound...	21,680.50	21,680.50	0.00	0.00	21,680.50	0.00	0.00%
62024	Pavilion with Gazebo	75,000.00	75,000.00	3,500.00	3,500.00	32,361.00	39,139.00	52.19%
Total 801	Pierce Stadium	204,800.22	204,800.22	85,187.58	85,187.58	54,041.50	65,571.14	32.02%
840	Parks							
62108	Stump Grinder	50,000.00	50,000.00	0.00	0.00	0.00	50,000.00	100.00%
62120	Park Upgrades	175,000.00	175,000.00	0.00	0.00	175,000.00	0.00	0.00%
Total 840	Parks	225,000.00	225,000.00	0.00	0.00	175,000.00	50,000.00	22.22%
850	Carousel							
62010	Structural Stabilization Phase 1	44,510.00	44,510.00	9,985.00	9,985.00	34,525.00	0.00	0.00%
62018	Ice Skating Rink	100,000.00	100,000.00	0.00	0.00	0.00	100,000.00	100.00%
62025	Concession Building	150,000.00	150,000.00	0.00	0.00	0.00	150,000.00	100.00%

City of East Providence, RI

Encumbrance Budget *

31100 - Capital Fund

From 11/1/2020 Through 12/31/2021

* This report may be affected by Account Level Security

Account Code	Account Title	YTD Budget - Original	YTD Budget - Revised	Current Period Actual	YTD Actual	YTD Enc	Balance	Exp
62109	Stabilization phase 1	60,000.00	60,000.00	0.00	0.00	49,050.00	10,950.00	18.25%
62117	Carousel Facilities Improvements	150,000.00	150,000.00	0.00	0.00	43,570.00	106,430.00	70.95%
62235	Carousel-upper window restora...	17,760.00	17,760.00	0.00	0.00	0.00	17,760.00	100.00%
62236	Carousel-reinforce and restore	6,380.00	6,380.00	0.00	0.00	0.00	6,380.00	100.00%
62237	Carousel-building floors (sand ...	10,000.00	10,000.00	0.00	0.00	0.00	10,000.00	100.00%
Total 850	Carousel	538,650.00	538,650.00	9,985.00	9,985.00	127,145.00	401,520.00	74.54%
	Total 31100 - Capital Fund	13,946,701.74	14,746,810.39	5,029,325.44	5,029,325.44	2,253,214.18	7,464,270.77	50.62%
Report Total		13,946,701.74	14,746,810.39	5,029,325.44	5,029,325.44	2,253,214.18	7,464,270.77	0.00%

City of East Providence, RI
 Encumbrance Budget *
 11000 - General Fund

From 12/1/2021 Through 12/31/2021

* This report may be affected by Account Level Security

Account Code	Account Title	FY 22 Budget	Current Period Actual	YTD Actual	YTD Enc	Remaining Balance	Percent Total Budget Remaining - Revised
100	City Council						
51110	Regular Salaries	15,300.00	1,076.88	1,884.54	0.00	13,415.46	87.68%
51141	Stipends	0.00	258.48	452.34	0.00	(452.34)	(100.00)%
52301	FICA	1,735.00	82.80	144.90	0.00	1,590.10	91.64%
52302	Medicare	0.00	19.36	33.88	0.00	(33.88)	(100.00)%
53000	Purchased Professional Services	82,175.00	0.00	0.00	0.00	82,175.00	100.00%
53402	Legal Services	75,000.00	0.00	9,690.00	0.00	65,310.00	87.08%
53705	Postage	500.00	0.00	0.00	0.00	500.00	100.00%
54403	Telephone/Communications	0.00	0.00	64.39	0.00	(64.39)	(100.00)%
55001	Public Celebrations	3,200.00	0.00	0.00	0.00	3,200.00	100.00%
56100	General Office Expense	2,500.00	473.85	473.85	(473.85)	2,500.00	100.00%
Total 100	City Council	180,410.00	1,911.37	12,743.90	(473.85)	168,139.95	93.20%
125	Mayor						
51110	Regular Salaries	329,301.00	25,330.86	44,283.89	0.00	285,017.11	86.55%
51201	Overtime	0.00	630.50	1,071.85	0.00	(1,071.85)	(100.00)%
52101	Health Insurance	8,555.00	0.00	700.07	0.00	7,854.93	91.81%
52102	Life Insurance	2,198.00	0.00	151.56	0.00	2,046.44	93.10%
52103	Dental Insurance	330.00	0.00	27.10	0.00	302.90	91.78%
52110	Health Coshare	(1,283.00)	(98.20)	(196.40)	0.00	(1,086.60)	(84.69)%
52208	Mers Pension	70,997.00	5,461.32	9,547.58	0.00	61,449.42	86.55%
52218	TIAA	0.00	253.32	442.85	0.00	(442.85)	(100.00)%
52301	FICA	25,402.00	1,603.52	2,801.41	0.00	22,600.59	88.97%
52302	Medicare	0.00	375.02	655.17	0.00	(655.17)	(100.00)%
52902	Employee Assistance	75.00	0.00	0.00	0.00	75.00	100.00%
53705	Postage	3,498.00	101.01	145.76	0.00	3,352.24	95.83%
54403	Telephone/Communications	4,000.00	0.00	239.92	0.00	3,760.08	94.00%
56100	General Office Expense	16,500.00	688.11	2,211.27	409.35	13,879.38	84.11%
56211	Gas, Oil & Lubricants	500.00	218.28	365.96	0.00	134.04	26.80%
57301	Repairs - Vehicles	1,000.00	0.00	0.00	0.00	1,000.00	100.00%
57311	Technology Software	350.00	0.00	0.00	0.00	350.00	100.00%
58102	Dues & Fees	3,068.00	0.00	0.00	0.00	3,068.00	100.00%
Total 125	Mayor	464,491.00	34,563.74	62,447.99	409.35	401,633.66	86.47%
155	Senior Services						

City of East Providence, RI

Encumbrance Budget *

11000 - General Fund

From 12/1/2021 Through 12/31/2021

* This report may be affected by Account Level Security

Account Code	Account Title	FY 22 Budget	Current Period Actual	YTD Actual	YTD Enc	Remaining Balance	Percent Total Budget Remaining - Revised
51110	Regular Salaries	135,174.00	8,365.90	14,627.82	0.00	120,546.18	89.17%
51116	Part Time / Temporary Pay	131,560.00	8,353.14	10,613.35	0.00	120,946.65	91.93%
51133	Longevity	2,204.00	0.00	0.00	0.00	2,204.00	100.00%
52101	Health Insurance	40,030.00	0.00	1,400.14	0.00	38,629.86	96.50%
52102	Life Insurance	1,074.00	0.00	75.78	0.00	998.22	92.94%
52103	Dental Insurance	1,839.00	0.00	54.20	0.00	1,784.80	97.05%
52110	Health Coshare	(7,481.00)	(227.44)	(454.88)	0.00	(7,026.12)	93.91%
52208	Mers Pension	29,619.00	1,803.68	3,153.74	0.00	26,465.26	89.35%
52218	TIAA	0.00	83.66	146.28	0.00	(146.28)	(100.00)%
52301	FICA	10,064.00	1,186.20	1,827.49	0.00	8,236.51	81.84%
52302	Medicare	0.00	277.41	427.39	0.00	(427.39)	(100.00)%
52902	Employee Assistance	38.00	0.00	0.00	0.00	38.00	100.00%
53111	Instructors	19,760.00	1,545.00	1,640.00	35.00	18,085.00	91.52%
53300	Professional Development	100.00	0.00	0.00	0.00	100.00	100.00%
53705	Postage	500.00	34.21	66.90	0.00	433.10	86.62%
54310	Repairs - Building	2,272.00	420.41	973.32	(250.92)	1,549.60	68.20%
54402	Water	4,510.00	114.55	229.10	0.00	4,280.90	94.92%
54403	Telephone/Communications	3,840.00	0.00	583.50	0.00	3,256.50	84.80%
55000	Program Costs	5,000.00	492.31	808.71	(42.06)	4,233.35	84.66%
55800	Training & Conferences	500.00	0.00	0.00	0.00	500.00	100.00%
56100	General Office Expense	1,000.00	200.39	200.39	(131.52)	931.13	93.11%
56209	Heating Gas/Oil	7,500.00	792.67	1,189.90	0.00	6,310.10	84.13%
56211	Gas, Oil & Lubricants	3,500.00	23.90	47.56	0.00	3,452.44	98.64%
56215	Electricity	6,000.00	774.63	1,393.80	0.00	4,606.20	76.77%
57301	Repairs - Vehicles	4,000.00	0.00	0.00	0.00	4,000.00	100.00%
57305	Repair & Maintenance -Equipm...	2,000.00	0.00	693.02	270.95	1,036.03	51.80%
57311	Technology Software	3,695.00	0.00	0.00	0.00	3,695.00	100.00%
Total 155	Senior Services	408,298.00	24,240.62	39,697.51	(118.55)	368,719.04	90.31%
170	Information Technology						
51110	Regular Salaries	353,879.00	27,221.40	47,379.20	0.00	306,499.80	86.61%
51133	Longevity	19,435.00	0.00	0.00	0.00	19,435.00	100.00%
51201	Overtime	3,000.00	0.00	0.00	0.00	3,000.00	100.00%
52101	Health Insurance	38,093.00	0.00	3,117.27	0.00	34,975.73	91.81%
52102	Life Insurance	2,198.00	0.00	189.45	0.00	2,008.55	91.38%
52103	Dental Insurance	1,665.00	0.00	136.94	0.00	1,528.06	91.77%

City of East Providence, RI

Encumbrance Budget *

11000 - General Fund

From 12/1/2021 Through 12/31/2021

* This report may be affected by Account Level Security

Account Code	Account Title	FY 22 Budget	Current Period Actual	YTD Actual	YTD Enc	Remaining Balance	Percent Total Budget Remaining - Revised
52110	Health Coshare	(7,619.00)	(581.84)	(1,163.68)	0.00	(6,455.32)	84.72%
52208	Mers Pension	80,486.00	5,868.92	10,214.93	0.00	70,271.07	87.30%
52218	TIAA	0.00	272.22	473.80	0.00	(473.80)	(100.00)%
52301	FICA	28,769.00	1,651.66	2,874.39	0.00	25,894.61	90.00%
52302	Medicare	0.00	386.28	672.24	0.00	(672.24)	(100.00)%
52902	Employee Assistance	75.00	0.00	0.00	0.00	75.00	100.00%
53000	Purchased Professional Services	5,000.00	0.00	0.00	0.00	5,000.00	100.00%
54320	Supplies - Technology	14,000.00	0.00	0.00	521.02	13,478.98	96.27%
54403	Telephone/Communications	37,560.00	4,452.14	7,934.35	442.05	29,183.60	77.69%
55800	Training & Conferences	2,000.00	0.00	0.00	0.00	2,000.00	100.00%
56100	General Office Expense	2,100.00	0.00	28.17	0.00	2,071.83	98.65%
57309	Computer Hardware / Electrical	20,000.00	0.00	0.00	15,529.69	4,470.31	22.35%
57311	Technology Software	144,100.00	23,199.56	31,018.72	19,227.14	93,854.14	65.13%
Total 170	Information Technology	744,741.00	62,470.34	102,875.78	35,719.90	606,145.32	81.39%
200	City Clerk						
51110	Regular Salaries	412,780.00	29,310.20	52,547.55	0.00	360,232.45	87.26%
51117	Court Pay	40,357.00	360.76	631.33	0.00	39,725.67	98.43%
51133	Longevity	13,534.00	0.00	0.00	0.00	13,534.00	100.00%
51201	Overtime	0.00	2,505.85	4,290.34	0.00	(4,290.34)	(100.00)%
52101	Health Insurance	101,043.00	0.00	8,268.66	0.00	92,774.34	91.81%
52102	Life Insurance	2,882.00	0.00	248.39	0.00	2,633.61	91.38%
52103	Dental Insurance	5,690.00	0.00	412.26	0.00	5,277.74	92.75%
52110	Health Coshare	(17,683.00)	(934.08)	(2,026.65)	0.00	(15,656.35)	88.53%
52208	Mers Pension	91,914.00	5,700.92	10,309.95	0.00	81,604.05	88.78%
52218	TIAA	0.00	264.46	478.25	0.00	(478.25)	(100.00)%
52301	FICA	32,907.00	1,937.29	3,461.10	0.00	29,445.90	89.48%
52302	Medicare	0.00	453.08	809.46	0.00	(809.46)	(100.00)%
52902	Employee Assistance	105.00	0.00	0.00	0.00	105.00	100.00%
52910	Employee Education/Training	3,000.00	0.00	0.00	0.00	3,000.00	100.00%
53000	Purchased Professional Services	6,551.00	167.96	231.04	(167.96)	6,487.92	99.03%
53300	Professional Development	0.00	117.88	471.54	0.00	(471.54)	(100.00)%
53705	Postage	2,000.00	222.03	384.69	0.00	1,615.31	80.76%
54403	Telephone/Communications	126.00	0.00	12.50	0.00	113.50	90.07%
55400	Advertising, Printing	25,000.00	0.00	1,219.28	2,178.00	21,602.72	86.41%
56100	General Office Expense	6,825.00	1,708.35	2,137.61	(5.56)	4,692.95	68.76%

City of East Providence, RI

Encumbrance Budget *

11000 - General Fund

From 12/1/2021 Through 12/31/2021

* This report may be affected by Account Level Security

Account Code	Account Title	FY 22 Budget	Current Period Actual	YTD Actual	YTD Enc	Remaining Balance	Percent Total Budget Remaining - Revised
57305	Repair & Maintenance -Equipm...	900.00	0.00	(51.40)	0.00	951.40	105.71%
57311	Technology Software	6,040.00	0.00	0.00	0.00	6,040.00	100.00%
58102	Dues & Fees	800.00	0.00	0.00	0.00	800.00	100.00%
Total 200	City Clerk	734,771.00	41,814.70	83,835.90	2,004.48	648,930.62	88.32%
260	Finance						
51110	Regular Salaries	473,601.00	33,913.68	67,509.52	0.00	406,091.48	85.74%
51133	Longevity	20,171.00	0.00	0.00	0.00	20,171.00	100.00%
51141	Stipends	0.00	384.62	673.08	0.00	(673.08)	(100.00)%
51322	Severance Pay	0.00	2,603.59	2,603.59	0.00	(2,603.59)	(100.00)%
52101	Health Insurance	92,488.00	0.00	5,851.46	0.00	86,636.54	93.67%
52102	Life Insurance	2,540.00	0.00	218.92	0.00	2,321.08	91.38%
52103	Dental Insurance	5,360.00	0.00	358.06	0.00	5,001.94	93.31%
52110	Health Coshare	(17,449.00)	(899.03)	(1,799.97)	0.00	(15,649.03)	89.68%
52208	Mers Pension	106,457.00	7,338.59	13,190.26	0.00	93,266.74	87.60%
52218	TIAA	0.00	359.17	644.63	0.00	(644.63)	(100.00)%
52301	FICA	38,502.00	2,205.95	3,827.14	0.00	34,674.86	90.05%
52302	Medicare	0.00	515.90	895.04	0.00	(895.04)	(100.00)%
52401	Deferred Compensation	6,227.00	0.00	0.00	0.00	6,227.00	100.00%
52902	Employee Assistance	90.00	0.00	0.00	0.00	90.00	100.00%
53000	Purchased Professional Services	12,500.00	0.00	0.00	0.00	12,500.00	100.00%
53705	Postage	3,200.00	232.63	514.75	0.00	2,685.25	83.91%
54403	Telephone/Communications	1,200.00	0.00	94.61	0.00	1,105.39	92.11%
55800	Training & Conferences	1,500.00	0.00	0.00	0.00	1,500.00	100.00%
56100	General Office Expense	5,000.00	445.48	493.20	(28.18)	4,534.98	90.69%
57305	Repair & Maintenance -Equipm...	700.00	0.00	126.33	0.00	573.67	81.95%
58102	Dues & Fees	1,000.00	0.00	0.00	0.00	1,000.00	100.00%
Total 260	Finance	753,087.00	47,100.58	95,200.62	(28.18)	657,914.56	87.36%
270	Treasury						
51110	Regular Salaries	265,972.00	20,160.92	35,246.09	0.00	230,725.91	86.74%
51133	Longevity	15,590.00	0.00	0.00	0.00	15,590.00	100.00%
51201	Overtime	5,000.00	0.00	0.00	0.00	5,000.00	100.00%
52101	Health Insurance	59,076.00	0.00	4,834.40	0.00	54,241.60	91.81%
52102	Life Insurance	2,051.00	0.00	206.29	0.00	1,844.71	89.94%

City of East Providence, RI

Encumbrance Budget *

11000 - General Fund

From 12/1/2021 Through 12/31/2021

* This report may be affected by Account Level Security

Account Code	Account Title	FY 22 Budget	Current Period Actual	YTD Actual	YTD Enc	Remaining Balance	Percent Total Budget Remaining - Revised
52103	Dental Insurance	3,677.00	0.00	302.42	0.00	3,374.58	91.77%
52110	Health Coshare	(9,484.00)	(608.58)	(1,217.16)	0.00	(8,266.84)	87.16%
52208	Mers Pension	60,705.00	4,346.70	7,599.06	0.00	53,105.94	87.48%
52218	TIAA	0.00	240.64	420.73	0.00	(420.73)	(100.00)%
52301	FICA	21,902.00	1,204.62	2,105.88	0.00	19,796.12	90.38%
52302	Medicare	0.00	281.72	492.49	0.00	(492.49)	(100.00)%
52401	Deferred Compensation	2,000.00	0.00	0.00	0.00	2,000.00	100.00%
52902	Employee Assistance	75.00	0.00	0.00	0.00	75.00	100.00%
53000	Purchased Professional Services	61,000.00	1,271.45	2,245.82	(238.88)	58,993.06	96.70%
53705	Postage	32,000.00	570.81	606.24	0.00	31,393.76	98.10%
54403	Telephone/Communications	0.00	0.00	13.01	0.00	(13.01)	(100.00)%
55400	Advertising, Printing	14,000.00	194.91	194.91	0.00	13,805.09	98.60%
56100	General Office Expense	5,500.00	0.00	71.77	0.00	5,428.23	98.69%
56101	Office Equipment	5,000.00	0.00	0.00	0.00	5,000.00	100.00%
57305	Repair & Maintenance -Equipm...	2,000.00	0.00	0.00	0.00	2,000.00	100.00%
57311	Technology Software	7,900.00	0.00	0.00	0.00	7,900.00	100.00%
58102	Dues & Fees	300.00	30.00	30.00	0.00	270.00	90.00%
Total 270	Treasury	554,264.00	27,693.19	53,151.95	(238.88)	501,350.93	90.45%
290	Assessment						
51110	Regular Salaries	308,872.00	19,893.52	34,781.09	0.00	274,090.91	88.73%
51133	Longevity	12,326.00	0.00	0.00	0.00	12,326.00	100.00%
52101	Health Insurance	71,505.00	0.00	5,851.46	0.00	65,653.54	91.81%
52102	Life Insurance	2,002.00	0.00	172.61	0.00	1,829.39	91.37%
52103	Dental Insurance	4,354.00	0.00	302.42	0.00	4,051.58	93.05%
52110	Health Coshare	(12,397.00)	(717.10)	(1,434.20)	0.00	(10,962.80)	88.43%
52208	Mers Pension	69,250.00	4,996.78	8,735.60	0.00	60,514.40	87.38%
52218	TIAA	0.00	201.80	352.81	0.00	(352.81)	(100.00)%
52301	FICA	24,782.00	1,389.30	2,428.76	0.00	22,353.24	90.19%
52302	Medicare	0.00	324.92	568.02	0.00	(568.02)	(100.00)%
52902	Employee Assistance	75.00	0.00	0.00	0.00	75.00	100.00%
52910	Employee Education/Training	3,000.00	0.00	0.00	0.00	3,000.00	100.00%
53000	Purchased Professional Services	150,000.00	0.00	0.00	0.00	150,000.00	100.00%
53705	Postage	1,000.00	116.14	208.76	0.00	791.24	79.12%
54403	Telephone/Communications	600.00	0.00	41.23	0.00	558.77	93.12%
55400	Advertising, Printing	1,700.00	0.00	0.00	0.00	1,700.00	100.00%

City of East Providence, RI
 Encumbrance Budget *
 11000 - General Fund

From 12/1/2021 Through 12/31/2021

* This report may be affected by Account Level Security

Account Code	Account Title	FY 22 Budget	Current Period Actual	YTD Actual	YTD Enc	Remaining Balance	Percent Total Budget Remaining - Revised
55800	Training & Conferences	300.00	0.00	0.00	0.00	300.00	100.00%
56100	General Office Expense	600.00	33.57	57.50	0.00	542.50	90.41%
56101	Office Equipment	1,000.00	0.00	0.00	0.00	1,000.00	100.00%
57305	Repair & Maintenance -Equipm...	400.00	0.00	94.36	0.00	305.64	76.41%
57311	Technology Software	16,500.00	0.00	0.00	0.00	16,500.00	100.00%
58102	Dues & Fees	285.00	0.00	35.00	0.00	250.00	87.71%
Total 290	Assessment	656,154.00	26,238.93	52,195.42	0.00	603,958.58	92.05%
300	Planning						
51110	Regular Salaries	484,060.00	32,521.76	61,223.48	0.00	422,836.52	87.35%
51116	Part Time / Temporary Pay	19,686.00	1,330.00	2,185.00	0.00	17,501.00	88.90%
51133	Longevity	16,377.00	0.00	0.00	0.00	16,377.00	100.00%
52101	Health Insurance	71,505.00	0.00	4,834.40	0.00	66,670.60	93.23%
52102	Life Insurance	2,589.00	0.00	151.56	0.00	2,437.44	94.14%
52103	Dental Insurance	3,677.00	0.00	273.88	0.00	3,403.12	92.55%
52110	Health Costare	(14,301.00)	(1,220.94)	(2,441.88)	0.00	(11,859.12)	82.92%
52208	Mers Pension	107,895.00	7,298.42	12,767.71	0.00	95,127.29	88.16%
52218	TIAA	0.00	281.12	491.74	0.00	(491.74)	(100.00)%
52301	FICA	40,571.00	2,008.80	3,505.26	0.00	37,065.74	91.36%
52302	Medicare	0.00	469.80	819.78	0.00	(819.78)	(100.00)%
52401	Deferred Compensation	6,000.00	0.00	0.00	0.00	6,000.00	100.00%
52902	Employee Assistance	90.00	0.00	0.00	0.00	90.00	100.00%
53000	Purchased Professional Services	28,000.00	3,151.12	3,326.12	0.00	24,673.88	88.12%
53705	Postage	1,800.00	38.24	180.99	0.00	1,619.01	89.94%
54403	Telephone/Communications	600.00	0.00	123.69	0.00	476.31	79.38%
55400	Advertising, Printing	10,500.00	225.00	420.00	(225.00)	10,305.00	98.14%
55401	Advertising - Subdivision	500.00	0.00	0.00	0.00	500.00	100.00%
55800	Training & Conferences	4,750.00	0.00	0.00	1,099.60	3,650.40	76.85%
56100	General Office Expense	1,875.00	68.19	137.80	0.00	1,737.20	92.65%
56101	Office Equipment	4,300.00	0.00	0.00	0.00	4,300.00	100.00%
57305	Repair & Maintenance -Equipm...	1,300.00	0.00	367.97	0.00	932.03	71.69%
57311	Technology Software	7,500.00	0.00	0.00	2,500.00	5,000.00	66.66%
58102	Dues & Fees	3,090.00	300.00	430.00	0.00	2,660.00	86.08%
Total 300	Planning	802,364.00	46,471.51	88,797.50	3,374.60	710,191.90	88.51%

City of East Providence, RI

Encumbrance Budget *

11000 - General Fund

From 12/1/2021 Through 12/31/2021

* This report may be affected by Account Level Security

Account Code	Account Title	FY 22 Budget	Current Period Actual	YTD Actual	YTD Enc	Remaining Balance	Percent Total Budget Remaining - Revised
350	Law						
51110	Regular Salaries	112,865.00	8,681.90	17,359.00	0.00	95,506.00	84.61%
51116	Part Time / Temporary Pay	14,820.00	0.00	0.00	0.00	14,820.00	100.00%
51133	Longevity	8,652.00	0.00	0.00	0.00	8,652.00	100.00%
52102	Life Insurance	879.00	0.00	75.78	0.00	803.22	91.37%
52103	Dental Insurance	330.00	0.00	27.10	0.00	302.90	91.78%
52110	Health Coshare	0.00	(1.26)	(2.52)	0.00	2.52	(100.00)%
52208	Mers Pension	26,199.00	1,871.82	3,275.68	0.00	22,923.32	87.49%
52218	TIAA	0.00	38.60	67.55	0.00	(67.55)	(100.00)%
52301	FICA	10,667.00	538.20	941.85	0.00	9,725.15	91.17%
52302	Medicare	0.00	125.86	220.25	0.00	(220.25)	(100.00)%
52401	Deferred Compensation	2,000.00	0.00	0.00	0.00	2,000.00	100.00%
52902	Employee Assistance	30.00	0.00	0.00	0.00	30.00	100.00%
53000	Purchased Professional Services	215,000.00	13,632.00	38,602.66	(13,632.00)	190,029.34	88.38%
53705	Postage	500.00	9.94	29.93	0.00	470.07	94.01%
54403	Telephone/Communications	126.00	0.00	53.73	0.00	72.27	57.35%
55800	Training & Conferences	1,000.00	0.00	0.00	0.00	1,000.00	100.00%
56100	General Office Expense	1,200.00	0.00	97.04	126.88	976.08	81.34%
56101	Office Equipment	500.00	0.00	0.00	0.00	500.00	100.00%
56219	Supplies - Cleaning	300.00	0.00	0.00	0.00	300.00	100.00%
56400	Books	2,000.00	0.00	1,246.07	43.90	710.03	35.50%
57305	Repair & Maintenance -Equipm...	1,000.00	0.00	397.73	0.00	602.27	60.22%
Total 350	Law	398,068.00	24,897.06	62,391.85	(13,461.22)	349,137.37	87.71%
400	Human Resources						
51110	Regular Salaries	347,328.00	19,996.54	34,984.33	0.00	312,343.67	89.92%
51133	Longevity	14,756.00	0.00	0.00	0.00	14,756.00	100.00%
52101	Health Insurance	96,766.00	0.00	7,568.59	0.00	89,197.41	92.17%
52102	Life Insurance	2,369.00	0.00	147.35	0.00	2,221.65	93.78%
52103	Dental Insurance	5,195.00	0.00	302.42	0.00	4,892.58	94.17%
52110	Health Coshare	(18,090.00)	(1,248.96)	(2,497.92)	0.00	(15,592.08)	86.19%
52208	Mers Pension	78,065.00	4,311.28	7,542.66	0.00	70,522.34	90.33%
52218	TIAA	0.00	221.22	387.03	0.00	(387.03)	(100.00)%
52301	FICA	27,930.00	1,154.25	2,019.33	0.00	25,910.67	92.77%
52302	Medicare	0.00	269.94	472.25	0.00	(472.25)	(100.00)%
52501	Unemployment	40,000.00	0.00	0.00	0.00	40,000.00	100.00%

City of East Providence, RI

Encumbrance Budget *

11000 - General Fund

From 12/1/2021 Through 12/31/2021

* This report may be affected by Account Level Security

Account Code	Account Title	FY 22 Budget	Current Period Actual	YTD Actual	YTD Enc	Remaining Balance	Percent Total Budget Remaining - Revised
52902	Employee Assistance	83.00	0.00	0.00	0.00	83.00	100.00%
52910	Employee Education/Training	25,000.00	0.00	0.00	0.00	25,000.00	100.00%
53000	Purchased Professional Services	15,000.00	316.99	3,002.75	(2,685.76)	14,683.01	97.88%
53103	Medicaid Penalty	7,500.00	0.00	0.00	0.00	7,500.00	100.00%
53501	Adp Fees	113,302.00	11,813.94	23,690.71	0.00	89,611.29	79.09%
53705	Postage	2,000.00	30.58	52.19	0.00	1,947.81	97.39%
54403	Telephone/Communications	1,020.00	0.00	53.73	0.00	966.27	94.73%
54501	Unemployment Insurance	0.00	0.00	1,001.35	285.50	(1,286.85)	(100.00)%
55501	Printing - Forms	250.00	0.00	0.00	0.00	250.00	100.00%
55600	Tuition Reimbursement	0.00	705.00	705.00	0.00	(705.00)	(100.00)%
55800	Training & Conferences	2,500.00	0.00	0.00	0.00	2,500.00	100.00%
55815	Training/Recruitment	10,000.00	0.00	157.67	0.00	9,842.33	98.42%
56100	General Office Expense	3,000.00	0.00	39.02	105.28	2,855.70	95.19%
56101	Office Equipment	700.00	0.00	0.00	0.00	700.00	100.00%
57305	Repair & Maintenance -Equipm...	1,500.00	0.00	666.27	0.00	833.73	55.58%
58102	Dues & Fees	600.00	0.00	0.00	0.00	600.00	100.00%
Total 400	Human Resources	776,774.00	37,570.78	80,294.73	(2,294.98)	698,774.25	89.96%
410	Affirmative Action/Human Services						
51110	Regular Salaries	110,022.00	9,222.81	15,706.29	0.00	94,315.71	85.72%
51133	Longevity	8,184.00	0.00	0.00	0.00	8,184.00	100.00%
52101	Health Insurance	25,261.00	0.00	1,717.13	0.00	23,543.87	93.20%
52102	Life Insurance	659.00	0.00	37.89	0.00	621.11	94.25%
52103	Dental Insurance	1,171.00	0.00	82.74	0.00	1,088.26	92.93%
52110	Health Coshare	(4,838.00)	(320.84)	(641.68)	0.00	(4,196.32)	86.73%
52208	Mers Pension	25,485.00	1,988.44	3,386.27	0.00	22,098.73	86.71%
52218	TIAA	0.00	102.42	174.90	0.00	(174.90)	(100.00)%
52301	FICA	9,106.00	538.80	916.02	0.00	8,189.98	89.94%
52302	Medicare	3,000.00	126.01	214.22	0.00	(214.22)	(100.00)%
52902	Employee Assistance	23.00	0.00	0.00	0.00	23.00	100.00%
53705	Postage	200.00	0.00	0.00	0.00	200.00	100.00%
54403	Telephone/Communications	980.00	0.00	94.61	0.00	885.39	90.34%
55800	Training & Conferences	3,000.00	0.00	0.00	0.00	3,000.00	100.00%
56100	General Office Expense	2,800.00	0.00	19.02	0.00	2,780.98	99.32%
56101	Office Equipment	1,000.00	0.00	0.00	0.00	1,000.00	100.00%
57309	Computer Hardware / Electrical	200.00	0.00	0.00	0.00	200.00	100.00%

City of East Providence, RI

Encumbrance Budget *

11000 - General Fund

From 12/1/2021 Through 12/31/2021

* This report may be affected by Account Level Security

Account Code	Account Title	FY 22 Budget	Current Period Actual	YTD Actual	YTD Enc	Remaining Balance	Percent Total Budget Remaining - Revised
Total 410	Affirmative Action/Human Services	183,253.00	11,657.64	21,707.41	0.00	161,545.59	88.15%
450	Canvassing Authority						
51110	Regular Salaries	148,569.00	8,044.42	19,215.30	0.00	129,353.70	87.06%
51120	Boards & Commissions	3,000.00	76.92	134.61	0.00	2,865.39	95.51%
51133	Longevity	8,778.00	0.00	0.00	0.00	8,778.00	100.00%
51201	Overtime	5,000.00	0.00	0.00	0.00	5,000.00	100.00%
51322	Severance Pay	0.00	0.00	687.75	0.00	(687.75)	(100.00)%
52101	Health Insurance	50,521.00	0.00	4,134.33	0.00	46,386.67	91.81%
52102	Life Insurance	1,221.00	0.00	71.57	0.00	1,149.43	94.13%
52103	Dental Insurance	2,342.00	0.00	136.94	0.00	2,205.06	94.15%
52110	Health Coshare	(8,627.00)	(476.78)	(953.56)	0.00	(7,673.44)	88.94%
52208	Mers Pension	33,924.00	1,701.22	3,533.55	0.00	30,390.45	89.58%
52218	TIAA	0.00	89.96	183.23	0.00	(183.23)	(100.00)%
52301	FICA	12,316.00	473.96	1,056.33	0.00	11,259.67	91.42%
52302	Medicare	0.00	110.84	247.04	0.00	(247.04)	(100.00)%
52401	Deferred Compensation	2,000.00	0.00	0.00	0.00	2,000.00	100.00%
52902	Employee Assistance	45.00	0.00	0.00	0.00	45.00	100.00%
53000	Purchased Professional Services	63,400.00	0.00	0.00	29,500.00	33,900.00	53.47%
53705	Postage	6,000.00	335.49	1,376.06	0.00	4,623.94	77.06%
54403	Telephone/Communications	252.00	0.00	0.00	0.00	252.00	100.00%
54600	Rentals	2,100.00	0.00	0.00	0.00	2,100.00	100.00%
55400	Advertising, Printing	4,500.00	0.00	0.00	0.00	4,500.00	100.00%
56100	General Office Expense	3,000.00	0.00	0.00	0.00	3,000.00	100.00%
57305	Repair & Maintenance -Equipm...	450.00	0.00	83.62	0.00	366.38	81.41%
Total 450	Canvassing Authority	338,791.00	10,356.03	29,906.77	29,500.00	279,384.23	82.47%
550	Public Library						
51110	Regular Salaries	1,268,826.00	88,408.52	165,301.71	0.00	1,103,524.29	86.97%
51116	Part Time / Temporary Pay	117,249.00	6,970.50	11,709.75	0.00	105,539.25	90.01%
51133	Longevity	69,581.00	0.00	0.00	0.00	69,581.00	100.00%
51201	Overtime	20,000.00	1,652.25	1,652.25	0.00	18,347.75	91.73%
52101	Health Insurance	337,348.00	0.00	23,471.93	0.00	313,876.07	93.04%
52102	Life Insurance	9,573.00	0.00	719.91	0.00	8,853.09	92.47%
52103	Dental Insurance	15,352.00	0.00	1,071.30	0.00	14,280.70	93.02%
52110	Health Coshare	(60,707.00)	(3,470.02)	(7,177.80)	0.00	(53,529.20)	88.17%

City of East Providence, RI

Encumbrance Budget *

11000 - General Fund

From 12/1/2021 Through 12/31/2021

* This report may be affected by Account Level Security

Account Code	Account Title	FY 22 Budget	Current Period Actual	YTD Actual	YTD Enc	Remaining Balance	Percent Total Budget Remaining - Revised
52208	Mers Pension	288,561.00	19,060.89	33,304.48	0.00	255,256.52	88.45%
52218	TIAA	0.00	970.59	1,696.06	0.00	(1,696.06)	(100.00)%
52301	FICA	114,772.00	5,755.66	9,935.33	0.00	104,836.67	91.34%
52302	Medicare	0.00	1,346.08	2,323.58	0.00	(2,323.58)	(100.00)%
52401	Deferred Compensation	12,000.00	0.00	0.00	0.00	12,000.00	100.00%
52902	Employee Assistance	345.00	0.00	0.00	0.00	345.00	100.00%
53000	Purchased Professional Services	30,000.00	1,291.00	2,108.62	(341.00)	28,232.38	94.10%
53100	Ocean State Libraries	98,080.00	0.00	197.19	0.00	97,882.81	99.79%
53705	Postage	663.00	28.44	59.93	0.00	603.07	90.96%
54300	Repairs & Maintenance	25,000.00	0.00	4,162.48	285.58	20,551.94	82.20%
54321	Maintenance - Signal System	5,500.00	1,732.39	2,343.43	(1,377.00)	4,533.57	82.42%
54402	Water	6,242.00	403.79	652.68	0.00	5,589.32	89.54%
54403	Telephone/Communications	2,400.00	220.32	1,076.07	(220.32)	1,544.25	64.34%
55400	Advertising, Printing	5,610.00	250.00	549.93	(250.00)	5,310.07	94.65%
55800	Training & Conferences	1,000.00	0.00	0.00	0.00	1,000.00	100.00%
56000	Library Materials	150,000.00	1,109.05	11,497.23	(844.52)	139,347.29	92.89%
56100	General Office Expense	8,160.00	0.00	195.90	0.00	7,964.10	97.59%
56209	Heating Gas/Oil	17,340.00	1,926.68	2,993.63	0.00	14,346.37	82.73%
56215	Electricity	35,000.00	2,819.88	5,551.06	0.00	29,448.94	84.13%
56219	Supplies - Cleaning	4,500.00	858.04	1,102.49	(858.04)	4,255.55	94.56%
57311	Technology Software	11,570.00	581.88	1,290.88	(1,244.88)	11,524.00	99.60%
58102	Dues & Fees	900.00	160.00	160.00	(160.00)	900.00	100.00%
58311	Bond Principal Pmt	75,000.00	0.00	0.00	0.00	75,000.00	100.00%
58322	Bond Interest	11,250.00	0.00	0.00	0.00	11,250.00	100.00%
Total 550	Public Library	2,681,115.00	132,075.94	277,950.02	(5,010.18)	2,408,175.16	89.82%
600	Director of Public Works						
51110	Regular Salaries	133,572.00	10,276.36	20,132.95	0.00	113,439.05	84.92%
51116	Part Time / Temporary Pay	15,000.00	1,342.50	1,950.00	0.00	13,050.00	87.00%
51133	Longevity	4,310.00	0.00	0.00	0.00	4,310.00	100.00%
52101	Health Insurance	33,573.00	0.00	2,747.41	0.00	30,825.59	91.81%
52102	Life Insurance	703.00	0.00	60.62	0.00	642.38	91.37%
52103	Dental Insurance	1,610.00	0.00	132.38	0.00	1,477.62	91.77%
52110	Health Coshare	(7,554.00)	(720.92)	(1,441.84)	0.00	(6,112.16)	80.91%
52208	Mers Pension	29,727.00	2,215.58	3,873.74	0.00	25,853.26	86.96%
52218	TIAA	0.00	121.18	211.90	0.00	(211.90)	(100.00)%

City of East Providence, RI

Encumbrance Budget *

11000 - General Fund

From 12/1/2021 Through 12/31/2021

* This report may be affected by Account Level Security

Account Code	Account Title	FY 22 Budget	Current Period Actual	YTD Actual	YTD Enc	Remaining Balance	Percent Total Budget Remaining - Revised
52301	FICA	11,886.00	663.75	1,135.79	0.00	10,750.21	90.44%
52302	Medicare	0.00	155.23	265.63	0.00	(265.63)	(100.00)%
52401	Deferred Compensation	1,600.00	0.00	0.00	0.00	1,600.00	100.00%
52902	Employee Assistance	24.00	0.00	0.00	0.00	24.00	100.00%
53705	Postage	75.00	0.53	2.65	0.00	72.35	96.46%
54403	Telephone/Communications	7,100.00	0.00	270.84	0.00	6,829.16	96.18%
55800	Training & Conferences	750.00	0.00	0.00	0.00	750.00	100.00%
56100	General Office Expense	500.00	42.96	550.35	0.00	(50.35)	(10.07)%
57311	Technology Software	750.00	0.00	0.00	0.00	750.00	100.00%
58102	Dues & Fees	500.00	270.00	320.00	(270.00)	450.00	90.00%
Total 600	Director of Public Works	234,126.00	14,367.17	30,212.42	(270.00)	204,183.58	87.21%
605	Building Inspection						
51110	Regular Salaries	511,009.00	42,584.92	80,858.46	0.00	430,150.54	84.17%
51116	Part Time / Temporary Pay	17,840.00	720.00	1,632.00	0.00	16,208.00	90.85%
51133	Longevity	27,327.00	0.00	0.00	0.00	27,327.00	100.00%
51141	Stipends	0.00	60.00	105.00	0.00	(105.00)	(100.00)%
51201	Overtime	5,000.00	252.37	252.37	0.00	4,747.63	94.95%
52101	Health Insurance	131,033.00	0.00	10,302.78	0.00	120,730.22	92.13%
52102	Life Insurance	3,243.00	0.00	290.49	0.00	2,952.51	91.04%
52103	Dental Insurance	7,241.00	0.00	579.18	0.00	6,661.82	92.00%
52110	Health Coshare	(26,649.00)	(2,072.70)	(4,145.40)	0.00	(22,503.60)	84.44%
52112	Clothing Allowance	400.00	0.00	365.00	0.00	35.00	8.75%
52208	Mers Pension	116,065.00	8,437.30	14,759.25	0.00	101,305.75	87.28%
52218	TIAA	0.00	428.28	749.19	0.00	(749.19)	(100.00)%
52301	FICA	43,738.00	2,347.49	4,132.51	0.00	39,605.49	90.55%
52302	Medicare	0.00	549.01	966.47	0.00	(966.47)	(100.00)%
52401	Deferred Compensation	6,000.00	0.00	0.00	0.00	6,000.00	100.00%
52902	Employee Assistance	114.00	0.00	0.00	0.00	114.00	100.00%
53000	Purchased Professional Services	50,000.00	6,820.00	8,619.60	7,692.60	33,687.80	67.37%
53705	Postage	14,000.00	444.99	2,257.39	0.00	11,742.61	83.87%
54403	Telephone/Communications	5,952.00	0.00	406.47	0.00	5,545.53	93.17%
55400	Advertising, Printing	4,500.00	0.00	360.00	0.00	4,140.00	92.00%
55800	Training & Conferences	2,000.00	0.00	0.00	0.00	2,000.00	100.00%
56100	General Office Expense	2,000.00	285.76	377.89	0.00	1,622.11	81.10%
56211	Gas, Oil & Lubricants	1,500.00	138.22	387.04	0.00	1,112.96	74.19%

City of East Providence, RI

Encumbrance Budget *

11000 - General Fund

From 12/1/2021 Through 12/31/2021

* This report may be affected by Account Level Security

Account Code	Account Title	FY 22 Budget	Current Period Actual	YTD Actual	YTD Enc	Remaining Balance	Percent Total Budget Remaining - Revised
57301	Repairs - Vehicles	2,000.00	647.41	647.41	0.00	1,352.59	67.62%
57305	Repair & Maintenance -Equipm...	1,000.00	0.00	205.80	0.00	794.20	79.42%
57311	Technology Software	25,300.00	0.00	0.00	0.00	25,300.00	100.00%
58102	Dues & Fees	2,500.00	150.00	150.00	433.00	1,917.00	76.68%
Total 605	Building Inspection	953,113.00	61,793.05	124,258.90	8,125.60	820,728.50	86.11%
610	Engineering						
51110	Regular Salaries	358,040.00	27,482.14	54,561.63	0.00	303,478.37	84.76%
51116	Part Time / Temporary Pay	10,000.00	0.00	0.00	0.00	10,000.00	100.00%
51133	Longevity	31,334.00	0.00	0.00	0.00	31,334.00	100.00%
51201	Overtime	12,000.00	1,171.58	2,763.17	0.00	9,236.83	76.97%
52101	Health Insurance	57,204.00	0.00	4,681.17	0.00	52,522.83	91.81%
52102	Life Insurance	1,993.00	0.00	171.77	0.00	1,821.23	91.38%
52103	Dental Insurance	4,288.00	0.00	286.45	0.00	4,001.55	93.31%
52110	Health Coshare	(12,280.00)	(1,037.58)	(2,075.18)	0.00	(10,204.82)	83.10%
52112	Clothing Allowance	960.00	0.00	0.00	0.00	960.00	100.00%
52208	Mers Pension	83,949.00	5,925.18	10,362.78	0.00	73,586.22	87.65%
52218	TIAA	0.00	173.10	302.81	0.00	(302.81)	(100.00)%
52301	FICA	32,112.00	1,673.91	2,973.30	0.00	29,138.70	90.74%
52302	Medicare	0.00	391.48	695.37	0.00	(695.37)	(100.00)%
52401	Deferred Compensation	4,800.00	0.00	0.00	0.00	4,800.00	100.00%
52902	Employee Assistance	72.00	0.00	0.00	0.00	72.00	100.00%
52910	Employee Education/Training	3,000.00	0.00	0.00	0.00	3,000.00	100.00%
53000	Purchased Professional Services	39,158.00	0.00	0.00	29,158.00	10,000.00	25.53%
53705	Postage	250.00	0.00	0.00	0.00	250.00	100.00%
54403	Telephone/Communications	1,100.00	0.00	48.31	0.00	1,051.69	95.60%
55600	Tuition Reimbursement	0.00	1,476.00	1,476.00	0.00	(1,476.00)	(100.00)%
55800	Training & Conferences	800.00	0.00	0.00	0.00	800.00	100.00%
56100	General Office Expense	1,000.00	0.00	0.00	0.00	1,000.00	100.00%
56211	Gas, Oil & Lubricants	1,500.00	0.00	75.40	0.00	1,424.60	94.97%
57301	Repairs - Vehicles	1,000.00	0.00	0.00	0.00	1,000.00	100.00%
57305	Repair & Maintenance -Equipm...	2,000.00	0.00	972.37	3,906.00	(2,878.37)	(143.91)%
57311	Technology Software	3,150.00	0.00	228.00	(228.00)	3,150.00	100.00%
58102	Dues & Fees	1,500.00	0.00	0.00	280.00	1,220.00	81.33%
Total 610	Engineering	638,930.00	37,255.81	77,523.35	33,116.00	528,290.65	82.68%

City of East Providence, RI

Encumbrance Budget *

11000 - General Fund

From 12/1/2021 Through 12/31/2021

* This report may be affected by Account Level Security

Account Code	Account Title	FY 22 Budget	Current Period Actual	YTD Actual	YTD Enc	Remaining Balance	Percent Total Budget Remaining - Revised
630	Highway						
51110	Regular Salaries	2,378,803.00	162,373.50	283,889.87	0.00	2,094,913.13	88.06%
51116	Part Time / Temporary Pay	75,481.00	252.00	1,187.50	0.00	74,293.50	98.42%
51131	Acting Pay	0.00	101.10	274.86	0.00	(274.86)	(100.00)%
51133	Longevity	147,450.00	0.00	0.00	0.00	147,450.00	100.00%
51141	Stipends	2,000.00	0.00	0.00	0.00	2,000.00	100.00%
51201	Overtime	120,000.00	629.25	2,045.62	0.00	117,954.38	98.29%
52101	Health Insurance	731,029.00	0.00	49,228.88	0.00	681,800.12	93.26%
52102	Life Insurance	17,045.00	0.00	1,334.57	0.00	15,710.43	92.17%
52103	Dental Insurance	35,491.00	0.00	2,503.54	0.00	32,987.46	92.94%
52110	Health Coshare	(129,146.00)	(6,648.59)	(12,550.55)	0.00	(116,595.45)	90.28%
52112	Clothing Allowance	2,500.00	0.00	1,825.00	0.00	675.00	27.00%
52208	Mers Pension	544,660.00	34,916.31	61,148.21	0.00	483,511.79	88.77%
52218	TIAA	0.00	1,859.46	3,255.68	0.00	(3,255.68)	(100.00)%
52301	FICA	211,159.00	9,618.18	17,106.10	0.00	194,052.90	91.89%
52302	Medicare	0.00	2,249.42	4,000.62	0.00	(4,000.62)	(100.00)%
52401	Deferred Compensation	2,000.00	0.00	0.00	0.00	2,000.00	100.00%
52902	Employee Assistance	645.00	0.00	0.00	0.00	645.00	100.00%
53000	Purchased Professional Services	60,000.00	550.00	3,903.96	5,885.98	50,210.06	83.68%
53706	Food	2,000.00	0.00	18.00	0.00	1,982.00	99.10%
54310	Repairs - Building	15,000.00	623.96	2,926.12	28.28	12,045.60	80.30%
54321	Maintenance - Signal System	10,000.00	573.28	1,673.28	0.00	8,326.72	83.26%
54402	Water	40,000.00	1,773.24	7,668.02	0.00	32,331.98	80.82%
54403	Telephone/Communications	2,500.00	0.00	567.48	0.00	1,932.52	77.30%
54600	Rentals	20,000.00	170.00	340.00	0.00	19,660.00	98.30%
55800	Training & Conferences	1,700.00	0.00	0.00	0.00	1,700.00	100.00%
56100	General Office Expense	2,500.00	56.24	140.76	0.00	2,359.24	94.36%
56102	Small Tools	12,000.00	222.29	2,704.50	273.73	9,021.77	75.18%
56112	Uniform/Apparel Supplies	4,000.00	0.00	67.20	244.89	3,687.91	92.19%
56200	Chemicals	20,000.00	8.64	8.64	0.00	19,991.36	99.95%
56209	Heating Gas/Oil	17,000.00	2,219.96	3,197.43	0.00	13,802.57	81.19%
56210	Signs	15,000.00	0.00	1,081.60	485.00	13,433.40	89.55%
56211	Gas, Oil & Lubricants	100,000.00	7,605.25	15,672.21	0.00	84,327.79	84.32%
56214	Paint	5,000.00	0.00	298.85	121.45	4,579.70	91.59%
56215	Electricity	30,000.00	2,477.25	3,826.59	0.00	26,173.41	87.24%
56217	Supplies - Nursery	20,000.00	38.16	5,212.76	440.36	14,346.88	71.73%
56218	Supplies - Electrical	0.00	0.00	2,607.95	0.00	(2,607.95)	(100.00)%

City of East Providence, RI

Encumbrance Budget *

11000 - General Fund

From 12/1/2021 Through 12/31/2021

* This report may be affected by Account Level Security

Account Code	Account Title	FY 22 Budget	Current Period Actual	YTD Actual	YTD Enc	Remaining Balance	Percent Total Budget Remaining - Revised
56219	Supplies - Cleaning	500.00	0.00	185.14	403.84	(88.98)	(17.79)%
56220	Snow Control	120,000.00	0.00	38,291.66	81,708.34	0.00	0.00%
57301	Repairs - Vehicles	150,000.00	17,107.13	29,307.37	0.00	120,692.63	80.46%
57305	Repair & Maintenance -Equipm...	15,000.00	0.00	483.08	258.92	14,258.00	95.05%
57403	Repairs - Road	150,000.00	2,265.12	5,672.53	8,046.48	136,280.99	90.85%
57404	Repairs - Storm Drains	0.00	0.00	77.76	0.00	(77.76)	(100.00)%
57405	Capital - Infrastructure Replace...	10,000.00	0.00	0.00	0.00	10,000.00	100.00%
58102	Dues & Fees	2,000.00	422.20	632.20	0.00	1,367.80	68.39%
Total 630	Highway	4,963,317.00	241,463.35	541,814.99	97,897.27	4,323,604.74	87.11%
635	Streetlights	400,000.00	2,184.82	291,071.05	0.00	108,928.95	27.23%
Total 635	Streetlights	400,000.00	2,184.82	291,071.05	0.00	108,928.95	27.23%
650	Refuse Disposal	100.00	0.00	0.53	0.00	99.47	99.47%
53705	Postage	2,300,117.00	133,808.00	133,808.00	(133,808.00)	2,300,117.00	100.00%
54200	Rubbish Contract	754,471.00	125,718.47	125,718.47	(60,709.91)	689,462.44	91.38%
54202	Rubbish Disposal Costs	0.00	59,900.00	60,800.00	(59,900.00)	(900.00)	(100.00)%
54210	Recycling Contract	4,000.00	536.50	1,298.75	(394.00)	3,095.25	77.38%
54211	Hazardous Waste Disposal	750.00	0.00	0.00	0.00	750.00	100.00%
55002	Earth Day Program	4,000.00	0.00	0.00	3,275.00	725.00	18.12%
55400	Advertising, Printing	150.00	0.00	0.00	0.00	150.00	100.00%
56100	General Office Expense	10,000.00	1,103.24	2,686.38	0.00	7,313.62	73.13%
56211	Gas, Oil & Lubricants	3,000.00	0.00	0.00	0.00	3,000.00	100.00%
56212	Operational Supplies	7,000.00	987.97	3,070.87	0.00	3,929.13	56.13%
57305	Repair & Maintenance -Equipm...	3,083,588.00	322,054.18	327,383.00	(251,536.91)	3,007,741.91	97.54%
Total 650	Refuse Disposal	3,083,588.00	322,054.18	327,383.00	(251,536.91)	3,007,741.91	97.54%
660	Public Buildings	578,200.00	40,336.24	74,357.52	0.00	503,842.48	87.13%
51110	Regular Salaries	62,400.00	7,661.25	12,538.12	0.00	49,861.88	79.90%
51116	Part Time / Temporary Pay	24,389.00	0.00	0.00	0.00	24,389.00	100.00%
51133	Longevity	30,000.00	2,732.47	3,969.25	0.00	26,030.75	86.76%
51201	Overtime	135,262.00	0.00	10,368.87	0.00	124,893.13	92.33%
52101	Health Insurance	4,054.00	0.00	311.54	0.00	3,742.46	92.31%
52102	Life Insurance						

City of East Providence, RI

Encumbrance Budget *

11000 - General Fund

From 12/1/2021 Through 12/31/2021

* This report may be affected by Account Level Security

Account Code	Account Title	FY 22 Budget	Current Period Actual	YTD Actual	YTD Enc	Remaining Balance	Percent Total Budget Remaining - Revised
52103	Dental Insurance	6,002.00	0.00	466.46	0.00	5,535.54	92.22%
52110	Health Coshare	(30,313.00)	(1,790.10)	(3,183.94)	0.00	(27,129.06)	89.49%
52112	Clothing Allowance	3,965.00	0.00	730.00	0.00	3,235.00	81.58%
52208	Mers Pension	129,918.00	9,152.40	16,020.46	0.00	113,897.54	87.66%
52218	TIAA	0.00	508.34	889.69	0.00	(889.69)	(100.00)%
52301	FICA	54,043.00	3,059.23	5,380.17	0.00	48,662.83	90.04%
52302	Medicare	0.00	715.47	1,258.27	0.00	(1,258.27)	(100.00)%
52401	Deferred Compensation	2,000.00	0.00	0.00	0.00	2,000.00	100.00%
52902	Employee Assistance	150.00	0.00	0.00	0.00	150.00	100.00%
53000	Purchased Professional Services	1,000.00	0.00	0.00	0.00	1,000.00	100.00%
54300	Repairs & Maintenance	35,650.00	902.88	2,281.88	(660.12)	34,028.24	95.45%
54310	Repairs - Building	100,000.00	8,038.78	18,727.12	958.30	80,314.58	80.31%
54402	Water	14,450.00	530.20	1,054.98	0.00	13,395.02	92.69%
54403	Telephone/Communications	15,400.00	68.23	1,145.79	64.39	14,189.82	92.14%
55800	Training & Conferences	100.00	0.00	0.00	0.00	100.00	100.00%
56100	General Office Expense	200.00	29.07	39.28	0.00	160.72	80.36%
56102	Small Tools	4,000.00	205.27	759.02	60.73	3,180.25	79.50%
56112	Uniform/Apparel Supplies	750.00	0.00	0.00	0.00	750.00	100.00%
56209	Heating Gas/Oil	40,000.00	1,036.23	3,908.00	0.00	36,092.00	90.23%
56211	Gas, Oil & Lubricants	5,000.00	269.30	646.76	0.00	4,353.24	87.06%
56215	Electricity	110,000.00	5,692.55	14,246.61	0.00	95,753.39	87.04%
56218	Supplies - Electrical	2,500.00	0.00	0.00	18.66	2,481.34	99.25%
56219	Supplies - Cleaning	20,000.00	994.40	1,142.63	3,384.25	15,473.12	77.36%
57301	Repairs - Vehicles	5,000.00	0.00	0.00	0.00	5,000.00	100.00%
Total 660	Public Buildings	1,354,120.00	80,142.21	167,058.48	3,826.21	1,183,235.31	87.38%
670	Central Garage						
51110	Regular Salaries	513,084.00	39,159.82	70,629.19	0.00	442,454.81	86.23%
51116	Part Time / Temporary Pay	30,000.00	0.00	500.00	0.00	29,500.00	98.33%
51131	Acting Pay	0.00	73.64	110.46	0.00	(110.46)	(100.00)%
51133	Longevity	26,987.00	0.00	0.00	0.00	26,987.00	100.00%
51201	Overtime	7,000.00	0.00	1,100.11	0.00	5,899.89	84.28%
52101	Health Insurance	118,153.00	0.00	9,668.80	0.00	108,484.20	91.81%
52102	Life Insurance	3,223.00	0.00	239.97	0.00	2,983.03	92.55%
52103	Dental Insurance	5,013.00	0.00	495.00	0.00	4,518.00	90.12%
52110	Health Coshare	(22,581.00)	(1,581.62)	(3,163.24)	0.00	(19,417.76)	85.99%

City of East Providence, RI

Encumbrance Budget *

11000 - General Fund

From 12/1/2021 Through 12/31/2021

* This report may be affected by Account Level Security

Account Code	Account Title	FY 22 Budget	Current Period Actual	YTD Actual	YTD Enc	Remaining Balance	Percent Total Budget Remaining - Revised
52112	Clothing Allowance	800.00	0.00	730.00	0.00	70.00	8.75%
52208	Mers Pension	116,439.00	8,442.86	14,760.74	0.00	101,678.26	87.32%
52218	TIAA	0.00	439.20	767.94	0.00	(767.94)	(100.00)%
52301	FICA	44,697.00	2,322.97	4,200.82	0.00	40,496.18	90.60%
52302	Medicare	0.00	543.27	982.45	0.00	(982.45)	(100.00)%
52401	Deferred Compensation	2,000.00	0.00	0.00	0.00	2,000.00	100.00%
52902	Employee Assistance	120.00	0.00	0.00	0.00	120.00	100.00%
53000	Purchased Professional Services	3,500.00	0.00	0.00	0.00	3,500.00	100.00%
54310	Repairs - Building	3,000.00	0.00	0.00	0.00	3,000.00	100.00%
54402	Water	1,500.00	81.42	244.26	0.00	1,255.74	83.71%
54403	Telephone/Communications	600.00	0.00	175.32	0.00	424.68	70.78%
55800	Training & Conferences	500.00	0.00	0.00	0.00	500.00	100.00%
56100	General Office Expense	500.00	48.15	91.30	(29.17)	437.87	87.57%
56102	Small Tools	10,000.00	1,384.00	1,384.00	0.00	8,616.00	86.16%
56112	Uniform/Apparel Supplies	8,000.00	794.14	1,460.25	(544.42)	7,084.17	88.55%
56115	Medical Supplies	150.00	0.00	0.00	0.00	150.00	100.00%
56209	Heating Gas/Oil	10,000.00	1,109.96	1,351.10	0.00	8,648.90	86.48%
56211	Gas, Oil & Lubricants	2,500.00	339.83	567.08	0.00	1,932.92	77.31%
56215	Electricity	10,000.00	704.38	704.38	0.00	9,295.62	92.95%
56219	Supplies - Cleaning	200.00	0.00	0.00	0.00	200.00	100.00%
57301	Repairs - Vehicles	3,000.00	116.57	187.32	0.00	2,812.68	93.75%
57305	Repair & Maintenance -Equipm...	5,500.00	0.00	0.00	0.00	5,500.00	100.00%
57311	Technology Software	9,500.00	0.00	7,344.00	0.00	2,156.00	22.69%
58102	Dues & Fees	500.00	27.50	777.50	750.00	(1,027.50)	(205.50)%
Total 670	Central Garage	913,885.00	54,006.09	115,308.75	176.41	798,399.84	87.36%
700	Police						
51110	Regular Salaries	7,340,808.00	549,351.15	963,478.56	0.00	6,377,329.44	86.87%
51114	Holiday Pay	495,023.00	68,571.52	103,350.47	0.00	391,672.53	79.12%
51117	Court Pay	50,000.00	314.86	1,019.59	0.00	48,980.41	97.96%
51118	School Crossing Guards	160,000.00	14,757.50	26,582.50	0.00	133,417.50	83.38%
51119	Detail Pay	1,200,000.00	35,910.50	62,821.60	0.00	1,137,178.40	94.76%
51121	Vin Checks	50,000.00	3,307.73	5,621.58	0.00	44,378.42	88.75%
51131	Acting Pay	3,500.00	686.05	2,866.78	0.00	633.22	18.09%
51133	Longevity	375,404.00	0.00	0.00	0.00	375,404.00	100.00%
51141	Stipends	37,500.00	80.00	130.00	0.00	37,370.00	99.65%

City of East Providence, RI

Encumbrance Budget *

11000 - General Fund

From 12/1/2021 Through 12/31/2021

* This report may be affected by Account Level Security

Account Code	Account Title	FY 22 Budget	Current Period Actual	YTD Actual	YTD Enc	Remaining Balance	Percent Total Budget Remaining - Revised
51201	Overtime	1,425,000.00	191,761.35	329,755.21	0.00	1,095,244.79	76.85%
51322	Severance Pay	150,000.00	52,294.94	52,294.94	0.00	97,705.06	65.13%
52101	Health Insurance	1,771,734.00	0.00	149,932.59	0.00	1,621,801.41	91.53%
52102	Life Insurance	44,481.00	0.00	3,839.52	0.00	40,641.48	91.36%
52103	Dental Insurance	76,225.00	0.00	7,022.82	0.00	69,202.18	90.78%
52110	Health Coshare	(373,209.00)	(25,741.32)	(51,781.82)	0.00	(321,427.18)	86.12%
52112	Clothing Allowance	75,788.00	0.00	28,237.50	0.00	47,550.50	62.74%
52208	Mers Pension	71,623.00	13,822.22	24,448.27	0.00	47,174.73	65.86%
52209	Local Pension	3,027,055.00	232,850.38	465,700.76	0.00	2,561,354.24	84.61%
52218	TIAA	0.00	652.92	1,154.62	0.00	(1,154.62)	(100.00)%
52301	FICA	174,495.00	7,632.02	13,852.78	0.00	160,642.22	92.06%
52302	Medicare	0.00	12,803.51	21,983.20	0.00	(21,983.20)	(100.00)%
52902	Employee Assistance	1,526.00	0.00	0.00	0.00	1,526.00	100.00%
53000	Purchased Professional Services	31,914.00	10,422.20	12,824.96	(1,000.00)	20,089.04	62.94%
53300	Professional Development	10,000.00	0.00	0.00	0.00	10,000.00	100.00%
53705	Postage	1,500.00	42.52	84.99	0.00	1,415.01	94.33%
53706	Food	1,000.00	0.00	800.00	0.00	200.00	20.00%
54310	Repairs - Building	10,000.00	0.00	11,016.49	(2,168.30)	1,151.81	11.51%
54402	Water	7,100.00	1,409.34	2,660.03	0.00	4,439.97	62.53%
54403	Telephone/Communications	48,206.00	2,727.45	11,082.83	(2,686.68)	39,809.85	82.58%
54602	Lease Equipment	9,192.00	320.00	1,675.00	540.00	6,977.00	75.90%
55600	Tuition Reimbursement	40,000.00	0.00	9,189.50	0.00	30,810.50	77.02%
55800	Training & Conferences	20,000.00	455.00	455.00	0.00	19,545.00	97.72%
56100	General Office Expense	14,500.00	1,938.47	3,978.12	(321.39)	10,843.27	74.78%
56101	Office Equipment	5,000.00	3,007.72	3,007.72	(2,268.37)	4,260.65	85.21%
56103	Fire Prevention	6,500.00	0.00	0.00	0.00	6,500.00	100.00%
56112	Uniform/Apparel Supplies	125,000.00	3,139.02	15,872.50	0.00	109,127.50	87.30%
56209	Heating Gas/Oil	20,000.00	3,061.33	4,171.14	0.00	15,828.86	79.14%
56211	Gas, Oil & Lubricants	175,000.00	15,623.57	29,259.86	19.24	145,720.90	83.26%
56215	Electricity	85,000.00	2,752.83	3,352.83	0.00	81,647.17	96.05%
56216	Supplies - Police	0.00	788.98	1,449.15	1,227.50	(2,676.65)	(100.00)%
56219	Supplies - Cleaning	10,000.00	199.92	744.18	0.00	9,255.82	92.55%
56222	Electricity - Speed Cameras	0.00	619.66	1,111.08	0.00	(1,111.08)	(100.00)%
57301	Repairs - Vehicles	125,000.00	16,294.77	26,460.83	1,714.64	96,824.53	77.45%
57304	Equipment	20,000.00	2,210.00	2,210.00	3,367.60	14,422.40	72.11%
57305	Repair & Maintenance -Equipm...	5,000.00	0.00	0.00	0.00	5,000.00	100.00%
57311	Technology Software	96,350.00	4,300.00	34,936.60	590.00	60,823.40	63.12%

City of East Providence, RI

Encumbrance Budget *

11000 - General Fund

From 12/1/2021 Through 12/31/2021

* This report may be affected by Account Level Security

Account Code	Account Title	FY 22 Budget	Current Period Actual	YTD Actual	YTD Enc	Remaining Balance	Percent Total Budget Remaining - Revised
58102	Dues & Fees	6,265.00	356.60	356.60	(200.00)	6,108.40	97.50%
Total 700	Police	17,029,480.00	1,228,724.71	2,389,010.88	(1,185.76)	14,641,654.88	85.98%
720	Animal Shelter						
51110	Regular Salaries	163,810.00	12,570.74	21,978.29	0.00	141,831.71	86.58%
51116	Part Time / Temporary Pay	34,983.00	1,805.25	3,190.00	0.00	31,793.00	90.88%
51131	Acting Pay	1,524.00	0.00	0.00	0.00	1,524.00	100.00%
51133	Longevity	9,328.00	0.00	0.00	0.00	9,328.00	100.00%
51201	Overtime	10,000.00	1,002.46	1,847.74	0.00	8,152.26	81.52%
52101	Health Insurance	25,665.00	0.00	2,100.21	0.00	23,564.79	91.81%
52102	Life Insurance	1,221.00	0.00	101.04	0.00	1,119.96	91.72%
52103	Dental Insurance	1,665.00	0.00	81.30	0.00	1,583.70	95.11%
52110	Health Coshare	(4,705.00)	(292.06)	(584.12)	0.00	(4,120.88)	87.58%
52112	Clothing Allowance	665.00	0.00	665.00	0.00	0.00	0.00%
52208	Miers Pension	37,328.00	2,710.24	4,738.50	0.00	32,589.50	87.30%
52218	TIAA	0.00	138.18	241.61	0.00	(241.61)	(100.00)%
52301	FICA	16,812.00	935.36	1,684.53	0.00	15,127.47	89.98%
52302	Medicare	0.00	218.75	393.95	0.00	(393.95)	(100.00)%
52902	Employee Assistance	45.00	0.00	0.00	0.00	45.00	100.00%
53000	Purchased Professional Services	10,000.00	2,548.09	3,227.70	(1,770.39)	8,542.69	85.42%
53705	Postage	50.00	1.79	9.65	0.00	40.35	80.70%
53706	Food	1,000.00	0.00	83.76	0.00	916.24	91.62%
54310	Repairs - Building	10,000.00	0.00	0.00	0.00	10,000.00	100.00%
54402	Water	1,500.00	67.34	141.85	0.00	1,358.15	90.54%
54403	Telephone/Communications	1,200.00	95.48	462.55	0.00	737.45	61.45%
55501	Printing - Forms	500.00	0.00	0.00	0.00	500.00	100.00%
55800	Training & Conferences	1,200.00	0.00	0.00	0.00	1,200.00	100.00%
56100	General Office Expense	800.00	137.58	137.58	0.00	662.42	82.80%
56112	Uniform/Apparel Supplies	1,200.00	0.00	0.00	0.00	1,200.00	100.00%
56209	Heating Gas/Oil	4,000.00	598.80	811.28	0.00	3,188.72	79.71%
56211	Gas, Oil & Lubricants	0.00	84.17	155.41	0.00	(155.41)	(100.00)%
56215	Electricity	5,500.00	1,412.92	2,352.97	0.00	3,147.03	57.21%
56219	Supplies - Cleaning	3,000.00	276.23	409.92	0.00	2,590.08	86.33%
57301	Repairs - Vehicles	500.00	0.00	0.00	0.00	500.00	100.00%
57305	Repair & Maintenance -Equipm...	2,000.00	0.00	62.58	0.00	1,937.42	96.87%
57311	Technology Software	340.00	0.00	0.00	0.00	340.00	100.00%

City of East Providence, RI

Encumbrance Budget *

11000 - General Fund

From 12/1/2021 Through 12/31/2021

* This report may be affected by Account Level Security

Account Code	Account Title	FY 22 Budget	Current Period Actual	YTD Actual	YTD Enc	Remaining Balance	Percent Total Budget Remaining - Revised
Total 720	Animal Shelter	341,131.00	24,311.32	44,293.30	(1,770.39)	298,608.09	87.53%
730	Harbormaster						
51116	Part Time / Temporary Pay	28,500.00	1,538.46	2,692.30	0.00	25,807.70	90.55%
52301	FICA	2,180.00	95.38	166.91	0.00	2,013.09	92.34%
52302	Medicare	0.00	22.30	39.02	0.00	(39.02)	(100.00)%
53705	Postage	200.00	72.61	72.61	0.00	127.39	63.69%
54300	Repairs & Maintenance	10,000.00	0.00	0.00	0.00	10,000.00	100.00%
54403	Telephone/Communications	800.00	0.00	0.00	0.00	800.00	100.00%
56100	General Office Expense	300.00	0.00	0.00	0.00	300.00	100.00%
56211	Gas, Oil & Lubricants	2,500.00	0.00	0.00	0.00	2,500.00	100.00%
56219	Supplies - Cleaning	50.00	0.00	0.00	0.00	50.00	100.00%
58104	Docking Fees	7,750.00	7,750.00	7,750.00	0.00	0.00	0.00%
Total 730	Harbormaster	52,280.00	9,478.75	10,720.84	0.00	41,559.16	79.50%
750	Fire						
51110	Regular Salaries	8,743,184.00	594,606.85	1,030,947.90	0.00	7,712,236.10	88.20%
51114	Holiday Pay	624,513.00	42,058.51	84,332.57	0.00	540,180.43	86.49%
51116	Part Time / Temporary Pay	68,854.00	6,731.06	12,275.54	0.00	56,578.46	82.17%
51119	Detail Pay	40,000.00	741.96	1,483.92	0.00	38,516.08	96.29%
51131	Acting Pay	293,845.00	20,223.88	77,231.07	0.00	216,613.93	73.71%
51133	Longevity	410,271.00	0.00	0.00	0.00	410,271.00	100.00%
51142	Certifications	121,725.00	461.54	807.69	0.00	120,917.31	99.33%
51201	Overtime	3,074,707.00	361,827.97	618,014.73	0.00	2,456,692.27	79.90%
51322	Severance Pay	239,000.00	39,561.60	39,561.60	0.00	199,438.40	83.44%
52101	Health Insurance	1,672,737.00	0.00	131,728.75	0.00	1,541,008.25	92.12%
52102	Life Insurance	39,960.00	0.00	0.00	0.00	39,960.00	100.00%
52103	Dental Insurance	71,451.00	0.00	6,987.08	0.00	64,463.92	90.22%
52110	Health Coshare	(5,246.00)	(1,268.82)	(2,549.10)	0.00	(2,696.90)	51.40%
52112	Clothing Allowance	192,975.00	0.00	42,243.75	0.00	150,731.25	78.10%
52208	Mers Pension	51,599.00	3,710.06	6,557.33	0.00	45,041.67	87.29%
52209	Local Pension	6,992,071.00	537,851.62	1,075,703.24	0.00	5,916,367.76	84.61%
52218	TIAA	0.00	131.99	233.28	0.00	(233.28)	(100.00)%
52301	FICA	2,111,979.00	1,480.33	2,712.27	0.00	209,266.73	98.72%
52302	Medicare	0.00	14,916.62	26,703.51	0.00	(26,703.51)	(100.00)%
52902	Employee Assistance	2,205.00	0.00	0.00	0.00	2,205.00	100.00%

City of East Providence, RI

Encumbrance Budget *

11000 - General Fund

From 12/1/2021 Through 12/31/2021

* This report may be affected by Account Level Security

Account Code	Account Title	FY 22 Budget	Current Period Actual	YTD Actual	YTD Enc	Remaining Balance	Percent Total Budget Remaining - Revised
52910	Employee Education/Training	40,000.00	0.00	0.00	0.00	40,000.00	100.00%
53000	Purchased Professional Services	372,740.00	2,000.00	13,694.01	974.61	358,071.38	96.06%
53705	Postage	1,500.00	36.65	123.96	0.00	1,376.04	91.73%
54310	Repairs - Building	254,100.00	7,550.34	25,380.09	5,177.62	223,542.29	87.97%
54321	Maintenance - Signal System	1,000.00	0.00	0.00	0.00	1,000.00	100.00%
54402	Water	22,600.00	1,442.25	2,669.16	0.00	19,930.84	88.18%
54403	Telephone/Communications	50,910.00	2,970.52	8,214.82	6,768.82	35,926.36	70.56%
54600	Rentals	11,125.00	0.00	0.00	0.00	11,125.00	100.00%
55400	Advertising, Printing	2,500.00	0.00	0.00	0.00	2,500.00	100.00%
55600	Tuition Reimbursement	0.00	7,500.00	7,500.00	0.00	(7,500.00)	(100.00)%
55800	Training & Conferences	32,000.00	210.00	739.21	0.00	31,260.79	97.68%
55811	Unreimbursed Medical	139,225.00	0.00	0.00	5,000.00	134,225.00	96.40%
56100	General Office Expense	5,500.00	0.00	143.84	0.00	5,356.16	97.38%
56101	Office Equipment	0.00	176.60	344.79	0.00	(344.79)	(100.00)%
56103	Fire Prevention	6,500.00	0.00	500.00	0.00	6,000.00	92.30%
56104	Fire Supplies	15,000.00	180.00	679.43	370.00	13,950.57	93.00%
56105	Firefighter Equipment	150,550.00	23,103.00	25,219.14	0.00	125,330.86	83.24%
56112	Uniform/Apparel Supplies	197,152.00	1,790.85	1,790.85	0.00	195,361.15	99.09%
56115	Medical Supplies	146,000.00	2,019.03	8,704.13	1,379.99	135,915.88	93.09%
56209	Heating Gas/Oil	65,000.00	5,447.31	8,493.89	0.00	56,506.11	86.93%
56211	Gas, Oil & Lubricants	106,000.00	10,482.88	20,800.78	0.00	85,199.22	80.37%
56215	Electricity	115,000.00	6,544.24	13,788.24	0.00	101,211.76	88.01%
56218	Supplies - Electrical	1,700.00	0.00	0.00	0.00	1,700.00	100.00%
56219	Supplies - Cleaning	20,000.00	187.30	712.50	292.42	18,995.08	94.97%
56400	Books	6,000.00	0.00	0.00	0.00	6,000.00	100.00%
57301	Repairs - Vehicles	155,500.00	17,908.41	23,915.00	17,423.29	114,161.71	73.41%
57305	Repair & Maintenance - Equipm...	54,000.00	3,075.31	3,075.31	3,395.00	47,529.69	88.01%
57311	Technology Software	86,806.00	99.99	11,164.34	9,191.89	66,449.77	76.54%
58102	Dues & Fees	4,500.00	0.00	1,345.50	0.00	3,154.50	70.10%
Total 750	Fire	24,908,738.00	1,715,759.85	3,333,974.12	49,973.64	21,524,790.24	86.41%
760	Public Safety Communications						
51110	Regular Salaries	617,468.00	0.00	0.00	0.00	617,468.00	100.00%
51133	Longevity	25,206.00	0.00	0.00	0.00	25,206.00	100.00%
51201	Overtime	175,000.00	0.00	0.00	0.00	175,000.00	100.00%
52101	Health Insurance	168,591.00	0.00	0.00	0.00	168,591.00	100.00%

City of East Providence, RI

Encumbrance Budget *

11000 - General Fund

From 12/1/2021 Through 12/31/2021

* This report may be affected by Account Level Security

Account Code	Account Title	FY 22 Budget	Current Period Actual	YTD Actual	YTD Enc	Remaining Balance	Percent Total Budget Remaining - Revised
52102	Life Insurance	4,461.00	0.00	0.00	0.00	4,461.00	100.00%
52103	Dental Insurance	9,474.00	0.00	0.00	0.00	9,474.00	100.00%
52110	Health Coshare	(33,718.00)	0.00	0.00	0.00	(33,718.00)	100.00%
52112	Clothing Allowance	3,425.00	0.00	0.00	0.00	3,425.00	100.00%
52208	Mers Pension	138,561.00	0.00	0.00	0.00	138,561.00	100.00%
52301	FICA	49,906.00	0.00	0.00	0.00	49,906.00	100.00%
52902	Employee Assistance	171.00	0.00	0.00	0.00	171.00	100.00%
54403	Telephone/Communications	8,000.00	0.00	0.00	0.00	8,000.00	100.00%
56100	General Office Expense	1,000.00	0.00	0.00	0.00	1,000.00	100.00%
56101	Office Equipment	2,500.00	0.00	0.00	0.00	2,500.00	100.00%
57311	Technology Software	9,800.00	0.00	0.00	0.00	9,800.00	100.00%
Total 760	Public Safety Communications	1,179,845.00	0.00	0.00	0.00	1,179,845.00	100.00%
800	Recreation						
51110	Regular Salaries	136,868.00	12,658.86	24,296.98	0.00	112,571.02	82.24%
51116	Part Time / Temporary Pay	221,702.00	7,719.88	13,580.38	0.00	208,121.62	93.87%
51133	Longevity	12,091.00	0.00	0.00	0.00	12,091.00	100.00%
52101	Health Insurance	52,458.00	0.00	5,151.39	0.00	47,306.61	90.17%
52102	Life Insurance	1,074.00	0.00	109.46	0.00	964.54	89.80%
52103	Dental Insurance	2,515.00	0.00	248.22	0.00	2,266.78	90.13%
52110	Health Coshare	(9,967.00)	(875.62)	(1,751.24)	0.00	(8,215.76)	82.42%
52208	Mers Pension	32,115.00	2,729.26	4,771.52	0.00	27,343.48	85.14%
52218	TIAA	0.00	103.88	181.65	0.00	(181.65)	(100.00)%
52301	FICA	28,385.00	1,180.58	2,069.04	0.00	26,315.96	92.71%
52302	Medicare	0.00	276.10	483.89	0.00	(483.89)	(100.00)%
52401	Deferred Compensation	2,001.00	0.00	0.00	0.00	2,001.00	100.00%
52902	Employee Assistance	38.00	0.00	0.00	0.00	38.00	100.00%
53000	Purchased Professional Services	7,500.00	70.00	178.40	(70.00)	7,391.60	98.55%
53300	Professional Development	200.00	0.00	0.00	0.00	200.00	100.00%
53705	Postage	1,200.00	0.00	0.53	0.00	1,199.47	99.95%
53706	Food	1,500.00	0.00	0.00	0.00	1,500.00	100.00%
54402	Water	1,500.00	114.54	229.08	0.00	1,270.92	84.72%
54403	Telephone/Communications	1,300.00	0.00	67.79	0.00	1,232.21	94.78%
54600	Rentals	4,400.00	3.40	3.40	(3.40)	4,400.00	100.00%
55400	Advertising, Printing	1,500.00	0.00	0.00	0.00	1,500.00	100.00%
56100	General Office Expense	1,800.00	83.67	136.96	(43.79)	1,706.83	94.82%

City of East Providence, RI

Encumbrance Budget *

11000 - General Fund

From 12/1/2021 Through 12/31/2021

* This report may be affected by Account Level Security

Account Code	Account Title	FY 22 Budget	Current Period Actual	YTD Actual	YTD Enc	Remaining Balance	Percent Total Budget Remaining - Revised
56209	Heating Gas/Oil	7,500.00	792.68	1,189.91	0.00	6,310.09	84.13%
56211	Gas, Oil & Lubricants	7,200.00	589.76	1,229.01	0.00	5,970.99	82.93%
56215	Electricity	6,000.00	774.63	1,393.81	0.00	4,606.19	76.76%
56219	Supplies - Cleaning	2,200.00	0.00	0.00	0.00	2,200.00	100.00%
56221	Supplies - Recreation	5,000.00	198.33	562.19	224.58	4,213.23	84.26%
57001	Fireworks	14,000.00	0.00	0.00	0.00	14,000.00	100.00%
57004	Winterfest	6,100.00	604.34	12,513.51	157.84	(6,571.35)	(107.72)%
57301	Repairs - Vehicles	5,500.00	0.00	112.94	0.00	5,387.06	97.94%
57305	Repair & Maintenance -Equipm...	1,100.00	0.00	335.62	0.00	764.38	69.48%
57311	Technology Software	4,400.00	0.00	0.00	0.00	4,400.00	100.00%
58102	Dues & Fees	500.00	0.00	0.00	0.00	500.00	100.00%
Total 800	Recreation	559,680.00	27,024.29	67,094.44	265.23	492,320.33	87.96%
801	Pierce Stadium						
53000	Purchased Professional Services	9,000.00	0.00	0.00	0.00	9,000.00	100.00%
54310	Repairs - Building	20,000.00	0.00	0.00	0.00	20,000.00	100.00%
54311	Repairs - Equipment	5,500.00	0.00	0.00	0.00	5,500.00	100.00%
54312	Repairs - Field	15,000.00	0.00	359.73	913.61	13,726.66	91.51%
54403	Telephone/Communications	0.00	0.00	80.34	0.00	(80.34)	(100.00)%
56211	Gas, Oil & Lubricants	500.00	0.00	0.00	0.00	500.00	100.00%
56215	Electricity	70,000.00	359.69	4,349.86	0.00	65,650.14	93.78%
Total 801	Pierce Stadium	120,000.00	359.69	4,789.93	913.61	114,296.46	95.25%
850	Carousel						
51110	Regular Salaries	42,457.00	3,265.90	5,715.32	0.00	36,741.68	86.53%
51116	Part Time / Temporary Pay	66,981.00	1,190.00	2,030.00	0.00	64,951.00	96.96%
51133	Longevity	1,798.00	0.00	0.00	0.00	1,798.00	100.00%
52101	Health Insurance	20,983.00	0.00	1,717.13	0.00	19,265.87	91.81%
52102	Life Insurance	440.00	0.00	37.89	0.00	402.11	91.38%
52103	Dental Insurance	1,006.00	0.00	27.10	0.00	978.90	97.30%
52110	Health Coshare	(3,148.00)	(241.58)	(483.16)	0.00	(2,664.84)	84.65%
52208	Mers Pension	9,541.00	704.12	1,232.21	0.00	8,308.79	87.08%
52218	TIAA	0.00	32.66	57.15	0.00	(57.15)	(100.00)%
52301	FICA	8,551.00	249.36	433.12	0.00	8,117.88	94.93%
52302	Medicare	0.00	58.32	101.29	0.00	(101.29)	(100.00)%

City of East Providence, RI

Encumbrance Budget *

11000 - General Fund

From 12/1/2021 Through 12/31/2021

* This report may be affected by Account Level Security

Account Code	Account Title	FY 22 Budget	Current Period Actual	YTD Actual	YTD Enc	Remaining Balance	Percent Total Budget Remaining - Revised
52902	Employee Assistance	15.00	0.00	0.00	0.00	15.00	100.00%
54402	Water	1,000.00	0.00	0.00	13.34	986.66	98.66%
54403	Telephone/Communications	2,310.00	0.00	(13.29)	0.00	2,323.29	100.57%
55401	Advertising - Subdivision	1,000.00	0.00	0.00	0.00	1,000.00	100.00%
55800	Training & Conferences	2,000.00	0.00	0.00	0.00	2,000.00	100.00%
56215	Electricity	2,400.00	74.51	202.16	0.00	2,197.84	91.57%
58000	Fees And Maintenance	7,003.00	266.16	1,549.27	141.96	5,311.77	75.84%
Total 850	Carousel	164,337.00	5,599.45	12,606.19	155.30	151,575.51	92.23%
900	Miscellaneous						
52108	East Bay Community Action Pro...	20,000.00	0.00	0.00	0.00	20,000.00	100.00%
52122	Health Benefits - Retirees	3,000,000.00	0.00	257,736.28	0.00	2,742,263.72	91.40%
52125	Dental Insurance Retirees	1,000.00	0.00	82.74	0.00	917.26	91.72%
52126	Life Insurance Retirees	36,000.00	0.00	3,010.48	0.00	32,989.52	91.63%
53104	Workers Compensation	525,000.00	0.00	0.00	0.00	525,000.00	100.00%
53402	Legal Services	125,000.00	5,639.15	27,165.56	1,077.00	96,757.44	77.40%
53403	Other Professional Services	50,000.00	0.00	33,380.00	(46,514.25)	63,134.25	126.26%
53411	Grant Matching Funds	40,000.00	0.00	0.00	0.00	40,000.00	100.00%
54910	Rent	3,000.00	250.00	500.00	0.00	2,500.00	83.33%
55201	Liability Insurance	950,000.00	0.00	(12.00)	0.00	950,012.00	100.00%
58103	Ri League Of Cities & Towns	22,767.00	0.00	0.00	0.00	22,767.00	100.00%
58200	1% Capital Reserve	1,385,000.00	0.00	0.00	0.00	1,385,000.00	100.00%
58206	Claims & Settlements	150,000.00	1,320.20	1,660.20	0.00	148,339.80	98.89%
58901	Miscellaneous	0.00	812.25	11,468.39	0.00	(11,468.39)	(100.00)%
58902	Bank Charges	5,000.00	0.00	0.00	0.00	5,000.00	100.00%
Total 900	Miscellaneous	6,312,767.00	8,021.60	334,991.65	(45,437.25)	6,023,212.60	95.41%
905	Debt						
58508	2010 7.777 Rihebc Bond	814,186.00	0.00	0.00	0.00	814,186.00	100.00%
58509	2010 3.955 Rihebc Bond	384,335.00	0.00	0.00	0.00	384,335.00	100.00%
58510	2012 15M Rihebc Bond	1,086,275.00	0.00	0.00	0.00	1,086,275.00	100.00%
58511	2010 5M Go Bond	309,950.00	0.00	0.00	0.00	309,950.00	100.00%
58514	Library Share Of Bonds	(86,250.00)	0.00	0.00	0.00	(86,250.00)	100.00%
58515	State Road Birdge Revolving Fu...	140,107.00	0.00	0.00	0.00	140,107.00	100.00%
58516	2014 Refunding Bond 99-04	1,002,643.00	0.00	30,830.74	0.00	971,812.26	96.92%

City of East Providence, RI

Encumbrance Budget *

11000 - General Fund

From 12/1/2021 Through 12/31/2021

* This report may be affected by Account Level Security

Account Code	Account Title	FY 22 Budget	Current Period Actual	YTD Actual	YTD Enc	Remaining Balance	Percent Total Budget Remaining - Revised
58517	2017 Efficient Bldg Bond	196,894.00	0.00	0.00	0.00	196,894.00	100.00%
58519	Rihebc High School Bond	7,944,864.00	0.00	0.00	0.00	7,944,864.00	100.00%
58520	2020 Redunding Bond For 201...	0.00	0.00	37,475.00	0.00	(37,475.00)	(100.00)%
58599	Bond/Ran/Tan/Riib Fees	50,000.00	0.00	0.00	0.00	50,000.00	100.00%
58601	Tan Interest	200,000.00	0.00	0.00	0.00	200,000.00	100.00%
Total 905	Debt	12,043,004.00	0.00	68,305.74	0.00	11,974,698.26	99.43%
910	Capital						
59610	Capital - Engineering	756,000.00	0.00	0.00	0.00	756,000.00	100.00%
59630	Capital - Highway	360,000.00	0.00	0.00	0.00	360,000.00	100.00%
59660	Capital - Public Buildings	456,905.00	0.00	0.00	0.00	456,905.00	100.00%
59670	Capital - Central Garage	87,000.00	0.00	0.00	0.00	87,000.00	100.00%
59700	Capital - Police	175,000.00	0.00	0.00	0.00	175,000.00	100.00%
59750	Capital - Fire	233,000.00	0.00	0.00	0.00	233,000.00	100.00%
59800	Capital - Recreation	30,000.00	0.00	0.00	0.00	30,000.00	100.00%
59840	Capital - Parks	687,000.00	0.00	0.00	0.00	687,000.00	100.00%
59999	Transfer Out	12,000.00	0.00	0.00	0.00	12,000.00	100.00%
Total 910	Capital	2,796,905.00	0.00	0.00	0.00	2,796,905.00	100.00%
950	School Dept						
55000	Program Costs	89,844,519.00	0.00	0.00	0.00	89,844,519.00	100.00%
Total 950	School Dept	89,844,519.00	0.00	0.00	0.00	89,844,519.00	100.00%
	Total 11000 - General Fund	177,570,346.00	4,361,608.77	9,003,615.38	(56,368.55)	168,623,099.17	94.96%
Report Total		177,570,346.00	4,361,608.77	9,003,615.38	(56,368.55)	168,623,099.17	94.96%

City of East Providence, RI

Encumbrance Budget *

11000 - General Fund

From 12/1/2021 Through 12/31/2021

* This report may be affected by Account Level Security

Account Code	Account Title	FY 22 Budget	Current Period Actual	YTD Actual	YTD Enc	Remaining Balance	Percent Total Budget Remaining - Revised
100	City Council	180,410.00	1,911.37	12,743.90	(473.85)	168,139.95	93.19%
125	Mayor	464,491.00	34,563.74	62,447.99	409.35	401,633.66	86.46%
155	Senior Services	408,298.00	24,240.62	39,697.51	(118.55)	368,719.04	90.30%
170	Information Technology	744,741.00	62,470.34	102,875.78	35,719.90	606,145.32	81.39%
200	City Clerk	734,771.00	41,814.70	83,835.90	2,004.48	648,930.62	88.31%
260	Finance	753,087.00	47,100.58	95,200.62	(28.18)	657,914.56	87.36%
270	Treasury	554,264.00	27,693.19	53,151.95	(238.88)	501,350.93	90.45%
290	Assessment	656,154.00	26,238.93	52,195.42	0.00	603,958.58	92.04%
300	Planning	802,364.00	46,471.51	88,797.50	3,374.60	710,191.90	88.51%
350	Law	398,068.00	24,897.06	62,391.85	(13,461.22)	349,137.37	87.70%
400	Human Resources	776,774.00	37,570.78	80,294.73	(2,294.98)	698,774.25	89.95%
410	Affirmative Action/Human Services	183,253.00	11,657.64	21,707.41	0.00	161,545.59	88.15%
450	Canvassing Authority	338,791.00	10,356.03	29,906.77	29,500.00	279,384.23	82.46%
550	Public Library	2,681,115.00	132,075.94	277,950.02	(5,010.18)	2,408,175.16	89.81%
600	Director of Public Works	234,126.00	14,367.17	30,212.42	(270.00)	204,183.58	87.21%
605	Building Inspection	953,113.00	61,793.05	124,258.90	8,125.60	820,728.50	86.11%
610	Engineering	638,930.00	37,255.81	77,523.35	33,116.00	528,290.65	82.68%
630	Highway	4,963,317.00	241,463.35	541,814.99	97,897.27	4,323,604.74	87.11%
635	Streetlights	400,000.00	2,184.82	291,071.05	0.00	108,928.95	27.23%
650	Refuse Disposal	3,083,588.00	322,054.18	327,383.00	(251,536.91)	3,007,741.91	97.54%
660	Public Buildings	1,354,120.00	80,142.21	167,058.48	3,826.21	1,183,235.31	87.38%
670	Central Garage	913,885.00	54,006.09	115,308.75	176.41	798,399.84	87.36%
700	Police	17,029,480.00	1,228,724.71	2,389,010.88	(1,185.76)	14,641,654.88	85.97%
720	Animal Shelter	341,131.00	24,311.32	44,293.30	(1,770.39)	298,608.09	87.53%
730	Harbormaster	52,280.00	9,478.75	10,720.84	0.00	41,559.16	79.49%
750	Fire	24,908,738.00	1,715,759.85	3,333,974.12	49,973.64	21,524,790.24	86.41%
760	Public Safety Communications	1,179,845.00	0.00	0.00	0.00	1,179,845.00	100.00%
800	Recreation	559,680.00	27,024.29	67,094.44	265.23	492,320.33	87.96%
801	Pierce Stadium	120,000.00	359.69	4,789.93	913.61	114,296.46	95.24%
850	Carousel	164,337.00	5,599.45	12,606.19	155.30	151,575.51	92.23%
900	Miscellaneous	6,312,767.00	8,021.60	334,991.65	(45,437.25)	6,023,212.60	95.41%
905	Debt	12,043,004.00	0.00	68,305.74	0.00	11,974,698.26	99.43%
910	Capital	2,796,905.00	0.00	0.00	0.00	2,796,905.00	100.00%
950	School Dept	89,844,519.00	0.00	0.00	0.00	89,844,519.00	100.00%
	Total 11000 - General Fund	177,570,346.00	4,361,608.77	9,003,615.38	(56,368.55)	168,623,099.17	94.96%

City of East Providence, RI

Encumbrance Budget *

1.1000 - General Fund

From 12/1/2021 Through 12/31/2021

* This report may be affected by Account Level Security

Account Code	Account Title	FY 22 Budget	Current Period Actual	YTD Actual	YTD Enc	Remaining Balance	Percent Total Budget Remaining - Revised
Report Total		177,570,346.00	4,361,608.77	9,003,615.38	(56,368.55)	168,623,099.17	94.96%

STATE OF RHODE ISLAND

CITY OF EAST PROVIDENCE

CHAPTER

AN ORDINANCE IN AMENDMENT OF CHAPTER 9 OF THE
REVISED ORDINANCES OF THE CITY OF EAST PROVIDENCE,
RHODE ISLAND, 1998, AS AMENDED, ENTITLED
“MISCELLANEOUS OFFENSES”

THE COUNCIL OF THE CITY OF EAST PROVIDENCE HEREBY ORDAINS:

SECTION I. Subsection (a)(1) of Sec. 9-13 entitled “Sale of cigarettes by vending machine prohibited” of Chapter 9 of the Revised Ordinances of the City of East Providence, Rhode Island, 1998, as amended, entitled “Miscellaneous Offenses” is amended to read as follows:

Sec. 9-13. Sale of cigarettes by vending machine prohibited.

- (a) No person, firm, corporation, establishment or agency shall engage in the operation of selling cigarettes by vending machine provided, however, that this section shall not apply to:
- (1) Cigarette vending machines in establishments where, as a condition of entry to the premises and access to the cigarette vending machine, persons are required to be at least ~~18~~ 21 years of age; or

SECTION II. Section 9-15 entitled “Purchase, sale or delivery of tobacco products to persons under 18 prohibited; notice of law to be posted” of Chapter 9 of the Revised Ordinances of the City of East Providence, Rhode Island, 1998, as amended, entitled “Miscellaneous Offenses” is amended to read as follows:

Sec. 9-15. Purchase, sale or delivery of tobacco products to persons under ~~18~~ 21 prohibited; notice of law to be posted.

- (a) No person, or employee or agent of such person, shall sell or possess with the intention of selling, under 18 years of age shall purchase nor shall any person sell, give or deliver to any person under ~~18~~ 21 years of age any tobacco products in the form of cigarettes, cigars, pipe tobacco, chewing tobacco, ~~or~~ snuff, electronic cigarettes or other forms of electronic nicotine delivery devices (ENDS).
- (b) Any person, firm or corporation that owns, manages or operates a place of business in which tobacco products are sold including sales through cigarette vending machines, shall post notice of this law conspicuously in such place of business in letters at least three-eighths of an inch high. Signs required by this section may be provided by the department of health at cost.
- (c) Sale of flavored tobacco products prohibited. No licensee, or employee or agent of such licensee, shall sell any flavored tobacco product to a consumer. A non-cigarette tobacco

product is presumed to be a flavored tobacco product if a manufacturer or any of the manufacturer's agents or employees has:

(1) made a public statement or claim that the non-cigarette tobacco product has or produces a characterizing flavor, including, but not limited to, text and/or images on the product's labeling or packaging that are used to explicitly or implicitly communicate information about the flavor, taste, or aroma of a non-cigarette tobacco product; or

(2) taken action directed to consumers that would be reasonably expected to result in consumers believing that the non-cigarette tobacco product imparts a characterizing flavor. Each licensee shall maintain on the premises the original labeling and packaging provided by the manufacturer for all tobacco products that are sold or offered for sale by the licensee separately from the original packaging designed for retail sale to the consumer. The original labeling and packaging from which the contents are sold separately shall be maintained during such time as the contents of the package are offered for sale, and may be disposed of upon the sale of the entire contents of such package. Flavor is characterized by a distinguishable taste or aroma, other than the taste or aroma of tobacco, menthol, minter or wintergreen, imparted either prior to or during consumption of a tobacco product or component thereof, including, but not limited to, tastes or aromas relating to any fruit, chocolate, vanilla, honey, candy, cocoa, dessert, alcoholic beverages, her, or spice; provided, however, that no tobacco product shall be determined to have charactering flavor solely because of the use of additives of flavorings or the provision of ingredient information.

This subsection (c) shall not apply to a smoking bar as defined in Section 23-20.10-2(15) of the Rhode Island General Laws.

“Tobacco product” does not include a product that has been approved by the United States Food and Drug Administration for sales as a tobacco cessation product or for other therapeutic purposes where the product is marketed and sold solely for such an approved purpose.

~~(e)~~(d) Any person violating the provisions of this section shall be penalized as follows:

- (1) Such person shall be fined \$200.00; ~~\$200.00~~; \$250.00;
- (2) Any person violating this section a second time within 36 months of the first offense shall be fined \$300.00; ~~\$300.00~~; \$350.00;
- (3) Any person violating this section a third time within 36 months of the first offense shall be fined \$500.00 and may be ordered not to sell tobacco products for up to 90 days.
- (4) Any person violating this section may be ordered to complete tobacco retailer training as deemed appropriate by the local substance abuse task force (East Providence Prevention Coalition).

~~(d)~~(e) Any person violating this section shall be cited for such violation and may:

- (1) Pay the fine indicated on the citation either by mail or in person, within 20 days after receiving the citation; or
- (2) Shall be required to appear in the Municipal Court for the City of East Providence for a hearing on that citation.

(f) All fines collected by municipal court or the East Providence City Council sitting as the licensing commission hereunder shall be paid to the City of East Providence. It is the intent of this legislation that all fines collected by the City of East Providence hereunder shall be used for the purpose of the East Providence Police Department conducting tobacco produce compliance checks and the East Providence Prevention Coalition providing tobacco education.

SECTION III. This ordinance shall take effect upon its second passage and all ordinances or parts of ordinances inconsistent herewith are hereby repealed.

Given first passage _____ and referred to _____ at 6:30 p.m. for a hearing and consideration of final passage; and adopted _____.

Attest:

City Clerk of East Providence, Rhode Island

Introduced by: Councilwoman Sousa

STATE OF RHODE ISLAND
CITY OF EAST PROVIDENCE
CHAPTER

**AN ORDINANCE IN AMENDMENT OF CHAPTER 13 OF THE
REVISED ORDINANCES OF THE CITY OF EAST PROVIDENCE,
RHODE ISLAND, 1998, AS AMENDED, ENTITLED
“PUBLIC PLACES”**

THE COUNCIL OF THE CITY OF EAST PROVIDENCE HEREBY ORDAINS:

SECTION I. Subsection (a) of Section 13-4 entitled “Smoking at public places” of Article I entitled “In General” of Chapter 13 of the Revised Ordinances of the City of East Providence, Rhode Island, 1998, as amended, entitled “Public Places” is amended to read as follows:

Sec. 13-4. Smoking at public places.

- (a) Since smoking is a public nuisance and dangerous to public health, it shall be unlawful for any person to smoke in any form or otherwise use tobacco products, including electronic cigarettes, or other forms of electronic nicotine delivery devices (ENDS), or the use of combustible cannabis, in any public buildings, public parks or any other indoor or outdoor recreational areas or facilities owned by the city or leased by the city as lessee, and in all motor vehicles of any type or kind owned, rented, leased or used by the city or any of its departments, boards, or commissions.

SECTION II. This ordinance shall take effect upon its second passage and all ordinances or parts of ordinances inconsistent herewith are hereby repealed.

Given first passage _____ and referred to _____ at 6:30 P.M. for a hearing and consideration of final passage and adopted _____.

Attest:

City Clerk of East Providence, Rhode Island

Introduced by: Councilwoman Sousa